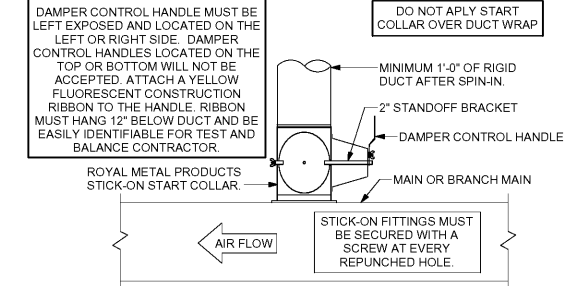


1 SAG/RAG/GRILLE TAKE-OFF
NOT TO SCALE

CHICK-FIL-A HAS A NATIONAL ACCOUNT WITH TOM BARRON COMPANY FOR THE ROYAL METAL PRODUCTS START COLLARS FOR BOTH WITH AND WITHOUT A MANUAL BALANCING DAMPER. THE MECHANICAL CONTRACTOR IS REQUIRED TO PURCHASE THE ROYAL METAL PRODUCTS START COLLARS DIRECTLY FROM TOM BARRON COMPANY. CONTACT MR. SCOTT GEORGE AT 404-351-1010 FOR PRICING AND AVAILABILITY. ROYAL METAL PRODUCTS START COLLARS NOT PURCHASED THRU TOM BARRON COMPANY WILL NOT BE ACCEPTED.



2 START COLLAR
NOT TO SCALE

GAS FIRED ROOFTOP UNIT SCHEDULE

MARK	TOTAL COOLING MBH	SENSIBLE COOLING MBH	HEATING INPUT MBH	HEATING OUTPUT MBH	STAGES	SUPPLY	O.A.	HP	ESP	MODEL	MANUFACTURER	REMARKS
AC#1	290	229.1	480	384	2	9500	1360	10	0.80	LGH300SAB	LENNOX	1,3,4,5,7,8,9,10,11,12,13,14,15
AC#2	124.4	89.6	240	192	2	3000	1250	2	0.65	LGH120H4B	LENNOX	2,3,4,6,7,8,9,10,11,12,13,15
AC#3	247.3	192.9	480	384	2	6000	2025	5	0.65	LGH240H4B	LENNOX	1,3,4,7,8,9,10,11,12,13,14,15

NOTES:

- COOLING CAPACITIES ARE GROSS, BASED ON ENTERING: 80FDB/67FWB, OUTDOOR: 95FDB, AND 400 CFM PER TON.
- CHICK-FIL-A MAINTAINS A NATIONAL ACCOUNT FOR EQUIPMENT WITH LENNOX CORPORATION. CONTACT LENNOX NATIONAL ACCOUNTS AT 800-367-8285 (OR BY FAX AT 972-497-5112) FOR PRICING, ORDERING AND AVAILABILITY.
- MECHANICAL CONTRACTOR TO VERIFY LENNOX SUBMITTAL WITH CONSTRUCTION DOCUMENTS.

REMARKS:

- PROVIDE DIFFERENTIAL ENTHALPHY ECONOMIZER WITH POWER EXHAUST ECONOMIZER TO BE TITLE 24 COMPLIANT.
- PROVIDE DIFFERENTIAL ENTHALPHY ECONOMIZER WITH BAROMETRIC EXHAUST ECONOMIZER TO BE TITLE 24 COMPLIANT.
- PROVIDE 14" HIGH ROOF CURB. PROVIDE CURBS PLUS RESTRAINT CLIP KIT.
- SEE DETAIL 2M-501 FOR SETTING OF PRODIGY M3 BOARD CONTROL PARAMETERS BY MC.
- PROVIDE FACTORY INSTALLED AND UNIT POWERED 115V GFI SERVICE OUTLET.
- PROVIDE FACTORY INSTALLED 115V GFI SERVICE OUTLET.
- PROVIDE FACTORY INSTALLED RETURN SIDE SMOKE DETECTOR.
- PROVIDE FACTORY INSTALLED NON-FUSED DISCONNECT.
- PROVIDE 2" MERV 8 THROW AWAY FILTERS.
- PROVIDE HINGED PANELS FOR FILTER ACCESS, FAN MOTOR ACCESS, COMPRESSOR ACCESS AND CONTROL COMPARTMENT ACCESS.
- ADJUST GAS MANIFOLD PRESSURE AT LOCATIONS WHERE ELEVATION EXCEEDS 2000' ABOVE SEA LEVEL AS RECOMMENDED BY MANUFACTURER.
- PROVIDE FACTORY COIL HALL GUARD, FIELD INSTALLED.
- NOT USED. OR PROVIDE FRESH AIR TEMPERING KIT.
- PROVIDE HUMIDITROL OPTION WITH FACTORY WALL MOUNTED HUMIDITY SENSOR (STATES AND AREAS EXCLUDED).
- PROVIDE FACTORY STAINLESS STEEL HEAT EXCHANGER.
- PROVIDE FACTORY INSTALLED CONDENSATE PAN DRAIN OVERFLOW SWITCH.

EXHAUST FAN SCHEDULE

MARK	CFM	ESP	RPM	Tip Speed	HP	Area Served	MODEL	MANUFACTURER	REMARKS
EF#1	1700	0.75	1,241	4,873	3/4	HOOD#1	150 CPS	LOREN COOK	1,2,3,4,5,6,7,8,9,10,11,17
EF#2	1505	0.95	1,236	4,853	3/4	HOOD#3	150 CPS	LOREN COOK	1,2,3,4,5,6,7,8,9,10,11,17
EF#3	300	0.375	1,294	3,091	1/8	RES. HOODS	150 CPS	LOREN COOK	3,11,12,13,14,15,16

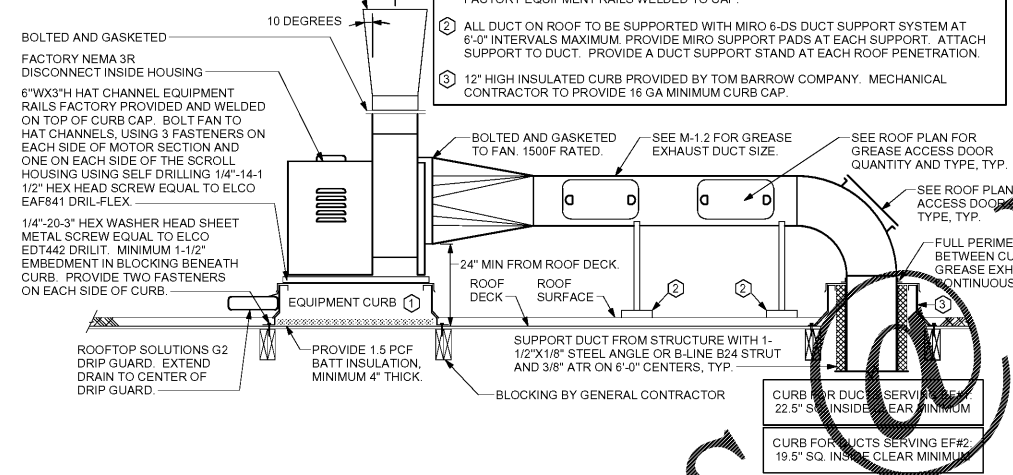
NOTES:

- GREASE EXHAUST FAN RPM TO BE 75% OF DESIGN RPM AT 1000' ABOVE SEA LEVEL.
- CHICK-FIL-A HAS A NATIONAL ACCOUNT WITH TOM BARRON COMPANY FOR THE FAN/CURB PACKAGE. THE MECHANICAL CONTRACTOR IS REQUIRED TO PURCHASE THE FAN/CURB PACKAGE DIRECTLY FROM TOM BARRON COMPANY. CONTACT MR. SCOTT GEORGE AT 404-351-1010 FOR PRICING AND AVAILABILITY. FANS AND CURBS NOT PURCHASED THRU TOM BARRON COMPANY WILL NOT BE ACCEPTED.

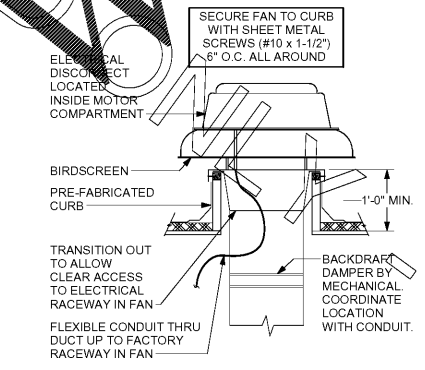
REMARKS:

- UPRAISED ARRANGEMENT FOR ROTATION. SEE PLANS TO CONFIRM CONFIGURATION.
- PROVIDE FACTORY STEEL PANEL WHEEL.
- PROVIDE FACTORY INSTALLED NEMA 3 NON-FUSED DISCONNECT.
- PROVIDE FACTORY STEEL INLET FLANGE AND INLET COMPANION FLANGE.
- PROVIDE AND INSTALL ROOFTOP SOLUTIONS G2 DRIP GUARD. MECHANICAL CONTRACTOR TO CONTACT ROOFTOP SOLUTIONS AT 800-913-7034.
- PROVIDE FACTORY WEATHER HOUSING W/ HINGED ACCESS DOOR.
- PROVIDE FACTORY HINGED ACCESS DOOR ON SCROLL.
- PROVIDE FACTORY INSTALLED HELICAL SPRING AUTOMATIC BELT TENSIONER.
- PROVIDE FACTORY STEEL OUTLET COMPANION FLANGE.
- INTERNAL THERMAL OVERLOAD WITH AUTOMATIC RESET.
- PROVIDE BIRDSCREEN.
- BACKDRAFT DAMPER IN DUCT BY MECHANICAL CONTRACTOR AS SHOWN ON 4M-3.1.
- STARTER BY ELECTRICAL CONTRACTOR. INTERLOCK WITH LIGHTS BY ELECTRICAL CONTRACTOR.
- PROVIDE 12" HIGH CURB.
- PROVIDE FACTORY INSTALLED AND WIRED SPEED CONTROLLER.
- UTILITY SET FAN CURB AND ASSOCIATED EXHAUST DUCT CURB PROVIDED BY TOM BARRON COMPANY.

FABRICATE 18 GA STAINLESS NOZZLE. NOZZLE INLET FULL SIZE OF FAN DISCHARGE. 1'-0" NOZZLE HEIGHT. EXTEND NOZZLE INLET AS NEEDED TO TERMINATE 9'-2" ABOVE HIGHEST PARAPET WITHIN 10'-0".



3 KITCHEN HOOD EXHAUST FANS
NOT TO SCALE



4 RESTROOM EXHAUST FAN
NOT TO SCALE

AIR DOOR SCHEDULE

MARK	CFM	VELOCITY	HEATING CAP	HP	AREA SERVED	MODEL	MANUFACTURER	REMARKS
AD#1	750	3050 FPM	7.2 KW	1/5 HP	DRIVE THRU	MP-1-30E	Powered Aire	1,2
AD#2	3867	4220 FPM	N/A	3/4 HP	REAR DOOR	RBT-1-48	Powered Aire	3

NOTES:

- CHICK-FIL-A HAS A NATIONAL ACCOUNT WITH TOM BARRON COMPANY FOR THE AIR DOORS. THE MECHANICAL CONTRACTOR SHALL PURCHASE THE AIR DOORS DIRECTLY FROM TOM BARRON COMPANY. CONTACT MR. SCOTT GEORGE AT 404-351-1010. FOR PRICING AND AVAILABILITY. AIR DOORS NOT PURCHASED THRU TOM BARRON COMPANY WILL NOT BE ACCEPTED.

REMARKS:

- FACTORY PROVIDED, WIRED, AND UNIT MOUNTED THERMOSTAT LOCATED ON RIGHT SIDE.
- FACTORY PROVIDED, WIRED, AND UNIT MOUNTED SPEED CONTROLLER LOCATED ON BOTTOM.
- FACTORY PROVIDED MAGNETIC DOOR CONTACT WITH FACTORY INSTALLED LOW VOLTAGE CONTROLS LOCATED IN AIR DOOR CABINET.

AIR DEVICE SCHEDULE

MARK	DESCRIPTION	LOCATION	NECK SIZE	FACE SIZE	FRAME TYPE	REMARKS
A	PRICE MODEL APCD ALUMINUM SUPPLY AIR DIFFUSER WITH INDIVIDUALLY ADJUSTABLE CURVED AIR PATTERN CONTROLLERS.	DINING/ KITCHEN	VARIES	24"x24"	LAY-IN	1,7
C	PRICE MODEL SMD STEEL SUPPLY AIR DIFFUSER FIELD ADJUSTABLE AIR PATTERN CONTROLLERS.	ENTRY	14"x14"	19"x19"	BEVELLED	1,3,5,6
E	PRICE MODEL 22 DOUBLE DEFLECTION ALUMINUM SIDEWALL SUPPLY GRILLE, FRONT BLADE PARALLEL TO LONG SIDE.	PLAY AREA	18"x10"	20"x12"	SURFACE	1
F	PRICE MODEL 20 REGGRATE RETURN AIR GRILLE WITH REMOVABLE WHITE CORE, FACTORY FLAT BLACK BACKPAK AND ROUND NECK.	DINING/ OFFICE/ KITCHEN	VARIES	24"x24"	LAY-IN	1,7
J	PRICE MODEL SMD STEEL SUPPLY AIR DIFFUSER FIELD ADJUSTABLE AIR PATTERN CONTROLLERS.	RESTROOMS	10"x10"	15"x15"	BEVELLED	1,2,3,5,6
K	PRICE MODEL APCDR ALUMINUM PERFORATED FACE RETURN AIR GRILLE.	RESTROOMS/ ENTRY	14"x14"	16"x16"	SURFACE	1,4,5,6
L	PRICE MODEL 21 ALUMINUM SIDEWALL RETURN GRILLE, FRONT BLADE PARALLEL TO LONG SIDE.	PLAY AREA	12"x12"	14"x14"	SURFACE	1

NOTES:

- CHICK-FIL-A HAS A NATIONAL ACCOUNT WITH TOM BARRON COMPANY FOR THE AIR DEVICES. THE MECHANICAL CONTRACTOR SHALL PURCHASE THE AIR DEVICES DIRECTLY FROM TOM BARRON COMPANY. CONTACT MR. SCOTT GEORGE AT 404-351-1010. FOR PRICING AND AVAILABILITY. AIR DEVICES NOT PURCHASED THRU TOM BARRON COMPANY WILL NOT BE ACCEPTED.

REMARKS:

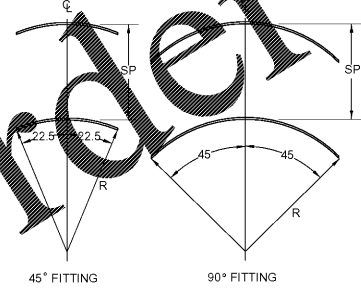
- STANDARD OFF WHITE FINISH.
- PROVIDE MODEL VC53 NECK DAMPER.
- SEE DRAWING M-201 FOR THROW.
- PROVIDE MODEL VCR7 NECK DAMPER ON GRILLES IN RESTROOMS SERVING EXHAUST FAN.
- PROVIDE BACKPAK MC TO SEAL JOINTS WITH MASTIC AND INSULATE EXTERNALLY.
- FIELD INSULATE BACKPAK AS SHOWN ON DETAIL 1M-401.
- FACTORY INSULATED R-6 BACKPAK.

TURNING VANE SCHEDULE

R	SP	GA
2"	1.5"	24

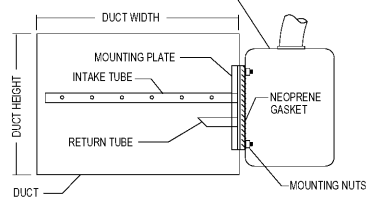
NOTES:

- NO TRAILING EDGE.
- SINGLE THICKNESS CONSTRUCTION.



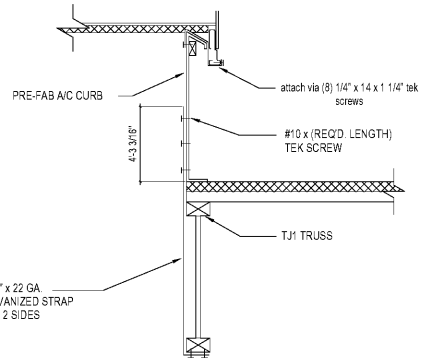
5 TURNING VANES
NOT TO SCALE

AIR DUCT DETECTOR AND AIR SAMPLING CHAMBER (MOUNT ON TOP IF SPACE REQUIRED)




- NOTES:
- SMOKE DETECTOR FURNISHED FIRE ALARM CONTRACTOR AND WIRED BY ELECTRICAL CONTRACTOR, AND MOUNTED BY MECHANICAL CONTRACTOR.
 - INSTALL IN STRICT ACCORDANCE WITH MANUFACTURER'S INSTALLATION INSTRUCTIONS.
 - PROVIDE ACCESS DOOR AT SAMPLING TUBES.
 - INSTALL PER NFPA 90A.
 - MOUNT REMOTE INDICATOR/RESET BY THERMOSTATS.

6 SMOKE DETECTOR DETAIL
NOT TO SCALE



7 RTU MOUNTING DETAIL
NOT TO SCALE



INTERPLAN
ARCHITECTURE
ENGINEERING
INTERIOR DESIGN
PROJECT MANAGEMENT

604 COURTLAND STREET
SUITE 100
ORLANDO, FLORIDA 32804
PH 407.646.5008
FX 407.629.9124

CHICK-FIL-A
SAR South Cobb Drive FSR
3100 South Cobb Dr SE, Smyrna, GA 30080

FSR# 00810

REVISION SCHEDULE

NO.	DATE	DESCRIPTION

CONSULTANT PROJECT # 2017.0165
PRINTED FOR Permit
DATE September 08, 2017
DRAWN BY DG

INFORMED CONSENT ON THIS DRAWING AND ALL SCHEDULES provided by owner and shall remain the property of the architect. No other portion of this drawing or schedule shall be used without the written consent of the architect under any circumstances.

SHEET HVAC DETAILS & SCHEDULES
SHEET NUMBER M-401

Order Plans

2/6/2018 8:27:08 PM

COPYRIGHT © 2017 INTERPLAN. REPEATS COPYRIGHT & OTHER RIGHTS RESPECTING THESE DOCUMENTS TO THE ORIGINAL SET OF PAPERS IF ANY. REPEATS, REPRODUCTION, CHANGE OR REVISIONS ARE PROHIBITED.