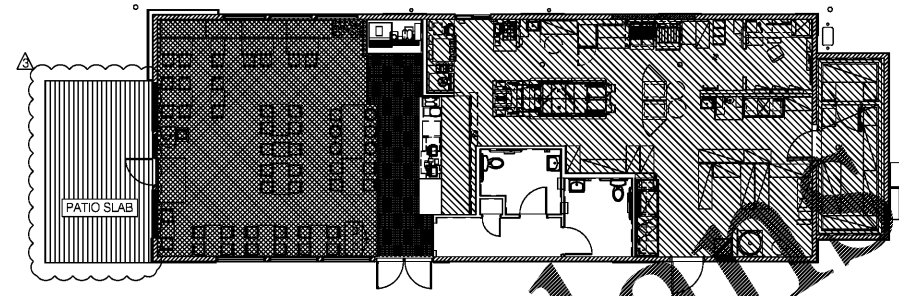
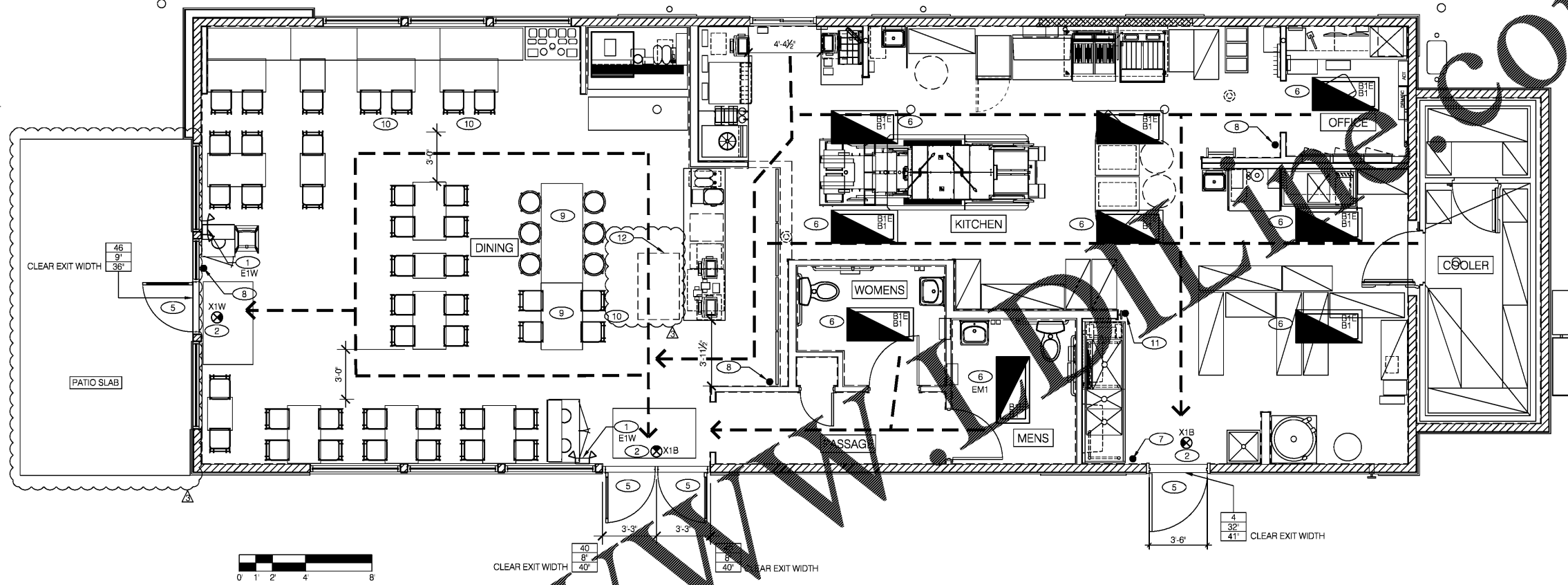


**MAXIMUM OCCUPANCY NOT TO EXCEED 90 PERSONS**

CLEARLY DISPLAY THIS PERMANENT SIGN NEAR THE MAIN ENTRY DOOR.

**LEGEND**

7	# OCCUPANTS - EXIT FACTOR = 0.2
1.4'	EXIT WIDTH REQUIRED (OCC. X 0.2 EXIT FACTOR)
36.5"	EXIT WIDTH PROVIDED



GROSS FLOOR AREA: 1,970 S.F.

	AREA	ALLOWANCE	LOAD	EGRESS WIDTH PER OCCUPANT	EGRESS WIDTH REQUIRED	ACTUAL WIDTH SHOWN
ASSEMBLY LESS CONCENTRATED	695 S.F.	15 S.F./OCCUPANT	46 OCCUPANTS	.2'	9"	34"
ASSEMBLY CONCENTRATED	123 S.F.	5 S.F./OCCUPANT	25 OCCUPANTS	.2'	8"	34"
KITCHEN COMMERCIAL	747 S.F.	200 S.F./OCCUPANT	4 OCCUPANTS	.2'	1' min	41"
<b>TOTAL BUILDING OCCUPANT LOAD</b>			<b>75 OCCUPANTS</b>			

PATIO ASSEMBLY	266 S.F.	15 S.F./OCCUPANT	18 TOTAL PATIO OCCUPANTS			
----------------	----------	------------------	--------------------------	--	--	--

**OCCUPANT LOAD E**

**CODE REVIEW**

FACILITY NAME: TACO BELL  
 COUNTY: CHARLOTTE, NC  
 CITY: CHARLOTTE, NC  
 LOCAL BUILDING INSPECT DEPT.: CHARLOTTE, NC  
 APPLICABLE CODES: SEE SHEET T1.0  
 BUILDING OCCUPANCY CLASSIFICATION: A-2  
 BUILDING CONSTRUCTION TYPE: V-B  
 AUTOMATIC SPRINKLERS: NONE REQUIRED. REFER TO 903.2.1.2 - IBC 2012. FEWER THAN 100 OCCUPANTS  
 ALLOWED AREA: 6,000 S.F.  
 ACTUAL AREA: 2,249 S.F.  
 ALLOWED HT.: 40 FT.  
 ACTUAL HT.: 19 FT.  
 ALLOWED STORIES: 1  
 ACTUAL STORIES: 1

**FIRE RESISTIVE REQUIREMENTS**

- STRUCTURAL FRAME: 0  
 - BEARING WALLS (INTERIOR & EXTERIOR): 0  
 - FLOOR CONSTRUCTION: 0  
 - ROOF CONSTRUCTION: 0  
 - NON-BEARING WALLS (INTERIOR & EXTERIOR): 0

**INTERIOR FINISHES**

CLASS C

**PORTABLE FIRE EXTINGUISHERS**

REF TO LOCATIONS IDENTIFIED ON PLAN  
 PROVIDE FOUR (4) FIRE EXTINGUISHERS - (2) 10LBS B,C; (1) 10LBS A,B,C; AND (1) 10LBS TYPE K

TYPE 'A' - 1500S.F./UNIT 'A' - UNITS REQUIRED = 2-A  
 'A' - UNITS PROVIDED = 2-A  
 TYPE 'B' - 30 FT. OF TRAVEL 'B' - UNITS REQUIRED = 10-B x (3)  
 'B' - UNITS PROVIDED = 10-B x (3)  
 TYPE 'C' - SAME AS TYPE 'B' HAZARD REQUIREMENTS.  
 TYPE 'K' - LOCATED NEAR GREASE COOKING AREA. AS PER NFPA 101.


- 1 EMERGENCY LIGHT FROG EYE
- 2 EXIT SIGN, LED UNIVERSAL MOUNT LED, CEILING MOUNT
- 3 EXIT SIGN, LED UNIVERSAL MOUNT LED, WALL MOUNT
- 4 NOT USED.
- 5 DOORS WITH PANIC HARDWARE INSTALLED.
- 6 EMERGENCY LED.
- 7 10 LBS. TYPE 'K' FIRE EXTINGUISHER.
- 8 A,B,C FIRE EXTINGUISHER.
- 9 FIXED TABLE.
- 10 ADA SEATING.
- 11 EXISTING ANSUL PULL STATION.
- 12 30" x 48" WHEELCHAIR APPROACH.

**PLAN NOTES B**

- 1. EXITS REQUIRED: 2 (2012 IBC 1015.1)  
EXITS PROVIDED: 3
- 2. AISLE WIDTH REQUIRED: 36" MINIMUM CLEARANCE  
MINIMUM AISLE WIDTH PROVIDED: 36"
- 3. COMMON PATH LIMIT: 75 L.F. (IBC 1014.3 & 1028.8)  
COMMON PATH ACTUAL LENGTH: 12'
- 4. TRAVEL DISTANCE LIMIT: 200 FT. (IBC TABLE 1016.1)  
ACTUAL MAXIMUM TRAVEL DISTANCE: 42'

**GENERAL NOTES C**

**NOT USED D**



12144.400

ELECTRICAL COMMENTS 11/17/17  
 BUILDING COMMENTS 12/1/17  
 2nd BUILDING COMMENTS 1/15/18

CONTRACT DATE: 10.2.17  
 BUILDING TYPE: EXP. LITE MED40  
 PLAN VERSION: DECEMBER 2016  
 SITE NUMBER: 311687  
 STORE NUMBER: 436563

TACO BELL  
 3923 SHAKEDOWN ST.  
 CHARLOTTE, NC



**LIFE SAFETY PLAN**

**LS1.0**