

1 2 3 4 5 6 7 8 9 10 11 12 13 14 15 16 17 18 19 20

A
B
C
D
E
F
G
H
I
J
K
L
M
N

GENERAL DEMOLITION PLAN NOTES

A. WHERE EXISTING RACEWAY AND BOXES ARE CONCEALED IN WALLS ARE SUITABLE FOR REUSE, CONTRACTOR MAY UTILIZE THEM FOR NEW WIRING AND/OR DEVICES.

B. CONTRACTOR SHALL REMOVE ANY UNUSED RACEWAY WHERE EXPOSED AND PROVIDE STAINLESS STEEL BLANK COVERS FOR ALL ABANDONED OUTLET BOXES.

C. CONTRACTOR SHALL PROVIDE ALL LABOR AND MATERIALS TO MAINTAIN COMMUNICATIONS AND POWER SYSTEMS FUNCTIONS THROUGHOUT THE OCCUPIED PORTIONS OF THE BUILDING DURING DEMOLITION AND RENOVATION PHASES. ANY NECESSARY SYSTEM OUTAGES SHALL BE KEPT TO A MINIMUM AND COORDINATED WITH THE OWNER IN ADVANCE.

D. UNLESS OTHERWISE NOTED, ALL ELECTRICAL PANELS AND GEAR SHALL REMAIN.

E. CONTRACTOR SHALL FIELD VERIFY EXISTING RECEPTACLES AND ASSOCIATED FACEPLATE IN ALL SPACES AND REPLACE ANY THAT ARE PAINTED AND/OR DAMAGED. PROVIDE GROUNDING STRAP AS REQUIRED.

F. REVIEW ALL EQUIPMENT WITH OWNER TO DETERMINE WHAT EQUIPMENT THE OWNER DESIRES TO KEEP. REMOVE THIS EQUIPMENT WITH CARE AND TURN OVER TO OWNER. ITEMS NOT DESIRED BY THE OWNER SHALL BE DISPOSED IN ACCORDANCE WITH APPLICABLE REGULATIONS.

G. CONTRACTOR SHALL RESTORE CONTINUITY TO ANY RECEPTACLE OR POWER CIRCUIT ONLY PARTIALLY REMOVED.

H. THROUGHOUT RENOVATED AREAS, ABANDONED CABLE (INCLUDING CABLE ON ROOF) SHALL BE REMOVED IN ACCORDANCE WITH NEC ARTICLE 800.25.

J. IN EXISTING WALLS TO BE DEMOLISHED, DISCONNECT AND REMOVE ELECTRICAL DEVICES. CONTRACTOR SHALL RESTORE CONTINUITY TO ANY RECEPTACLE OR POWER CIRCUIT ONLY PARTIALLY REMOVED.

DEMOLITION PLAN NOTES

1. EXISTING MECHANICAL EQUIPMENT TO BE REMOVED. DISCONNECT AND REMOVE CIRCUIT CONDUCTORS, EXPOSED RACEWAY AND DISCONNECT SWITCHES ASSOCIATED WITH MECHANICAL EQUIPMENT TO BE REMOVED.

2. EXISTING MECHANICAL EQUIPMENT TO BE REPLACED. LEAVE DISCONNECT, CONDUIT AND CIRCUIT CONDUCTORS INTACT FOR RECONNECTION TO NEW EQUIPMENT. REFER TO MECHANICAL DEMOLITION PLANS, AND ELECTRICAL POWER PLANS.

3. EXISTING MECHANICAL EQUIPMENT TO REMAIN, PROTECT FROM DAMAGE.

4. EXISTING LIGHTING FIXTURES TO REMAIN, SHOWN FOR REFERENCE ONLY. PROTECT FROM DAMAGE. (TYP)

5. EXISTING ELECTRIC DRINK FOUNTAIN TO BE REPLACED AT THIS LOCATION. PROVIDE NEW DUPLEX GFI RECEPTACLE AND REWORK BOX LOCATION AS REQUIRED SO THAT RECEPTACLE IS CONCEALED WITHIN DRINK FOUNTAIN SHROUD. COORDINATE WITH DIV 21 CONTRACTOR.

GYM RENOVATION PLAN NOTES:

1. PROVIDE A MINIMUM OF 1/2" CONDUIT FROM EACH OUTDOOR HVAC UNIT TO HVAC CONTROL CABINET INSIDE BUILDING.

2. PROVIDE 120V CONNECTION TO FACTORY INSTALLED RECEPTACLE ON SIDE OF UNIT VIA 3#12CU IN A 1/2". COORDINATE ROUGH-IN LOCATION WITH DIV 23.

3. PROVIDE CONNECTION TO FACTORY INSTALLED DISCONNECT SWITCH ON SIDE OF HVAC UNIT. BRANCH CIRCUIT SHALL BE 3#8 CU + #10 CU GND IN A 3/4" AND TERMINATE ON A 50A/3P BREAKER IN PANEL 'HG'. COORDINATE ROUGH-IN REQUIREMENTS WITH DIV 23 CONTRACTOR.

4. ROUTE TO CIRCUIT INDICATED VIA 3#12 CU IN A 1/2" AND TERMINATE ON A 20A/1P BREAKER OF SAME TYPE AND AIC RATING AS EXISTING.

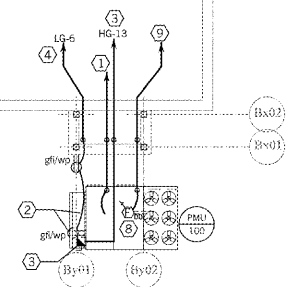
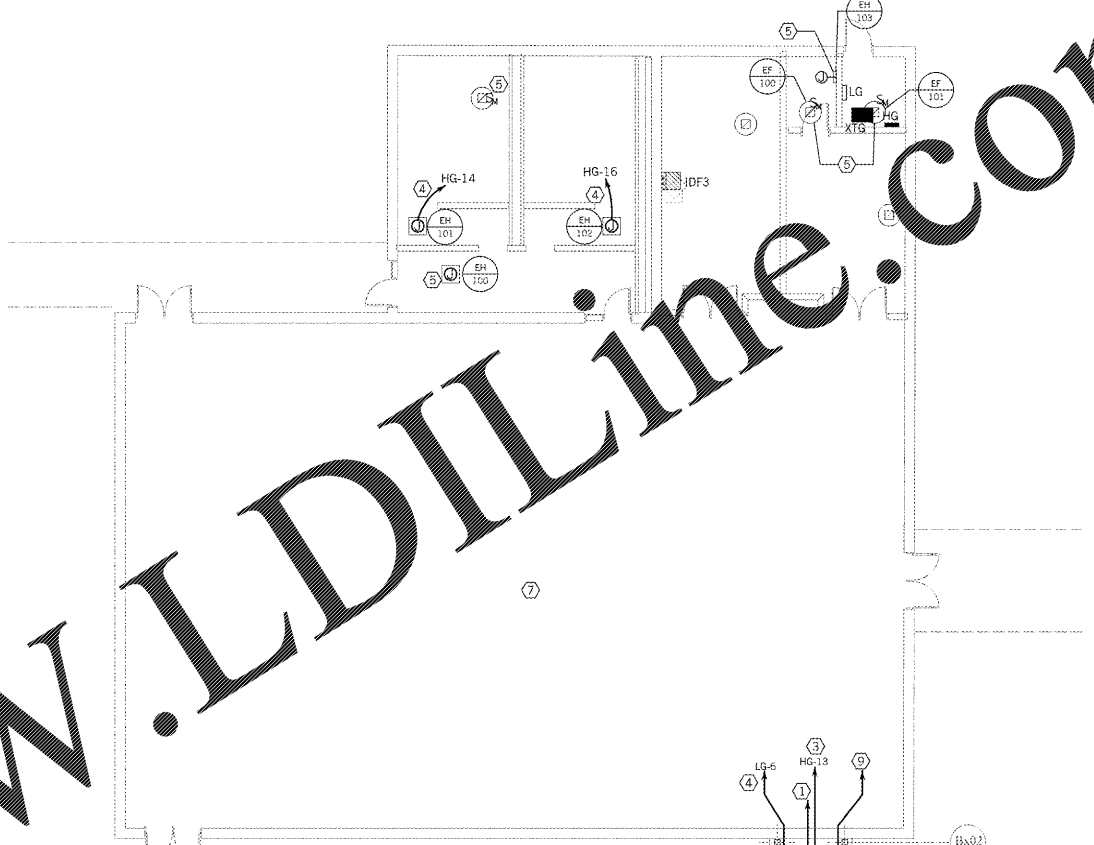
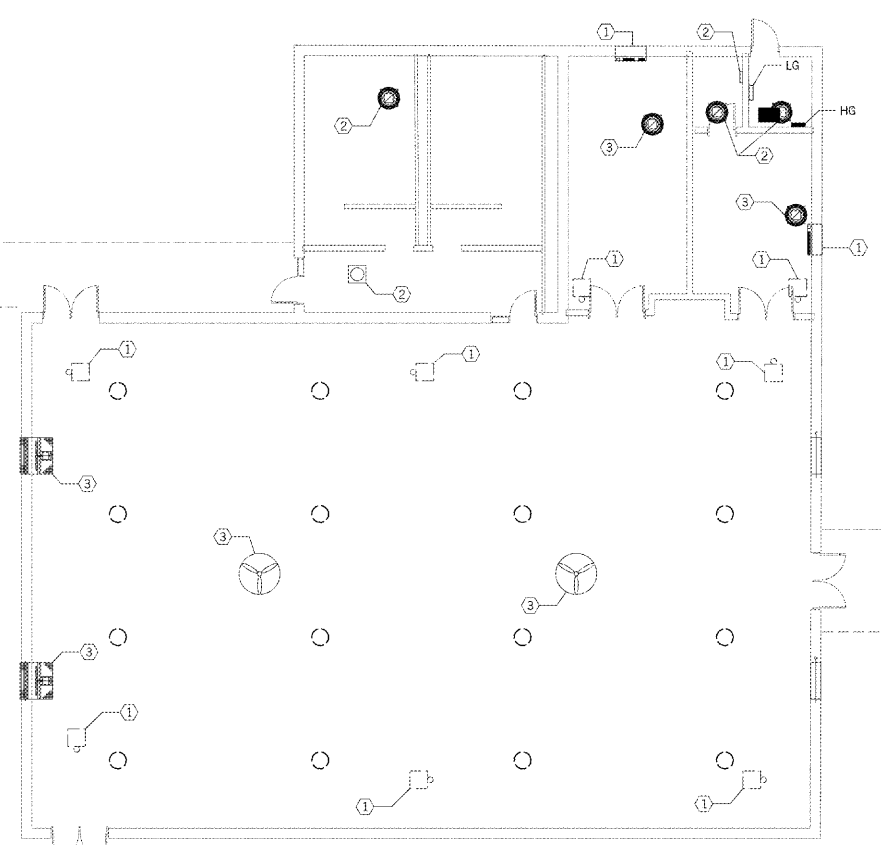
5. EXTEND AND/OR TRIM EXISTING EQUIPMENT BRANCH CIRCUIT AS REQUIRED FOR CONNECTION TO NEW EQUIPMENT.

6. ANY RACEWAY ON EXTERIOR OF BUILDING SHALL BE GALVANIZED RIGID STEEL AND PAINTED TO MATCH FACADE. CORE DRILL ALL WALL PENETRATION AND SEAL ENTRY POINT WATER TIGHT. (TYP)

7. NEW RACEWAY INSTALLED IN THIS SPACE SHALL BE PAINTED TO MATCH STRUCTURE AND/OR WALL.

8. REPLACE DUCT DETECTOR WITH AN ADDRESSIBLE UNIT COMPATIBLE WITH CAMPUS FIRE ALARM SYSTEM.

9. PROVIDE FIRE ALARM CONNECTION FROM SLC LOOP INSIDE GYM BUILDING. TO DUCT DETECTOR INSTALLED IN PMU UNIT. ROUTE CABLING A MINIMUM OF 3/4" CONDUIT.



GYM BUILDING - ELECTRICAL POWER PLAN K17
SCALE: 1/8" = 1'-0" E105

GYM BUILDING - ELECTRICAL DEMOLITION PLAN L7
SCALE: 1/8" = 1'-0" E105

Southern A&E REGISTERED ARCHITECTS & ENGINEERS
7951 Iron Circle
Austell, Ga. 30168
(770) 819-7777

DATE: February 28, 2018
JOB NUMBER: 01-647-061

FACILITY CODE NUMBER: 66-1050
RENOVATIONS TO:
BELWOOD ELEMENTARY SCHOOL
GORDON COUNTY BOARD OF EDUCATION
CALHOUN, GEORGIA

DRAWING NUMBER: **E105**

STATE OF GEORGIA REGISTERED ARCHITECT
STATE OF GEORGIA REGISTERED PROFESSIONAL ENGINEER

Order Plans @ WWW.LDILine.com