


GENERAL NOTES

- (A) REFER TO PROJECT MANUAL FOR ADDITIONAL REQUIREMENTS.
- (B) ALL DIMENSIONS TO ROUGH FACE OF ROUGH FRAMING, CONCRETE, MASONRY OR CENTERLINE OF STRUCTURE UNLESS OTHERWISE NOTED. COLD FORM METAL STUD INTERIOR PARTITION DIMENSION 3/8" UNLESS OTHERWISE INDICATED AND NOT SHOWN FOR CLARITY.
- (C) REFER TO EXTERIOR AND INTERIOR FINISH SCHEDULE FOR ADDITIONAL REQUIREMENTS.
- (D) REFER TO PRE-ENGINEERED METAL BUILDING SHOP DRAWINGS FOR ADDITIONAL REQUIREMENTS. ARCHITECT IF FINISH DESIGN CONDITIONS DEVIATE SUBSTANTIALLY FROM THOSE INDICATED HEREIN.



KEY NOTES

- (1) EXPOSED STEEL COLUMN, REFER TO PRE-ENGINEERED METAL BUILDING SHOP DRAWINGS. PROVIDE SHEET METAL COVER WITH NO EXPOSED HORIZONTAL SEAMS. FINISH TO MATCH WINDOW FRAME.
- (2) EXPOSED STEEL COLUMN, REFER TO PRE-ENGINEERED METAL BUILDING SHOP DRAWINGS. (PAINT W-3, REFER INTERIOR FINISH SCHEDULE).
- (3) (NOT USED)
- (4) SURFACE MOUNTED PORTABLE FIRE EXTINGUISHER, REFER TO DETAIL 10/A4.2.
- (5) SHOWROOM CORNER WALL BOX OUT. INSTALL 5/8" FIRE TREATED PLYWOOD BACKING TO BACK SIDE OF STUD INTERIOR FLANGE ON EACH EXPOSED WALL FACE FROM 8'-0" TO 10'-0" A.F.F. FOR INSTALLATION OF SECURITY MIRRORS. REFER TO 4/A4.2 (TYPICAL).
- (6) TACTILE EXIT SIGN AT EXIT DISCHARGE DOOR STATING "EXIT" WITH BRAILLE LETTERING. SIGN TYPE TO COMPLY WITH ANSI A117.1 AND MOUNTED AT 60" A.F.F. TO CENTERLINE.

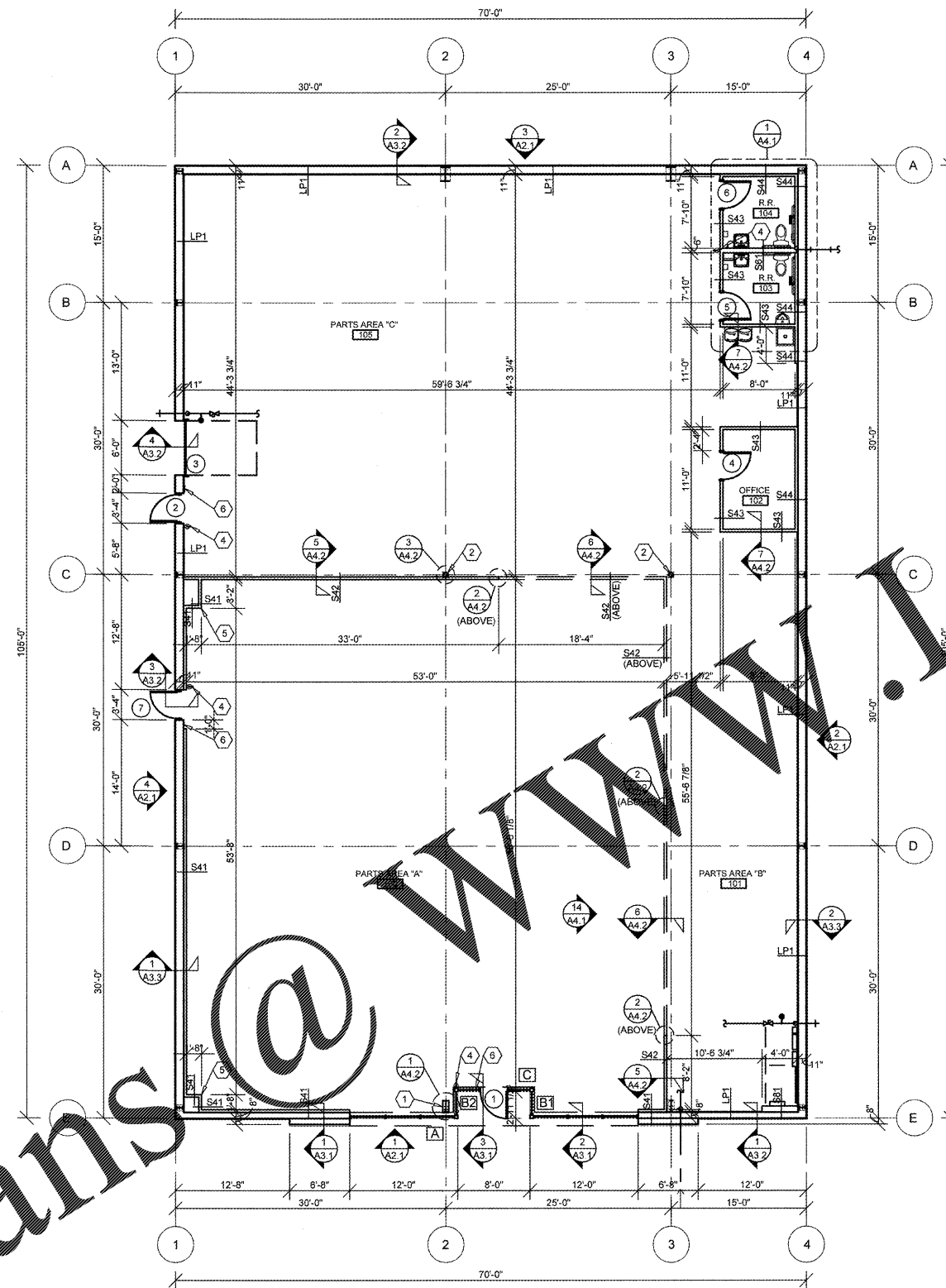
O'Reilly AUTO PARTS
 CORPORATE OFFICES
 233 SOUTH PATTERSON
 SPRINGFIELD, MISSOURI 65802
 (417) 862-2674 TELEPHONE

PROJECT:
 NEW O'REILLY AUTO PARTS STORE
 915 AZALEA DRIVE
 WAYNESBORO, MISSISSIPPI

Buddy Webb, NCARB, AIA
Architect - Consultant
 3087 EAST CAIRO
 SPRINGFIELD, MISSOURI 65902
 (417) 877-1385 TELEPHONE
 (417) 877-9736 FAX

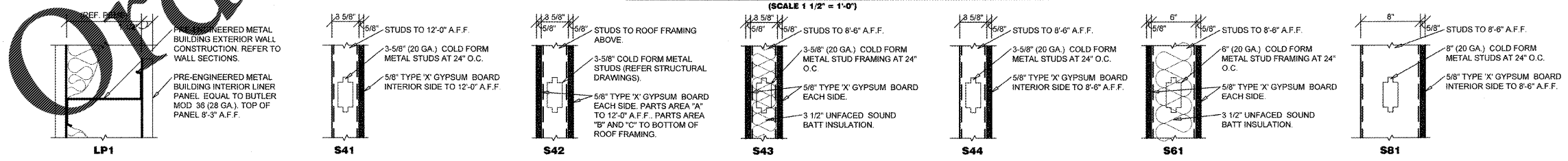
INTERIOR WALL & CEILING NOTES

1. GENERAL:
 - A. REFER TO FINISH SCHEDULES FOR ADDITIONAL WALL FINISH MATERIAL APPLICATIONS.
 - B. REFER TO WALL SECTIONS AND DETAILS FOR ADDITIONAL CONDITIONS.
 - C. WHERE WALL FRAMING EXTENDS TO BOTTOM OF ROOF DECK OR STRUCTURE, PROVIDE DEFLECTION CHANNELS AT TOP TRACK FOR 1 1/2" MINIMUM DEFLECTION.
 - D. REFER TO STRUCTURAL DRAWINGS FOR STRUCTURAL STUD REQUIREMENTS.
 - E. REFER TO WINDOW AND DOOR HEAD, JAMB AND SILL DETAILS FOR ADDITIONAL FRAMING REQUIREMENTS.
 - F. PROVIDE HORIZONTAL STUD BRIDGINGS AT 4'-0" O.C. VERTICAL.
2. FRAMING:
 - A. PROVIDE FIRE TREATED 2X BLOCKING AS REQUIRED FOR INSTALLATION OF ACCESSORIES PER MANUFACTURER'S RECOMMENDATIONS.
 - B. PROVIDE DIAGONAL WALL BRACING (3" X 16 GA. FLAT STRIP) AT CORNER FACES OF FREE STANDING PARTITION SYSTEMS.
 - C. PROVIDE HORIZONTAL STUD BRIDGINGS AT 4'-0" O.C. VERTICAL.
3. GYPSUM AND BACKING BOARD:
 - A. EXPANSION/CONTROL JOINTS. INSTALL EXPANSION/CONTROL JOINTS IN CEILINGS EXCEEDING 2500 SQ. FT. IN AREA AND IN PARTITION WALL LENGTHS EXCEEDING 30 FEET. DO NOT EXCEED A DISTANCE OF 50 FEET IN ANY DIRECTION BETWEEN CEILING JOINTS. INSTALL CONTROL JOINTS WHERE FRAMING OR FURRING CHANGES DIRECTION.
 - B. PROVIDE MOISTURE RESISTANT TYPE "X" GYPSUM BOARD AT ALL WET LOCATIONS (RESTROOMS, WET WALLS, AND JANITOR'S SINK AREAS).
 - C. PROVIDE "J" MOLDING, REGLETS, OR CORNER BEAD AT GYPSUM BOARD PERIMETER CONDITIONS TRANSITIONING TO DISSIMILAR EXPOSED FINISH MATERIALS.
 - D. INSULATION:
 - A. INSULATION SHALL HAVE A FLAME SPREAD RATING OF 0-25 AND A SMOKE DEVELOPMENT RATING OF 0-450.
 - B. PROVIDE SEALANT ON BOTH SIDES OF STUD BOTTOM TRACKS AT ACOUSTICAL INSULATED WALL LOCATIONS.
 - E. FIRE STOPPING:
 - A. PROVIDE FIRE STOPPING AND FIRE SEALANT MATERIALS AS REQUIRED AT ALL FIRE RATED ASSEMBLY TRANSITIONS, PENETRATIONS, AND PERIMETER CONDITIONS. RATING TO BE EQUAL TO RATED ASSEMBLY.



1 FLOOR PLAN
 A1.1 SCALE: 1/8" = 1'-0"

INTERIOR WALL TYPES



Order Plans @ WWW.LDILines.com

A1.1

DESIGN, DRAWINGS AND SPECIFICATIONS ARE INSTRUMENTS OF SERVICE AND ARE THE PROPERTY OF THE DESIGN PROFESSIONAL. REPRODUCTION WITHOUT THE EXPRESSED WRITTEN CONSENT OF THE DESIGN PROFESSIONAL IS PROHIBITED.