

GENERAL NOTES

CONTRACTOR SHALL BE RESPONSIBLE FOR THE SITE INSPECTION PRIOR TO LANDSCAPE CONSTRUCTION AND INSTALLATION IN ORDER TO ACQUAINT HIMSELF WITH EXISTING CONDITIONS. CONTRACTOR SHALL BE RESPONSIBLE FOR LOCATING ALL EXISTING UNDERGROUND UTILITIES BEFORE BEGINNING CONSTRUCTION.

CONTRACTOR SHALL VERIFY PLANT COUNT FROM PLAN AND REPORT DIFFERENCES.

ALL TREES AND SPECIMEN PLANT MATERIAL SHALL BE LOCATED BY THE CONTRACTOR AT APPROVED NURSERIES OR THEIR EQUAL (SEE LIST) APPROVED PRIOR TO BID.

ALL PLANT MATERIALS ARE SUBJECT TO APPROVAL OR REJECTION BY THE LANDSCAPE ARCHITECT AT THE JOB SITE.

CONTRACTOR SHALL LAYOUT TREES AND BED LINES FOR REVIEW BY LANDSCAPE ARCHITECT PRIOR TO PLANTING. A MINIMUM 24 HOUR NOTICE SHOULD BE GIVEN AND ANTICIPATED BY THE CONTRACTOR FOR THIS REVIEW.

CONTRACTOR SHALL APPLY AND SPREAD MULCH TO SHRUB BEDS AND ALL AREAS TO BE SPECIFIED UNLESS OTHERWISE NOTED.

CONTRACTOR SHALL BE RESPONSIBLE FOR PROVIDING POSITIVE DRAINAGE IN ALL PLANT AREAS.

PLANTS SHALL BE WELL WATERED, VIGOROUS GROWING SPECIMENS WITH GROWTH TYPICAL OF VARIETIES SPECIFIED AND SHALL BE FREE FROM INJURY, INSECTS AND DISEASES. PLANTS SHALL BE OF EQUAL OR BETTER QUALITY AS DEFINED IN THE CURRENT ISSUE OF NURSERY STOCK SPECIFICATIONS FOR NURSERY STOCK AS PUBLISHED BY THE AMERICAN NURSERYMEN ASSOCIATION.

PLANT MATERIAL SHALL BE SHIPPED AND BURLAPPED OR CONTAINER GROWN.

ALL TREES, TREES AND SHRUBS AND SHRUB COVERS SHALL BE PLANTED WITH A SOIL MIXTURE CONSISTING OF 50% TOPSOIL AND 50% ORGANIC MATERIAL AND PER SPECIFICATIONS.

FRONT YARD SHRUBS SHALL BE PLANTED MINIMUM 24" BEHIND BED LINE & LAWNS OR WALKS AND MINIMUM 48" BACK OR CURB & PARKING SPACES.

BACK YARD SHRUB PLANTING SHALL BE PLANTED @ 36" OFF FACE OF BUILDING WALL, & SHRUB COVERS SHALL BE 12" OUT FROM BUILDING AS REQUIRED BY PLANT SPECIFICATIONS.

PLANTING EDGE OF ALL PLANTING BEDS TO 4" DEPTH TO FORM A NEAT CRISP DEFINITION.

ALL PLANTING BEDS AND TREE PITS SHALL BE MULCHED WITH A 3" SETTLED LAYER OF SPECIFIED MULCH.

GRASS: ALL AREAS TO BE GRASSED SHALL BE TILLED AND GRADED TO A DEPTH OF 6". SLAS OF LIME SHALL BE APPLIED AT A RATE OF 100 POUNDS PER 1000 SQ. FT. ADD TURF GREEN OR EQUAL (12-5-8 SLOW RATE) AT A RATE OF 50 POUNDS PER 1000 SQ. FT. SEEDING AREAS SHALL BE COVERED WITH A THIN LAYER OF WHEAT STRAW.

GRADE: ALL AREAS FOR APPROVAL BY LANDSCAPE ARCHITECT BEFORE SODDING.

SEASONAL COLOR SHALL BE PLANTED IN FLOWERING STATE.

CONTRACTOR SHALL GUARANTEE ALL PLANT MATERIAL, INCLUDING GRASS FOR ONE FULL YEAR FROM DATE OF SUBSTANTIAL COMPLETION.

REMOVE ALL GUY WIRES AND STAKES AT END OF GUARANTEE PERIOD.

WHEN TREES ARE PLANTED THE MONTHS OF MARCH THRU OCTOBER, THE LANDSCAPE CONTRACTOR SHALL AMEND THE SOIL MIX WITH A MOISTURE RETENTION AGENT AS 'TERRA-SORB' OR EQUAL FOR EACH TREE INSTALLATION.

The contractor is to source the trees specified on these drawings at the following nurseries or preapproved nurseries. Nurseries of equal quality trees must be approved prior to bidding. The Landscape Architect will consider alternate growers only if submitted with photographs of each tree, grower name, contact, address, and phone number 7 days or more prior to bid date. The Landscape Architect will tentatively accept (subject to tagging) or reject alternate growers within (5) five days of date submitted. Landscape Contractor must have written conditional acceptance from Landscape Architect of any proposed alternate growers to submit with bid package otherwise, substitutions will not be permitted. Substitutions from the specified plant list will be accepted only when satisfactory evidence in writing is submitted to the Landscape Architect prior to submitting bid tree list, showing that the material is not available. This list shall be submitted prior to submitting bid.

(1) Request for approval of substitute plant material shall include common, and botanical names, and the size of substitution material.

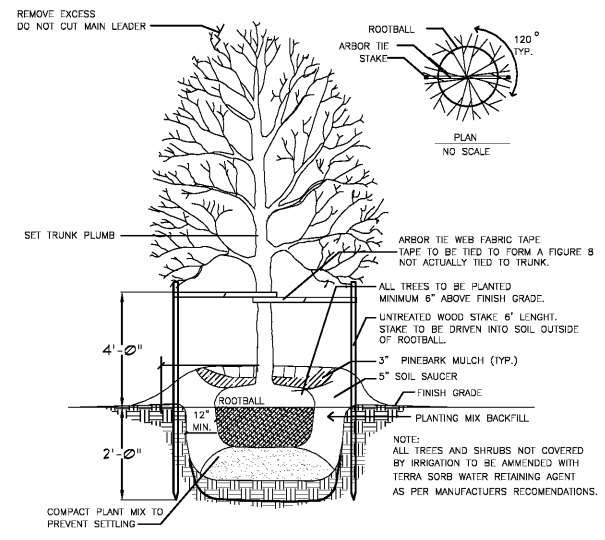
(2) Only those substitutions of at least equivalent size and having essential characteristics similar to the originally specified materials will be approved. The Landscape Architect will issue in acceptance or rejection of substitute plant material in writing.

The following reputable nurseries are provided to establish the minimum quality level that will be acceptable and are not intended to imply that these are the only sources for trees.

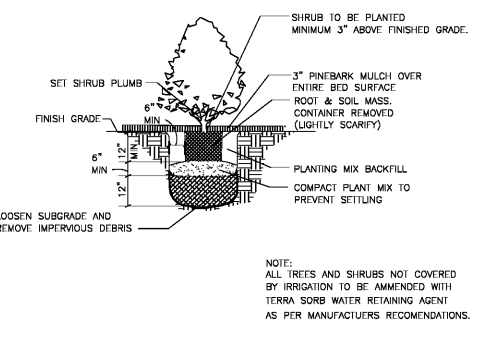
All trees will be tagged by the Landscape Architect at one of the following listed nurseries or equal contingent upon approval by the Landscape Architect prior to submitting bids. See Specification section 02900 for lists of approval.

The Landscape Contractor will be responsible for all expenses related to tagging trips to all growers including travel fees charged by the Landscape Architect. The Landscape Contractor shall provide the Landscape Architect a minimum of THREE WEEKS advance notice. Landscape Contractor shall limit tagging trips to no more than two at a maximum of two days each. All tagging trips will be completed within 45 days from date contract is awarded to Landscape Contractor. The Landscape Contractor should anticipate accompanying the Landscape Architect on the tagging trips but is not required to do so.

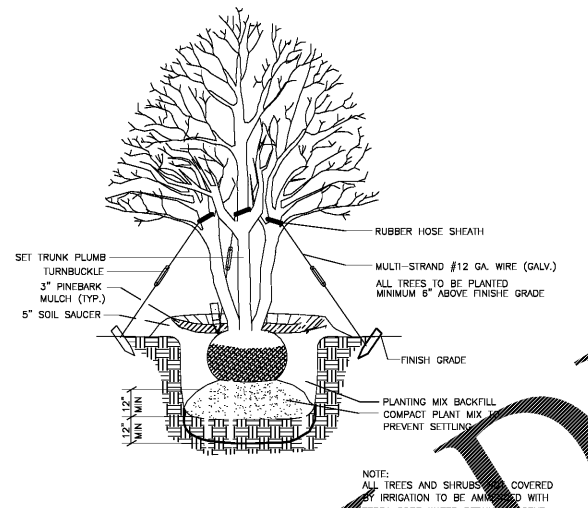
- Trees are not to be sourced from Warren County, Tennessee as approved equals. Tagging trips to Warren County will be entirely at the contractor's expense and will be paid in advance for 30% of the trip.
- Roy Bracken Nursery, Inc.
P.O. Box 1628
Fasley, SC 29640
(800) 992-4321
 - Charles Creek Nursery
P.O. Box 609
Iva, SC 29655
(864) 348-7949
 - Haskeworth & Sons Nursery
Rt. 4 Box 4135
Tullahoma, TN 37388
(931) 450-5436
 - Select Trees
P.O. Box 6671
Albany, GA 31704
(706) 769-9879
 - Plantation Tree Company
Rt. 3 Box 198
Sains, AL 36701
(334) 875-9176
 - Mal Georgia Nursery
627 Rose Hill Road
Macon, GA 31206
(770) 567-3874
 - BoShonCee Nursery
214 County Lake Rd.
New Market, AL 35761
(256) 379-2026
 - Hunter Trees
PO Box 288733
Birmingham, AL 35288
1866.348.6827
 - Cherry Lake
7826 Cherry Lake Road
Groveville, Florida 34738
(800) 429-2171



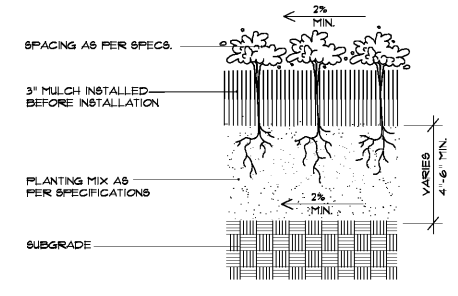
1 DETAIL TYPICAL TREE PLANTING AND GUYING
 NOT TO SCALE



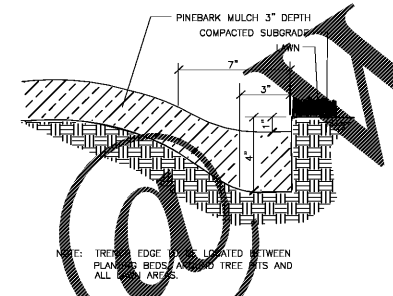
2 DETAIL TYPICAL CONTAINERIZED SHRUB PLANTING
 NOT TO SCALE



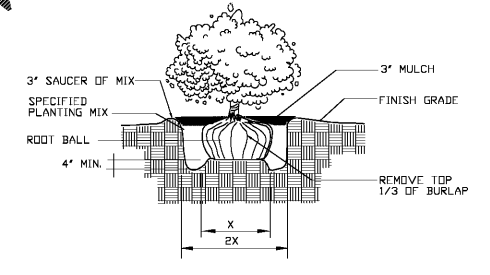
3 DETAIL MULTI-TRUNKED TREE PLANTING
 NOT TO SCALE



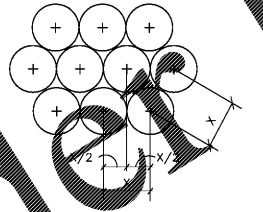
4 GROUND COVER DETAIL
 NOT TO SCALE



5 TRENCH EDGER DETAIL FOR ALL BEDS
 NOT TO SCALE



6 B&B SHRUB DETAIL
 NOT TO SCALE



7 DETAIL TYPICAL STAGGERED ROW SPACING
 NOT TO SCALE

NOTES:
 1. SEE PLANTING PLANS FOR SHRUB & GROUND COVER
 2. ROWS SHALL BE STRAIGHT & PARALLEL.
 3. SPACING SHOWN ON PLANT SCHEDULE (X).

Order Plans

WWW.LDPLANS.COM

PRICE.P.C.
 CONCRETE ENGINEERS

LEGACY AT JONES FARM
 PHASE 2

CLIENT
 RBJ BAILEY, LLC
 PO BOX 2545
 HUNTSVILLE, AL 35804

SITE ADDRESS
 1 LEGACY FARM DR SE
 HUNTSVILLE, AL 35802

SHEET TITLE
 LANDSCAPE
 DETAILS

SCALE: N.T.S.
 APPROVED BY: CDB
 PROJECT NO: 17-105
 DATE: 12/29/17
 SHEET NUMBER
 L2 OF 2