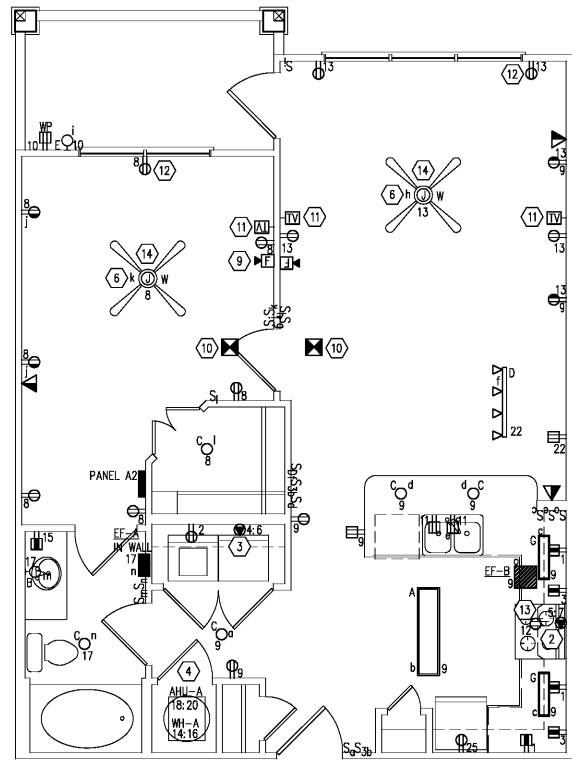
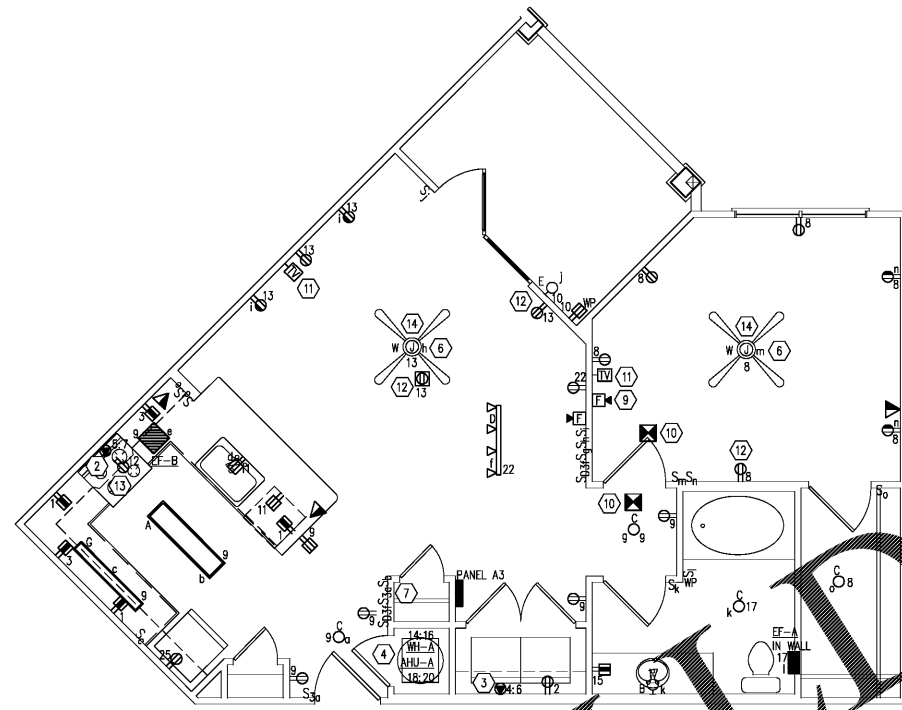


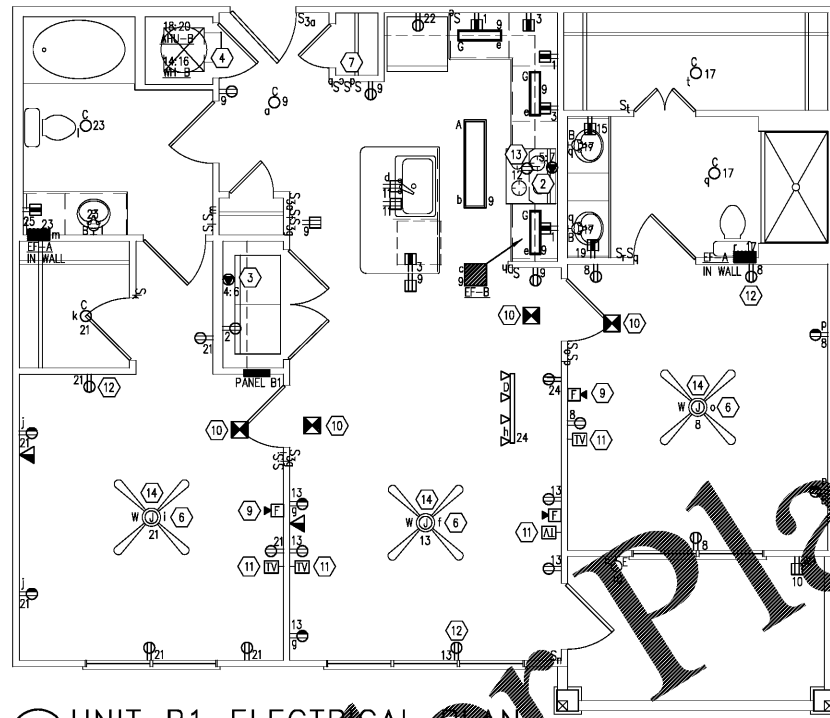
1 UNIT A1 ELECTRICAL PLAN  
E-3 SCALE: 1/4" = 1'-0"



2 UNIT A2 ELECTRICAL PLAN  
E-3 SCALE: 1/4" = 1'-0"



3 UNIT A3 ELECTRICAL PLAN  
E-3 SCALE: 1/4" = 1'-0"



4 UNIT B1 ELECTRICAL PLAN  
E-3 SCALE: 1/4" = 1'-0"

GENERAL NOTES:

1. ALL LIGHT FIXTURES, FANS, AND JUNCTION BOXES FOR FUTURE FANS OR LIGHT FIXTURES SHALL BE CENTERED IN ROOM. REFER TO ARCHITECTURAL REFLECTED CEILING PLAN FOR EXACT LOCATIONS.

2. PROVIDE TAMPER PROOF RECEPTACLES IN ALL AREAS AS REQUIRED BY NEC.

UNIT PLAN NOTES:

1) NOT USED

2) PROVIDE NEMA 14-50R RECEPTACLE FOR RANGE.

3) PROVIDE NEMA 14-30R RECEPTACLE FOR DRYER.

4) REFER TO MECHANICAL EQUIPMENT SCHEDULE FOR ELECTRICAL REQUIREMENTS.

5) NOT USED

6) ONE SWITCH SHALL CONTROL FAN AND LIGHT.

7) PROVIDE 12-TON OR EQUIVALENT COMPACT STRUCTURED CABLING CENTER WITH BRIDGED TELEPHONE MODULE AND VIDEO SPLITTER MOUNTED IN ENCLOSURE. LOCATE CABLING CENTER IN CLOSET. COORDINATE LOCATION WITH SHELVING. ALL TELEPHONE AND TV CABLING IN UNIT SHALL TERMINATE AT THIS LOCATION. PROVIDE COAX VIDEO "IN" AND TELEPHONE CABLE "IN" FROM DEMARC LOCATION.

8) NOT USED

9) PROVIDE COMBINATION LOW FREQUENCY SOUNDER AND STROBE IN ALL SLEEPING AREAS. DEVICE SHALL BE CAPABLE OF GENERATING A 520 HZ TONE IN BOTH PATTERN FOR FIRE AND CARBON MONOXIDE AS REQUIRED BY NFPA 72 AND 720.

10) ALL SMOKE/CARBON MONOXIDE DETECTORS SHALL BE INTERCONNECTED SUCH THAT ACTIVATION OF ONE DETECTOR SHALL ACTIVATE ALL DETECTORS IN UNIT. IN ACCESSIBLE UNITS, ALL SMOKE DETECTORS AND STROBES WITHIN UNIT SHALL ACTIVATE. DETECTORS AND STROBES OUTSIDE OF UNIT SHALL NOT ACTIVATE UPON ACTIVATION OF A SMOKE/CARBON MONOXIDE DETECTOR. DETECTORS SHALL HAVE PRIMARY POWER FROM THE FACP WITH BATTERY BACK UP.

11) PROVIDE DUAL RGS AND DATA JACK OUTLET FOR TV.

12) PROVIDE DUPLEX RECEPTACLE WITH TWO USB CHARGING OUTLETS.

13) MOUNT RECEPTACLE IN CABINET FOR MICROWAVE/HOOD

14) FAN BLOCKING REQUIRED

Order Plans @ [www.LDLine.com](http://www.LDLine.com)



**PUCCIANO & ENGLISH, INC.**  
ARCHITECTS, AIA  
3084 MERCER UNIVERSITY DRIVE, SUITE 110  
ATLANTA, GA 30341  
PH 770-451-0823 FAX 770-451-0892  
denglish@pucciano-english.com



JOB No: 1701  
DRAWN BY:  
CHECK BY:  
JOB PROGRESS:  
ITEM DATE  
PRICING SET 07-14-2017  
PERMIT SET 02-28-2018

REVISIONS:  
DATE NO.

This drawing, as an instrument of service, is and shall remain the property of the Architect and shall not be reproduced, published or used in any way without the permission of the Architect.

*Legacy at Jones Farm Phase 2*  
HUNTSVILLE, ALABAMA  
AN APARTMENT COMMUNITY FOR  
RBJ BAILEY, LLC

UNITS A1, A2, A3,  
& B1  
ELECTRICAL PLANS  
SHEET NO.

E-3