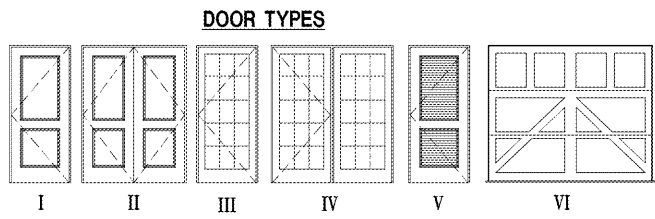


NO.	SIZE	HEIGHT	THICKNESS	MAKE	MATERIAL	FRAME	HARDWARE	FIRE RATING	NOTES	TYPE
1	3'-0"	6'-8"	1 3/4"	2 PANEL	INSUL. FIBER GLASS	WOOD	LOCK SET	20 MIN.	3, 4, 5, 6, 7, 9	I
2	3'-0"	6'-8"	1 3/4"	FRENCH	INSUL. METAL CLAD	WOOD	LOCK SET		1, 2, 4, 5, 6, 7	III
3	3'-0" PAIR	6'-8"	1 3/4"	FRENCH	INSUL. METAL CLAD	WOOD	LOCK SET		1, 2, 4, 5, 6, 7	IV
4	2'-10"	6'-8"	1 3/8"	2 PANEL	HARD BOARD	WOOD	PRIVACY SET		5, 8	I
5	2'-10"	6'-8"	1 3/8"	2 PANEL	HARD BOARD	WOOD	LATCH SET		5, 8	I
6	2'-6"	6'-8"	1 3/8"	LOUVERED	HARD BOARD	WOOD	LATCH SET		5, 8	V
7	2'-0"	6'-8"	1 3/8"	2 PANEL	HARD BOARD	WOOD	LATCH SET		5, 8	I
8	1'-6"	6'-8"	1 3/8"	2 PANEL	HARD BOARD	WOOD	LATCH SET		5, 8	I
9	1'-6" PAIR	6'-8"	1 3/8"	2 PANEL	HARD BOARD	WOOD	LATCH SET		5, 8	II
10	2'-0" PAIR	6'-8"	1 3/8"	2 PANEL	HARD BOARD	WOOD	LATCH SET		5, 8	II
11	2'-6" PAIR	6'-8"	1 3/8"	LOUVERED	HARD BOARD	WOOD	LATCH SET		5, 8	V
12	2'-6"	6'-8"	1 3/8"	2 PANEL	HARD BOARD	WOOD	PRIVACY/LATCH		5, 8	I
13	8'-0"	7'-0"		GARAGE	RES. ROLL UP	WOOD	OPENER			VI

- NOTES:**
- TEMPERED GLASS.
 - INSULATED LOW 'E' GLASS.
 - SPRING HINGES (U.L. APPROVED).
 - DOORS w/ H.C. THRESHOLD (ALL UNITS)
 - HANDICAP APPROVED LEVERED HARDWARE THROUGHOUT H.C. ACCESSIBLE/ADAPTABLE UNITS AND AT ALL ENTRY & PUBLIC DOORS.
 - NO KEY LOCKS ON EGRESS SIDE OF DOOR.
 - INSTALL SINGLE CYLINDER DEADBOLTS WITH KEYS LOCKSET
 - INTERIOR DOORS TO BE UNDERCUT 1" ABOVE CARPET
 - ALL "TYPE I" ENTRY DOORS TO BE FITTED WITH PEEPHOLES (43" AFF AT H/C UNITS).



DOOR TYPES

10 YEAR WARRANTY ON INSUL. GLAZING

**ALL GLAZING (WINDOW AND DOOR) SHALL HAVE A MINIMUM U-FACTOR OF 0.32 AND A MINIMUM SHGC OF 0.30

SHOWER ROD NOTE

ALL BATHROOMS TO HAVE CURVED SHOWER ROD. PROVIDE BLOCKING IN WALLS FOR MOUNTING OF CURVED SHOWER ROD

GENERAL NOTE

ALL UNITS MUST BE CONSTRUCTED PER THE FAIR HOUSING ACT

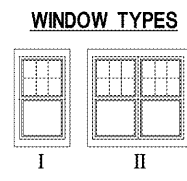
STRUCTURAL NOTE

REFER TO STRUCTURAL PLANS FOR ALL FRAMING PLANS AND SCHEDULES

- GENERAL NOTES:**
- ALL EXTERIOR WALLS, PARTY WALLS AND INTERIOR LOAD BEARING WALLS TO BE ONE-HOUR RATED.
 - ALL UNITS TO BE SPRINKLERED IN ACCORDANCE WITH NFPA 13R. CONTRACTOR TO PROVIDE SHOP DRAWINGS FOR APPROVAL BY ARCHITECT AND FIRE MARSHALL.
 - PROVIDE 1 - 2A10BC FIRE EXTINGUISHER AT EACH UNIT.

TYPE	SIZE	MAKE	TYPE	NOTES
A	3'-6" x 5'-0"	VINYL SINGLE HUNG	I	NOTE 1, 2, 3, 4, 5
B	PAIR 3'-0" x 5'-0"	VINYL SINGLE HUNG	II	NOTE 1, 2, 3, 4, 5

- NOTES:**
- INSULATED LOW 'E' GLASS.
 - TEMPERED GLASS REEF FLOOR PLANS (NOTED W/*) FOR LOCATIONS OF WINDOWS W/TEMPERED GLASS.
 - BOTTOM SASH WHEN IN OPEN POSITION SHALL HAVE A NET OPEN AREA OF 5.7 S.F. IN ACCORDANCE WITH SBCCI 1005.7, 2006 EDITION. (SLEEPING AREA ONLY)
 - WINDOW SILL SHALL BE 36" A.F.F. MIN. (IBC 1015.8) OWNER MAY ELECT TO HAVE WINDOWS INSTALLED AT LOWER SILL HEIGHT (24" A.F.F.) WITH WINDOW OPENING CONTROL DEVICES THAT COMPLY WITH SECTION 1015.8.1
 - ALUMINUM WIRE MESH IS TO BE USED AT ALL WINDOW SCREENS



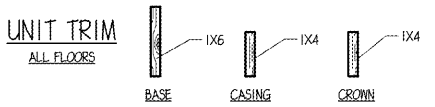
WINDOW TYPES

10 YEAR WARRANTY ON INSUL. GLAZING

**ALL GLAZING (WINDOW AND DOOR) SHALL HAVE A MINIMUM U-FACTOR OF 0.32 AND A MINIMUM SHGC OF 0.30

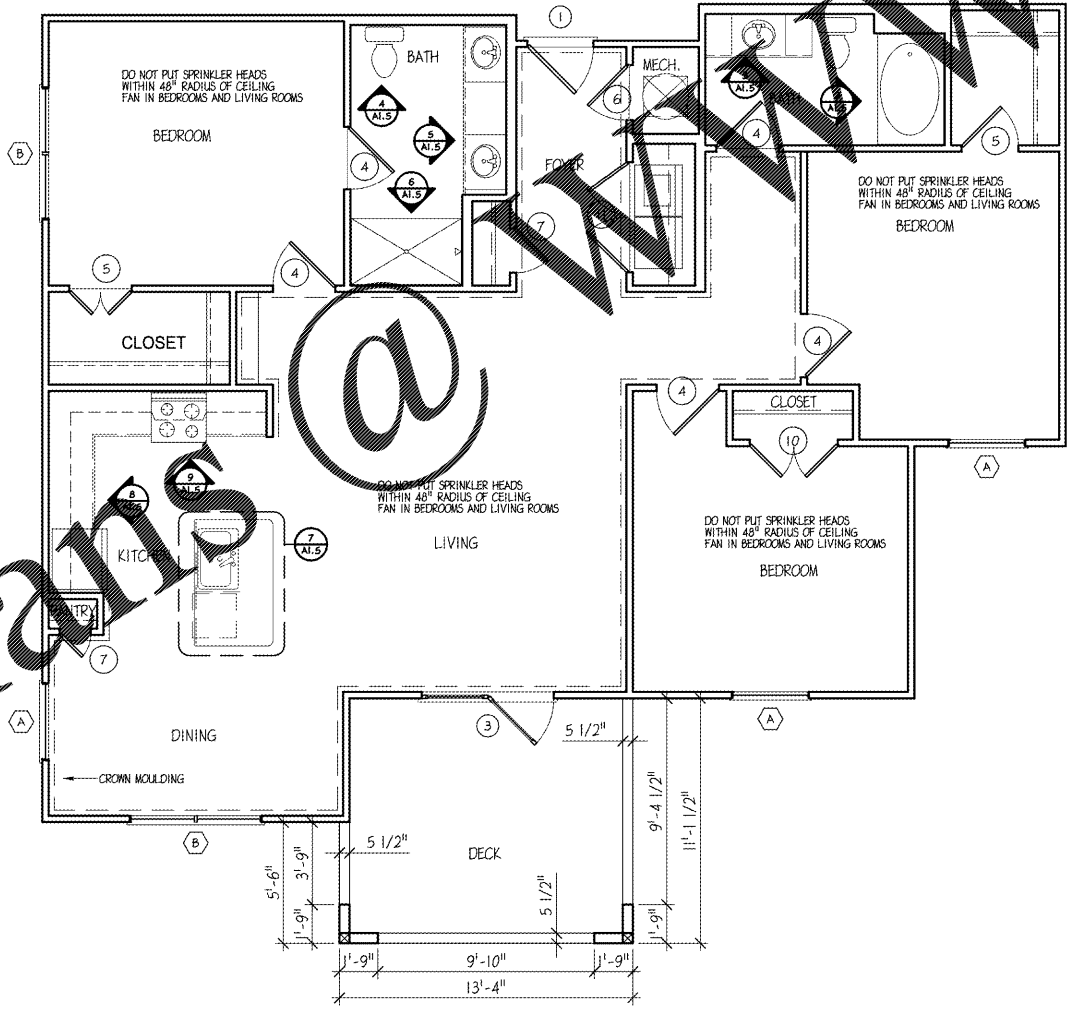
SPACE NAME	FLOOR	BASE	WALLS	CEILING	NOTES
FOYER	VINYL *	WOOD	PAINTED G.B.	PAINTED G.B.	PLANK
COATS	VINYL *	WOOD	PAINTED G.B.	PAINTED G.B.	PLANK
KITCHEN	VINYL *	WOOD	PAINTED G.B.	PAINTED G.B.	PLANK
PANTRY	VINYL *	WOOD	PAINTED G.B.	PAINTED G.B.	PLANK
LAUNDRY	VINYL *	WOOD	PAINTED G.B.	PAINTED G.B.	PLANK
LIVING	VINYL *	WOOD	PAINTED G.B.	PAINTED G.B.	PLANK
DINING	VINYL *	WOOD	PAINTED G.B.	PAINTED G.B.	PLANK
BEDROOM	CARPET	WOOD	PAINTED G.B.	PAINTED G.B.	PLANK
CLOSET	CARPET/VINYL	WOOD	PAINTED G.B.	PAINTED G.B.	PLANK
LINEIN	VINYL *	WOOD	PAINTED G.B.	PAINTED G.B.	PLANK
BATH	VINYL *	WOOD	PAINTED G.B.	PAINTED G.B.	PLANK
MECHANICAL	GYP. CRETE/CONC.	NONE	TAPED G.B.	TAPED G.B.	

* ACOUSTI-MAT TO BE INSTALLED UNDER ALL HARD SURFACES

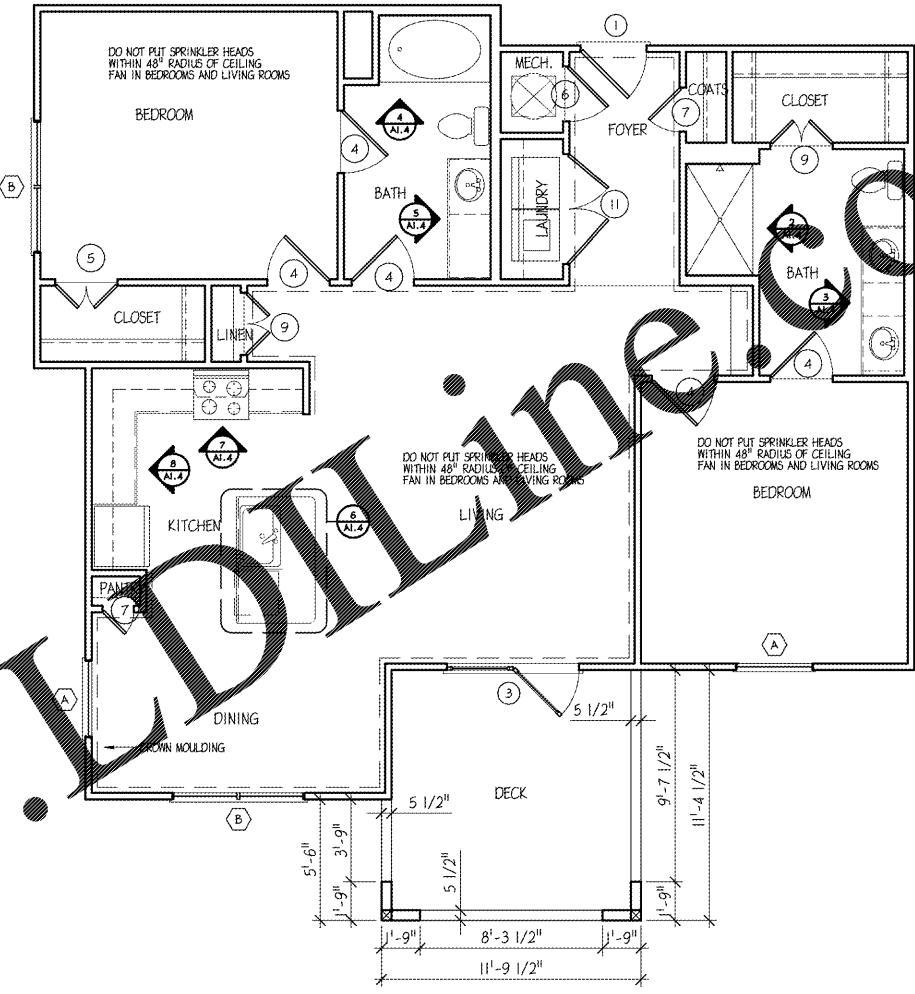


NOTE:

MDF TRIM FOR UNITS AND FINGER JOINT WOOD TRIM FOR CORRIDORS OUTSIDE OF UNITS.



2 UNIT C1 a - FLOOR PLAN
SCALE: 1/4" = 1'-0" SMALLER DECK OPTION - SEE BUILDING PLANS FOR LOCATIONS



1 UNIT B2 a - FLOOR PLAN
SCALE: 1/4" = 1'-0" SMALLER DECK OPTION - SEE BUILDING PLANS FOR LOCATIONS



PUCCIANO & ENGLISH, INC.
ARCHITECTS, AIA
3884 MERCER UNIVERSITY DRIVE, SUITE 110
ATLANTA, GA 30341
PH 770-457-4823; FAX 770-451-0082
denglish@pucciano-english.com



JOB No: 1701
DRAWN BY:
CHECK BY:
JOB PROGRESS:
ITEM DATE
PRICING SET 07-14-2017
PERMIT SET 02-26-2018

REVISIONS:
DATE NO:

This drawing, as an instrument of service, is and shall remain the property of the Architect and shall not be reproduced, published or used in any way without the permission of the Architect.

Legacy at Jones Farm Phase 2
HUNTSVILLE, ALABAMA
AN APARTMENT COMMUNITY FOR
RB BAILEY, LLC

UNIT B2 & C1 FLOOR PLAN
ALTERNATIVE DECK OPT.
SHEET NO.

A1.6

Order Plans @