

INTERIOR FINISH SCHEDULE										
MARK	ROOM	FLOOR	BASE	NORTH	EAST	SOUTH	WEST	CEILING	CEILING HEIGHT	NOTES
100	PARTS AREA (A)	F-1	B-1	W-3	W-3	W-3	W-3	EX'G	EXPOSED	2, 1
101	PARTS AREA (B)	F-2	---	W-3	W-3	W-3	W-3	EX'G	EXPOSED	1
102	OFFICE	F-2	B-1	W-3	W-3	W-3	W-3	C-2	8'-6"	1, 3
103	MEN'S REST ROOM	EX'G	EX'G	EX'G	EX'G	EX'G	EX'G	EX'G	EX'G	1
104	WOMEN'S REST ROOM	EX'G	EX'G	EX'G	EX'G	EX'G	EX'G	EX'G	EX'G	1
105	PARTS AREA (C)	F-2	---	W-3	W-3	W-3	W-3	EX'G	EXPOSED	1
106	ELECTRICAL ROOM	F-2	---	W-3	W-3	W-3	W-3	EX'G	EXPOSED	1

INTERIOR FINISH SCHEDULE NOTES:

- PAINT EXTERIOR OF SIDE OFFICE AND RESTROOM WITH W-4 AND PROVIDE BASE B-1. WHERE MULTIPLE WALL FINISH TYPES INDICATED IN SCHEDULE RELATES TO VARIOUS WALL FINISH TYPES BY ROOM OR SPACE PLAN ORIENTATION ONLY AND IS NOT INTENDED AS WAINSCOT PATTERNING OF FINISHES ON A SINGLE WALL PLANE.
- LOCATION OF WALL BASE IS GRAPHICALLY INDICATED ON DRAWING, REFER TO BASE TYPE ON THIS SHEET.
- PAINT EXTERIOR SIDE OF OFFICE WALL THAT FACES PARTS AREA "A" TO MATCH W-3

INTERIOR FINISH TYPES

GENERAL NOTE:
NOT ALL ROOM LOCATIONS LISTED BELOW MAY BE INCLUDED ON THIS SHEET OR WITHIN THESE CONSTRUCTION DOCUMENTS, REFER INTERIOR FINISH SCHEDULE FOR ALL SCHEDULED ROOMS.
(* REFER TO FINISH LEGEND FOR DETAILS)
(EX'G: EXISTING)

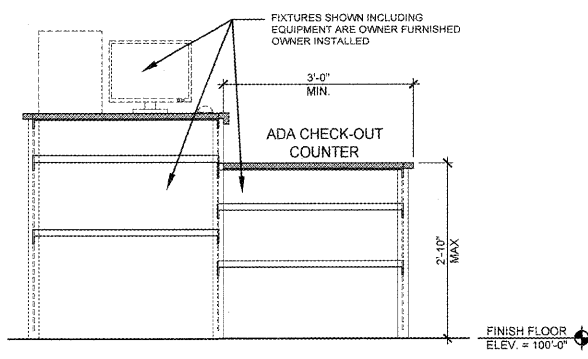
FLOORS:
F-1: TYPE: POLISHED CONCRETE FINISH MFG. (REFER TO ARCHITECTURAL GENERAL SPECIFICATION SECTION 4.1)
COLOR: NATURAL CONCRETE, CLEAR LOCATION: SEE FINISH PLAN ON THIS SHEET FOR LOCATION
F-2: TYPE: LIQUID DENSIFIER TREATED CONCRETE FINISH MFG. (REFER TO ARCHITECTURAL GENERAL SPECIFICATION SECTION 4.1)
COLOR: NATURAL CONCRETE, CLEAR LOCATION: SEE FINISH PLAN ON THIS SHEET FOR LOCATION

BASES:
B-1: TYPE: RESILIENT BASE MFG: EQUAL TO VPI SIZE: 4" X 1/8" THICK COVE TOE. COLOR: JET, #01 NOTE: PROVIDE PIECES OF 2' LENGTHS BASE FOR INSTALLATION AT END OF FIXTURES FOR ENTRANCE OF PARTS AREA (B) LOCATION: SEE FINISH PLAN ON THIS SHEET FOR LOCATION

WALLS:
W-1: NOT USED
W-2: NOT USED
W-3: PAINT (2) COATS "NAVAJO WHITE" BY SHERWIN WILLIAMS SHEEN: FLAT COLOR #: SW 6126
W-4: PAINT (2) COATS "HUNT CLUB" GREEN BY SHERWIN WILLIAMS SHEEN: SEMI GLOSS COLOR #: SW 6468
W-5: NOT USED

CEILINGS:
C-1: NOT USED
C-2: PAINT (2) COATS "NAVAJO WHITE" BY SHERWIN WILLIAMS SHEEN: FLAT COLOR #: SW 6126 NO SUBSTITUTE

NOTES:
1. EXTERIOR OF 102 - OFFICE PAINTED WITH W-4 AND PROVIDE BASE B-1, BUT THE ADJACENT WALL TO THE PARTS AREA "A" PAINT W-3. EXTERIORS OF 103 AND 104 RESTROOMS PAINT WITH W-4 AND PROVIDE BASE B-1.
2. LOCATION OF BASE INDICATED ON DRAWING.



3 ADA CHECK-OUT COUNTER
A1.2 N.T.S.

GENERAL NOTES

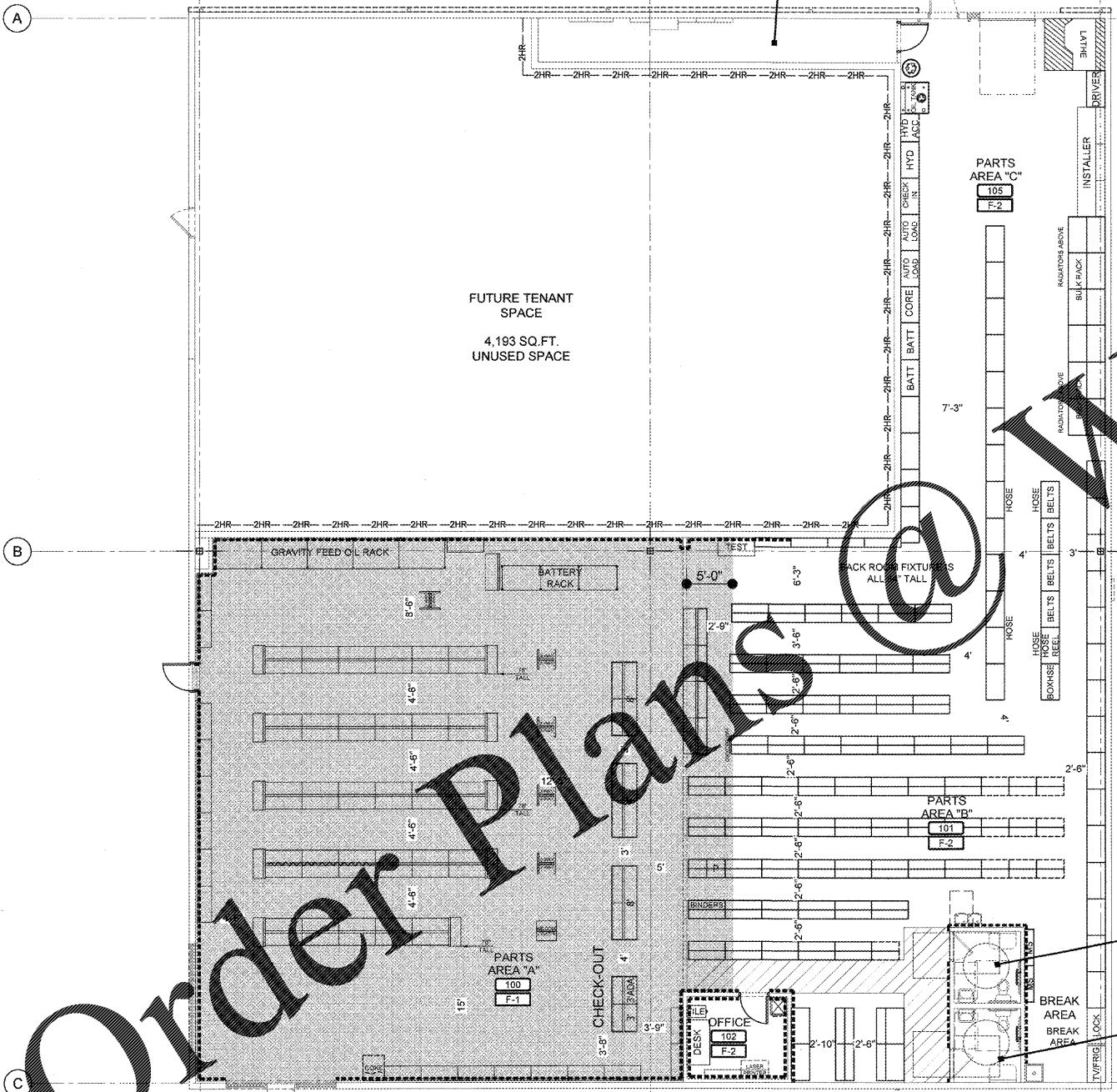
- REFER TO ARCHITECTURAL GENERAL SPECIFICATIONS FOR ADDITIONAL REQUIREMENTS.
- REFER TO REFLECTED CEILING PLAN FOR CEILING HEIGHTS AND ADDITIONAL INFORMATION.
- FIXTURES AND EQUIPMENT SHOWN FOR REFERENCE ONLY AND ARE OWNER FURNISHED AND INSTALLED. REFER TO ELEVATION 3/A1.2 FOR ADA CHECK-OUT COUNTER CRITERIA
- ALL FINISH SUBSTITUTION REQUEST REQUIRE OWNER PRIOR APPROVAL.
- ALL EXPOSED EXISTING OR NEW CONCRETE IN EXTERIOR WALL SURFACES SHALL BE POWER WASHED, CLEAN, SEALED AND PAINTED, REFER TO INTERIOR FINISH SCHEDULE.
- EXTERIOR DOOR/FRAMES, REFER TO EXTERIOR SCHEDULE AND EXTERIOR ELEVATIONS FOR FINISHES.

EGRESS WIDTH CALCULATIONS

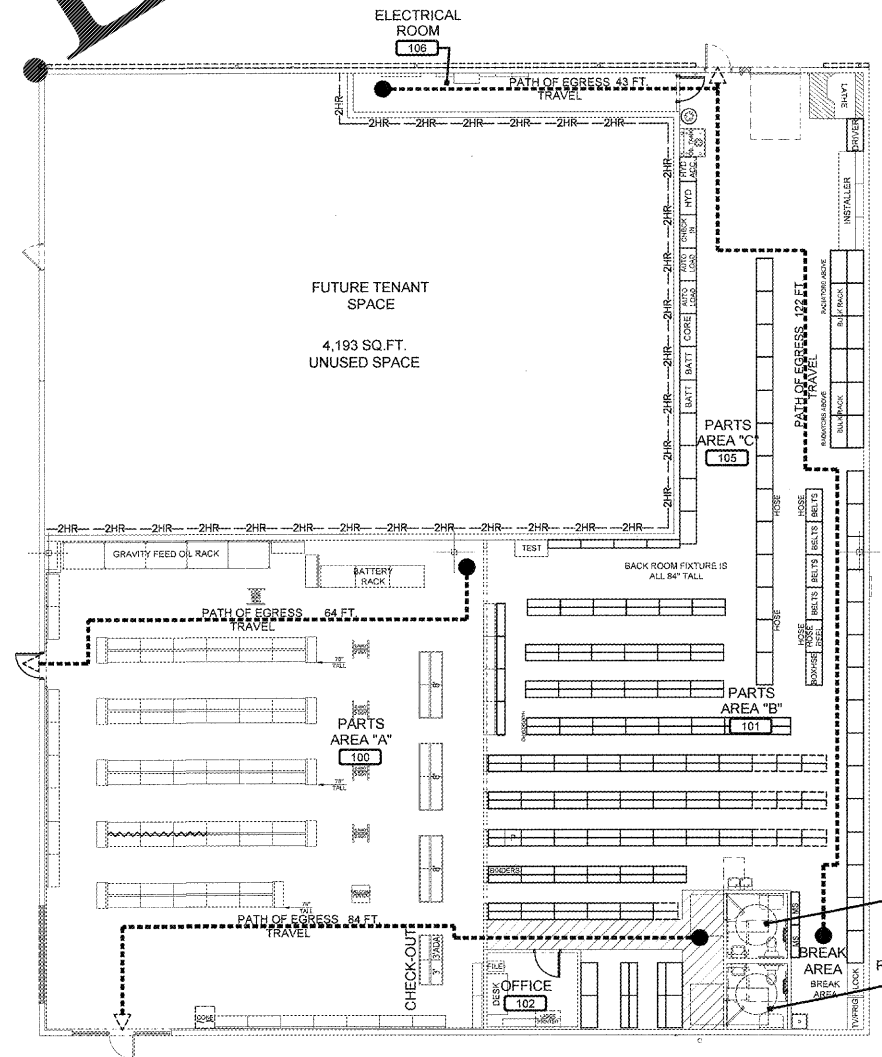
ROOM	OCC.	REQD WIDTH PER OCC.	REQUIRED EGRESS WIDTH
PARTS AREA "A"	110	.20	22.00
PARTS AREA "B"	5	.20	1.00
PARTS AREA "C"	5	.20	1.00
OFFICE/TOILET ROOMS	3	.20	0.60
ELECTRICAL ROOM	3	.20	0.60
FUTURE TENANT SPACE	42	.20	8.40
TOTAL EGRESS WIDTH REQUIRED			34.40
TOTAL EGRESS WIDTH PROVIDED			132.00

SYMBOLS LEGEND

- ROOM NAME REFER TO INTERIOR FINISH SCHEDULE
- INTERIOR FINISH TYPE, REFER TO INTERIOR FINISH TYPES
- POLISHED CONCRETE FINISH REFER TO INTERIOR FINISH TYPE F-1
- RESILIENT BASE, REFER TO INTERIOR FINISH TYPE B-1
- DIMENSION SHOWN ON FINISH PLAN INDICATES LOCATION OF POLISHED CONCRETE FLOOR FINISH



1 FINISH PLAN
A1.2 SCALE: 1/8" = 1'-0"



2 EGRESS PLAN
A1.2 SCALE: 3/32" = 1'-0"

CASCO
PROJECT MANAGERS
20677 Madison Road
St. Louis, MO 63127
Phone: (314) 821-1100
CASCO UNIVERSAL CORPORATION
ARCHITECTURAL, 2229 CODE 1204

O'Reilly AUTO PARTS
CORPORATE OFFICES
233 SOUTH PATTERSON
SPRINGFIELD, MISSOURI 65802
417-882-2674 PHONE

PROJECT:
RE-MODEL O'REILLY AUTO PARTS STORE
523 NORTH MILITARY STREET
LORETTO, TN 38469
INTERIOR FINISH & EGRESS PLAN

Professional of Record
Licenses #102092
Exp. Date: 8/31/16
Professional of Record

DRAWN: VVP
CHECKED: MGC
DATE: 2-15-2018
JOB NO.: 319287 (LTO)
SHEET:

A1.2