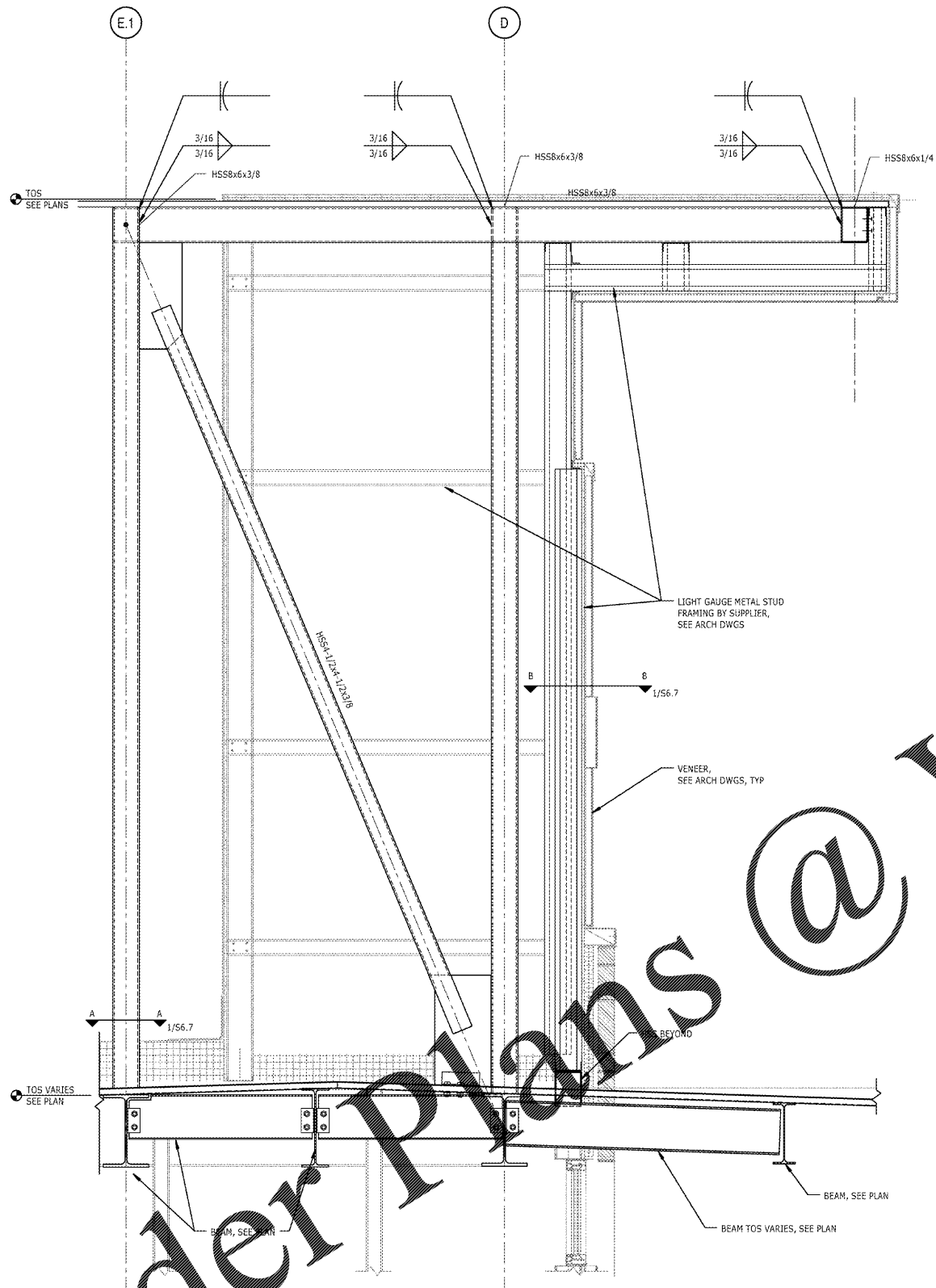
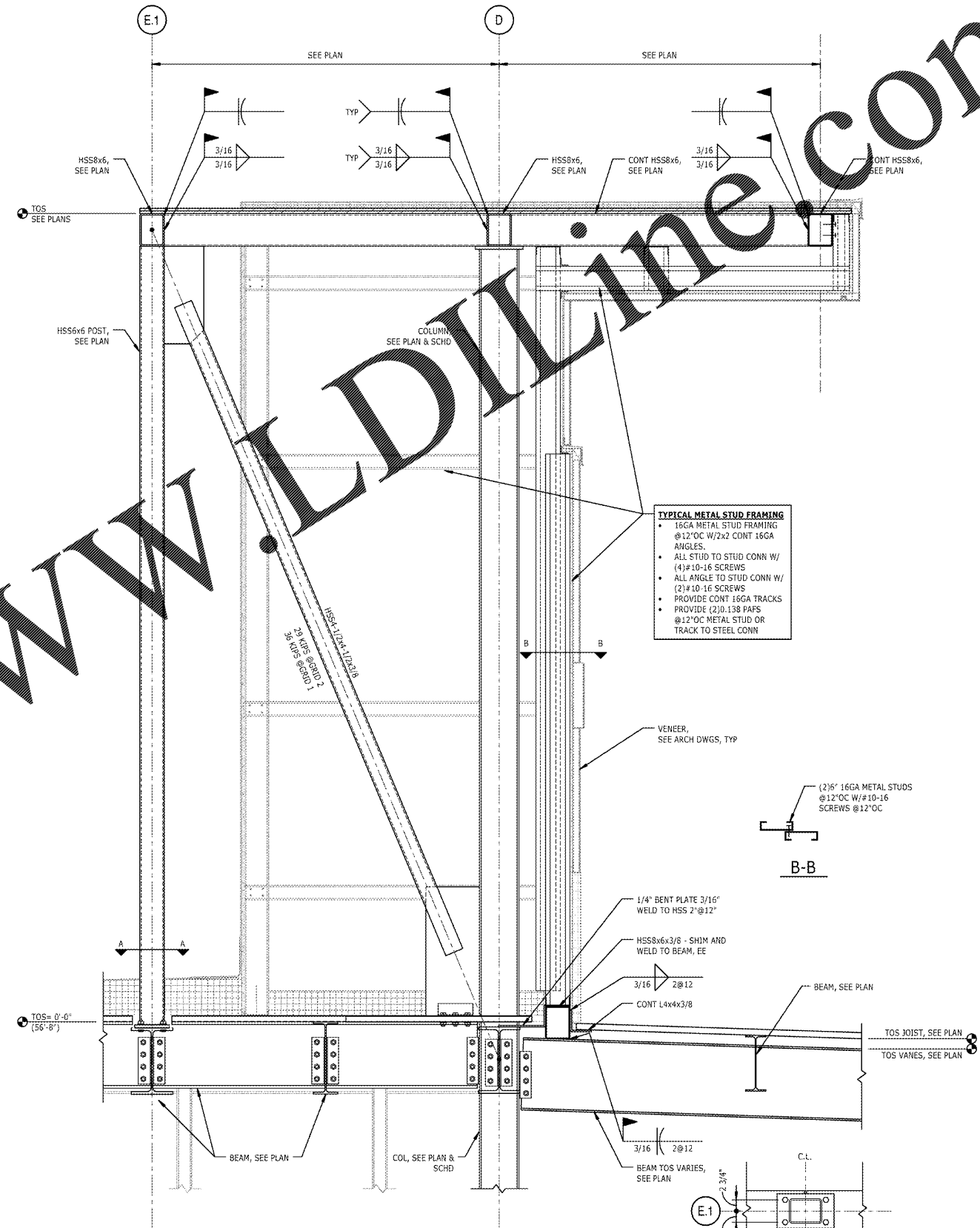


/VOLUMES/F DRIVE/FINLEY DESIGN/PROJECTS/1342 WESTPOINT 2/DRAWINGS/TITLEBLOCKS/1342-X-TB.DWG



**2 SECTION**  
S6.7 3/4" = 1'-0"



**TYPICAL METAL STUD FRAMING**


- 16GA METAL STUD FRAMING @12"OC W/2x2 CONT 16GA ANGLES.
- ALL STUD TO STUD CONN W/ (4)#10-16 SCREWS
- ALL ANGLE TO STUD CONN W/ (2)#10-16 SCREWS
- PROVIDE CONT 16GA TRACKS
- PROVIDE (2)J.138 PAFS @12"OC METAL STUD OR TRACK TO STEEL CONN

**1 SECTION**  
S6.7 3/4" = 1'-0"

Order Plans @ WWW.DIline.com



Finley Design PA  
7806 nc hwy 751  
Suite 110  
Durham, NC 27713  
919-493-8200  
FINLEYDESIGNARCH.COM



Westpoint 2 Durham, NC

REVISIONS	

PROJECT: S16038.00  
DATE: 04/06/2017  
DRAWN BY: DR  
CHECKED BY: DJT

ROOF FRAMING SECTIONS AND DETAILS

S6.7