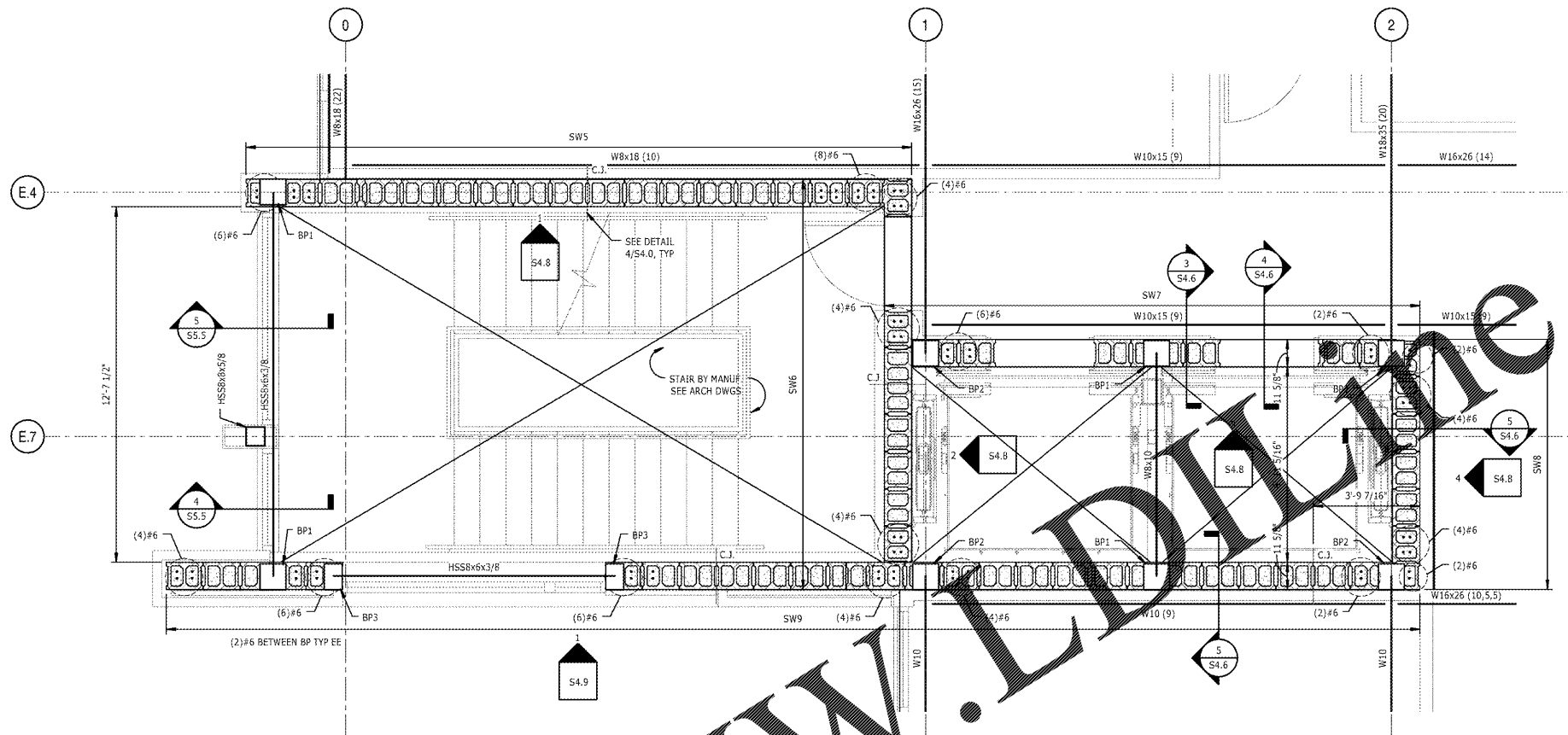
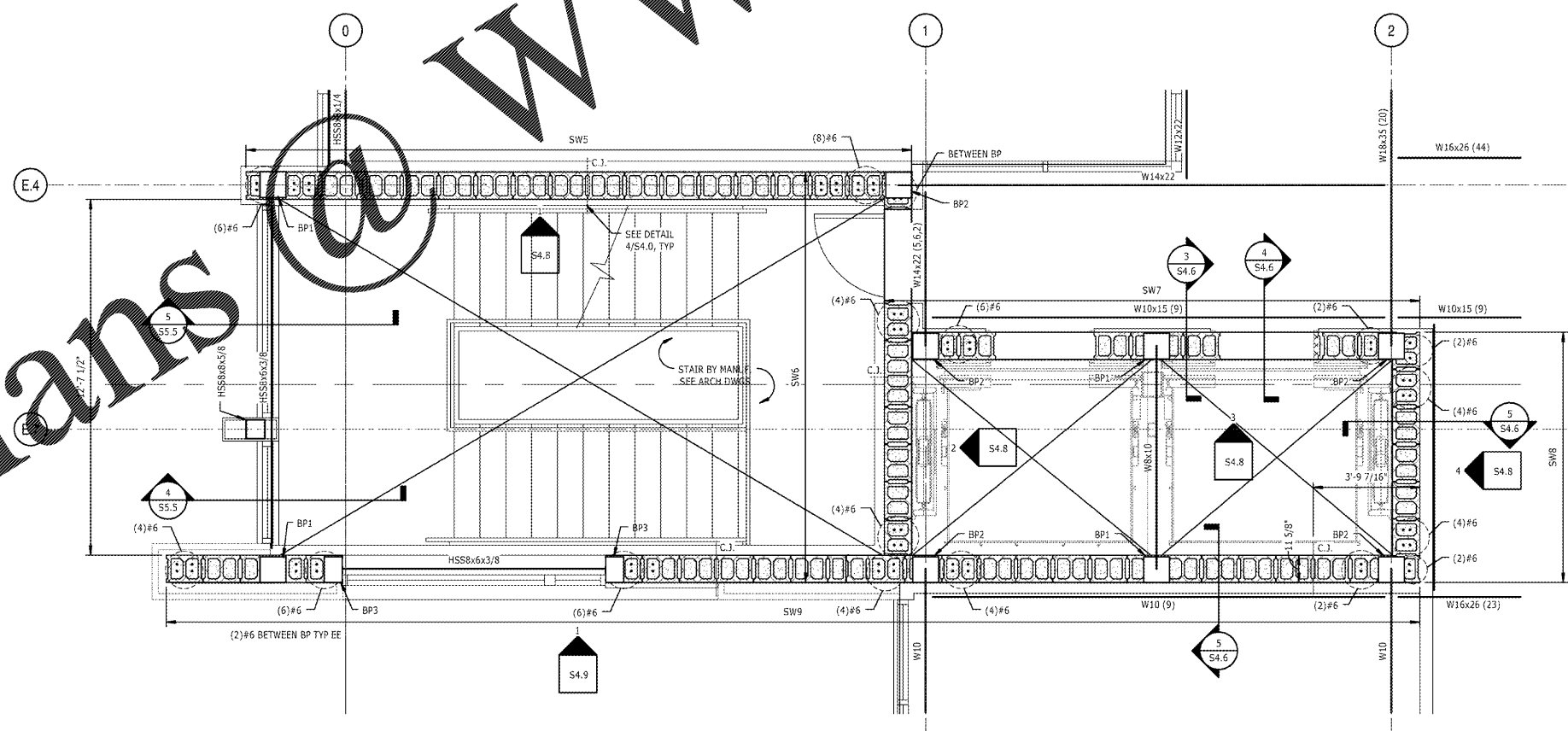


Order Plans




1 PARTIAL STAIR/ELEVATOR THIRD FLOOR FOUNDATION PLAN  
 S4.7 3/8" = 1'-0"

- NOTES:
1. SEE S1.3 FOR PLAN NOTES.
  2. SEE ELEVATIONS, SECTIONS, AND DETAILS FOR TYPICAL VERTICAL AND HORIZONTAL REINFORCING IN CMU WALLS.
  3. SEE S4.0 AND S4.1 FOR TYPICAL CMU SECTIONS AND DETAILS.
  4. \*BP#\* INDICATES BEARING PLATE SEE 7/S4.0.



2 PARTIAL STAIR/ELEVATOR FOURTH FLOOR FOUNDATION PLAN  
 S4.7 3/8" = 1'-0"

- NOTES:
1. SEE S1.4 FOR PLAN NOTES.
  2. SEE ELEVATIONS, SECTIONS, AND DETAILS FOR TYPICAL VERTICAL AND HORIZONTAL REINFORCING IN CMU WALLS.
  3. SEE S4.0 AND S4.1 FOR TYPICAL CMU SECTIONS AND DETAILS.
  4. \*BP#\* INDICATES BEARING PLATE SEE 7/S4.0.



Finley Design PA  
 7806 nc hwy 751  
 Suite 110  
 Durham, NC 27713  
 919-493-8200  
 FINLEYDESIGNARCH.COM



Westpoint 2 Durham, NC

REVISIONS

NO.	DATE	DESCRIPTION

PROJECT: S16038.00  
 DATE: 04/06/2017  
 DRAWN BY: DR  
 CHECKED BY: DJT

CMU SHEAR WALLS

S4.7