


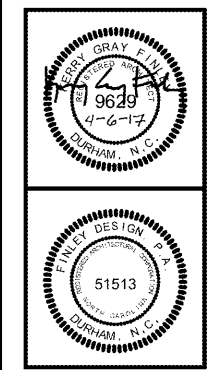
/VOLUMES/F DRIVE-1/FINLEY DESIGN/PROJECTS/1342 WESTPOINT 2/DRAWINGS/1342_PLANS.DWG

INTERIOR MATERIAL SCHEDULE				
TAG	DESCRIPTION	MANUFACTURER	COLOR	SIZE
B1	BRICK - BROWN			
C1	MASONRY VENEER			
CP1	CARPET - TILE			
CP2	CARPET - SOLID			
PC1	POLISHED CONCRETE			
P1	PAINT - GREY ACCENT			
P2	PAINT - WHITE			
T1	WALL TILE - GRAY - LG			
T2	WALL TILE - GRAY - SM			
T3	FLOOR TILE - 12X24			
T4	FLOOR TILE - MOSAIC			
WB1	CARPET WALL BASE			
WB2	TILE WALL BASE			
WB3	TILE WALL BASE			
WB4	VINYL WALL BASE			
WP1	WALL PAPER			

SYMBOL LEGEND	
	WALL TYPE KEY
	MATERIAL KEY
	WINDOW KEY
	DOOR TYPE KEY
	WALL SECTION KEY
	EXTERNAL ELEVATION KEY
	PLAN DETAIL KEY
	COMPACT PARKING SPOT
	INTERIOR ELEVATION KEY



FINLEY DESIGN PA
7806 NC HWY 751
SUITE 110
DURHAM, NC 27713
919-493-8200
FINLEYDESIGNARCH.COM



WESTPOINT 2
DURHAM, NC

REVISIONS

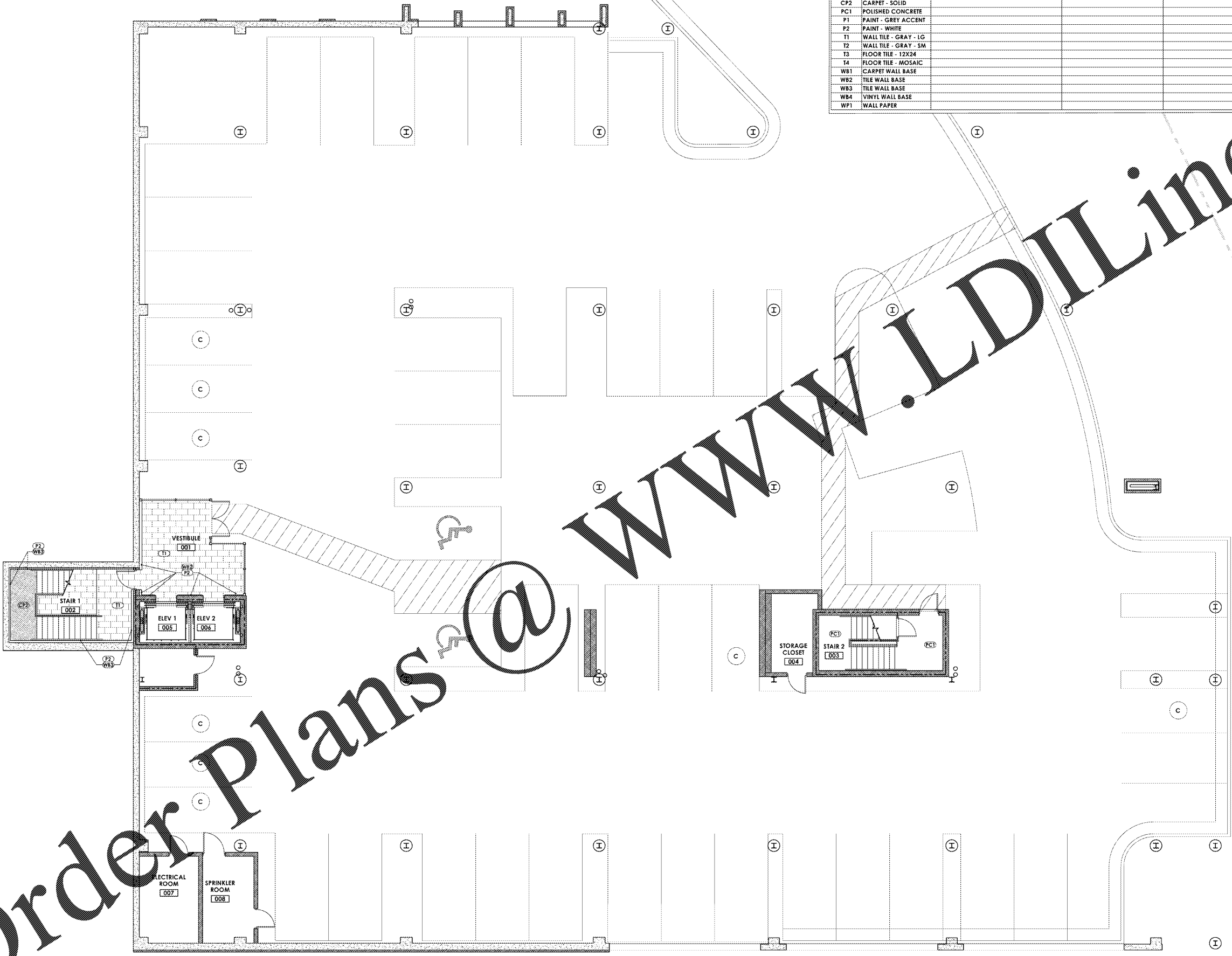
NO.	DATE	DESCRIPTION

PROJECT: 1342
DATE: 04/06/17
DRAWN BY: JHS
CHECKED BY: JDL

BASEMENT
FINISH
PLAN

A1.10

Order Plans @ www.LDILine.com



1 FLOOR FINISH PLAN
Scale: 1/8" = 1'-0"