


RECEIVED
AUG 21 2017
1738 E. SUNSHINE CT. SUITE 417
SPRINGFIELD, MO

JON E. ECKHARDT, P.E.
License No. 041117
3000 E. Independence Road, Suite 100
Springfield, MO 65802
Phone: 417.862.0020
Fax: 417.861.0003



CRAIG A. SCHNEIDER, AIA
ARCHITECT
1738 East Sunshine, Suite 417
Springfield, Missouri 65804
417.862.0555
417.862.3285
E-mail: architect@estrefstretschneider.com

GENERAL ELECTRICAL NOTES

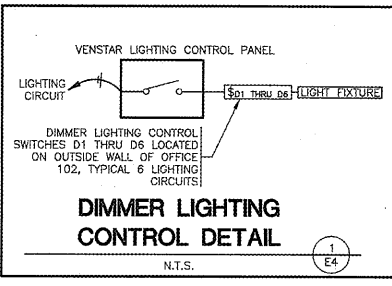
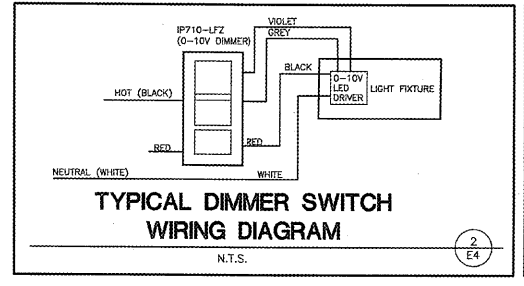
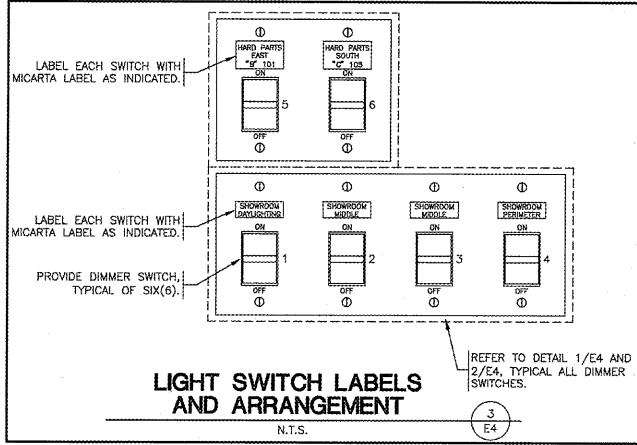
- DRAWINGS ARE DIAGRAMMATIC & ARE NOT TO BE SCALED. SEE THE ARCHITECTURAL PLANS & FIELD VERIFY CONDITIONS FOR DIMENSIONS.
- ALL ELECTRICAL WORK SHALL COMPLY WITH THE EDITION OF NFPA 70-NATIONAL ELECTRIC CODE (NEC) AS NOTED ON THE COVER SHEET.
- ALL WIRING SHALL BE IN CONDUIT, EXCEPT THAT MC-CABLE MAY BE SUBSTITUTED ONLY AS FOLLOWS:
 - MC-CABLE (MAXIMUM CABLE LENGTH OF 10'-0") MAY BE INSTALLED ONLY FOR BRANCH CIRCUIT WIRING TO LIGHT FIXTURES.
 - MC-CABLE (MAXIMUM CABLE LENGTHS SHOWN ON DETAIL 1/E2) SHALL BE INSTALLED INSIDE OF THE FRONT CHECKOUT COUNTERS.
- FEEDER CONDUIT SHALL BE IMC OR RGS ABOVE GRADE & PVC BELOW GRADE WITH IMC OR RGS ELLS & RISERS. INTERIOR BRANCH CIRCUIT CONDUIT SHALL BE ELECTRICAL METALLIC TUBING. EXTERIOR BRANCH CIRCUIT CONDUIT SHALL BE PVC BELOW GRADE WITH IMC OR RIGID GALVANIZED STEEL CONDUIT CONTINUING ABOVE GRADE. (SPEC 26 05 33)
- COORDINATE ALL WORK WITH OTHER TRADES TO AVOID CONFLICTS. COORDINATION DOES NOT MEAN "I WAS HERE FIRST."
- ALL WIRING IN FINISHED SPACES SHALL BE CONCEALED, UNLESS NOTED OTHERWISE.
- THE CONTRACTOR SHALL BE RESPONSIBLE FOR INSTALLING A COMPLETE & FUNCTIONAL SYSTEM IN ACCORDANCE WITH THE INTENT OF THE PLANS, WHETHER OR NOT EVERY ELEMENT THEREOF IS SPECIFICALLY CALLED OUT.
- COORDINATE ALL EQUIPMENT ROUGH-IN CONNECTION REQUIREMENTS.
- ALL OUTLET BOXES SHALL BE METALLIC. (SPEC 26 05 34)
- ALL CAULKING ON BUILDING PENETRATIONS SHALL BE ELASTOMERIC POLYURETHANE (NO EXCEPTIONS), EQUAL TO "VULKEM" 116. ANY CONTRACTOR WHO USES SILICONE OR ANY OTHER CAULKING WILL BE REQUIRED TO REMOVE & REPLACE WITH ELASTOMERIC POLYURETHANE.
- RECEPTACLES INSTALLED IN RESTROOMS SHALL BE GFCI TYPE OR SHALL BE PROTECTED BY GFI DEVICES.
- ALL DEVICES SHALL BE IVORY & SHALL BE EQUAL TO THE FOLLOWING:
 - SINGLE POLE SWITCHES ---
 - THREE-WAY SWITCHES ---
 - DUPLX RECEPTACLE --- (SPEC 26 27 26)
 - GFCI DUPLX RECEPTACLE ---
 - ISO. GRD. RECEPTACLES ---
- USE DEVICE PLATES MANUFACTURED BY THE DEVICE MANUFACTURER. (SPEC 26 27 26)
- FEEDER & BRANCH CIRCUIT CONDUCTORS SHALL BE COPPER, STRANDED, 60/3 THHN/THWN INSULATION. EXCEPTION: WIRE SIZES #10 AWG & SMALLER SHALL BE SOLID. (SPEC 26 05 19)
- CONTRACTOR SHALL PROVIDE A TYPED CANNOTION SHEET FOR ALL PANELS. (SPEC 26 05 53)
- CONTRACTOR SHALL PROVIDE A ONE YEAR WARRANTY FOR ALL WORK PERFORMED.
- CONTRACTOR SHALL PROVIDE NEW WIRING LAMP AND ALL FIXTURES AT JOB COMPLETION.
- CONTRACTOR SHALL COORDINATE WITH ALL UTILITIES TO OBTAIN ALL FEES FOR THE SERVING "ELECTRIC UTILITY CO." TO PROVIDE ELECTRIC SERVICE AS SHOWN. CONTRACTOR SHALL ALSO INCLUDE ALL FEES FOR THE "SERVING PHONE COMPANY" TO INSTALL AND LEASE FROM 10 PAIR CABLE TO BUILDING.
- CONTRACTOR SHALL ARRANGE FOR & INCLUDE ALL PERMITS & FEES FOR HIS SCOPE OF WORK.
- CONTRACTOR SHALL PROVIDE ALL WIRING BY HVAC CONTRACTOR. ALL CONNECTIONS BY HVAC CONTRACTOR. SEE SHEET M1.
- APPROVED MANUFACTURERS:

<ul style="list-style-type: none"> SWITCHES (DISCONNECTS) "SQUARE D" "G.E." "TIMEMEN" "CUTLER HAMMER" 	<ul style="list-style-type: none"> DEVICES: "HUBBELL" "LEVITON" "PASS & SEYMOUR" 	<ul style="list-style-type: none"> FLOOR BOXES: "STEEL CITY" "APPLETON" "HUBBELL"
--	--	---
- WIRE BRANCH CIRCUITS WITH A "SHARED NEUTRAL" ARE NOT ALLOWED FOR SINGLE PHASE CIRCUITS.

ELECTRICAL SYMBOL LEGEND & ABBREVIATIONS

- \$ SINGLE POLE SWITCH
 - \$2 TWO POLE SWITCH
 - \$3 THREE-WAY SWITCH
 - \$MP MOTOR STARTING SWITCH WITH PILOT LIGHT
 - \$x CLASS 1, DIVISION 1 HAZARDOUS LOCATION RATED SWITCH ASSEMBLY
 - \$pw WALL MOUNTED OCCUPANCY SENSOR EQUAL TO "LEVITON, ODS10-ID"
 - \$p2 WALL MOUNTED OCCUPANCY SENSOR EQUAL TO "LEVITON, OSSMD-MD"
 - \$sa FAN SPEED SWITCH (SUPPLIED BY HVAC CONTRACTOR / INSTALLED BY ELECTRICAL CONTRACTOR)
 - \$0-10V LEAD DIMMER SWITCH, EQUAL TO "LEVITON, IP710-LFZ". SEE DETAIL 3/E4.
 - Ⓛ SINGLE RECEPTACLE
 - Ⓛ2 DUPLX RECEPTACLE
 - Ⓛ3 ISOLATED GROUND DUPLX RECEPTACLE (ORANGE IN COLOR) (1 E3)
 - Ⓛ4 QUADPLX RECEPTACLE (TWO DUPLX RECEPTACLES IN ONE 2-GANG BOX UNDER A SINGLE COVERPLATE)
 - Ⓛ5 EXISTING UNPOWERED DUPLX RECEPTACLE
 - Ⓛ6 ISOLATED GROUND QUADPLX RECEPTACLE (TWO ISO. GRD. DUPLX RECEPTACLES IN ONE 2-GANG BOX UNDER A SINGLE RED IN COLOR COVERPLATE)
 - Ⓛ7 ABOVE COUNTER GFCI (GROUND FAULT CIRCUIT INTERRUPTING) DUPLX RECEPTACLE
 - Ⓛ8 WEATHER PROOF GFCI (GROUND FAULT CIRCUIT INTERRUPTING) DUPLX RECEPTACLE COVER TO PROVIDE WEATHER PROOF PROTECTION WITH CORD AND PLUG IN USE.
 - ▽ TELEPHONE OUTLET BOX.
 - ▽2 TELEPHONE OUTLET FLOOR BOX. SEE DETAIL 4/E2.
 - ▽3 COMPUTER DATA OUTLET FLOOR BOX. SEE DETAIL 4/E2.
 - Ⓛ9 JUNCTION BOX
 - Ⓛ10 REMOTE PHOTO CONTROL
 - ▽4 COMPUTER DATA OUTLET BOX.
 - Ⓛ11 4" SQUARE STEEL BOX MOUNTED FLUSH ON FLOOR W/QUADPLX RECEPTACLE (SEE ABOVE RECEPTACLE DESCRIPTION). SEE DETAIL 4/E2 FOR INSTALLATION OF BOX.
 - Ⓛ12 4" SQUARE STEEL BOX MOUNTED FLUSH ON FLOOR W/QUADPLX ISOLATED GROUND RECEPTACLE (SEE ABOVE ISOLATED GROUND RECEPTACLE DESCRIPTION). SEE DETAIL 4/E2 FOR INSTALLATION OF BOX.
 - Ⓛ13 4" SQUARE STEEL BOX MOUNTED FLUSH ON FLOOR W/QUADPLX ISOLATED GROUND RECEPTACLE (SEE ABOVE ISOLATED GROUND RECEPTACLE DESCRIPTION). SEE DETAIL 4/E2 FOR INSTALLATION OF BOX. OUTLET COVER SHALL BE RED IN COLOR.
 - Ⓛ14 2" x 4" RECTANGULAR STEEL BOX MOUNTED FLUSH ON FLOOR W/DUPLX RECEPTACLE (SEE ABOVE RECEPTACLE DESCRIPTION). SEE DETAIL 4/E2 FOR INSTALLATION OF BOX.
 - Ⓛ15 NEMA L5-30R - SPECIAL RECEPTACLE
 - Ⓛ16 MOTOR
 - Ⓛ17 FUSED DISCONNECT (SAFETY) SWITCH W/ SWITCH AMPACITY / FUSE AMPACITY AS INDICATED.
 - Ⓛ18 NON-FUSED DISCONNECT (SAFETY) SWITCH
 - Ⓛ19 POWER OR LIGHTING PANEL W/PANEL DESIGNATION SHOWN ON PLAN (SIZES & MOUNTING INDICATED ON PLANS)
 - Ⓛ20 WALL/CEILING MOUNTED COMBINATION "EXIT/EMERGENCY" SIGN W/SHADING INDICATING FACES.
 - Ⓛ21 EMERGENCY LIGHTING FIXTURE WITH BATTERY
 - NL 24 HOUR LIGHT, WIRE AHEAD OF ANY LOCAL SWITCHES.
- FEEDING PANEL AND CIRCUIT NUMBER(S)
NOTE: EQUIPMENT GROUND CONDUCTOR NOT SHOWN
PLP-11,13 CIRCUIT CONDUCTORS
GROUNDED CIRCUIT CONDUCTOR (OR NEUTRAL)

Ⓛ22 MOTION DETECTOR - BY VENSTAR (NOT USED WHERE DIMMING OF INTERIOR LIGHTING IS REQUIRED)



AC	LOCATED ABOVE COUNTER	RTU	PACKAGED ROOFTOP UNIT	LPO	UN-POWERED OUTLET
AFF	ABOVE FINISHED FLOOR	IMC	INTERMEDIATE METALLIC TUBING	TS	TIME SWITCH
BCU	BLOWER COIL UNIT	LC	LIGHTING CONTRACTOR	W	WALL OUTLET (46" AFF SEE MOUNTING HEIGHTS)
CDU	CONDENSING UNIT	M	MOTOR STARTING	WP	WEATHERPROOF (ENCLOSURE)
EF	EXHAUST FAN	R	RED IN COLOR COVERPLATE	X	EXPLOSION PROOF ASSEMBLY
EFU	ELECTRIC FURNACE	MP	MOTOR STARTING W/PILOT LIGHT	NCI	GRID/FAULT CIRCUIT INTERRUPT
FURN	GAS FURNACE	NL	NIGHT LIGHT	GFCI	ELECTRICAL METALLIC TUBING
AHU	AIR HANDLER	PEC	PHOTOELECTRIC CONTROL	EMT	ELECTRICAL METALLIC TUBING
HP	HEAT PUMP UNIT	RGS	RIGID GALVANIZED STEEL	CM	CEILING MOUNTED

Order Plans @ WWW.LDDIMMING.COM

PROJECT: NEW O'REILLY AUTO PARTS STORE
SLIDING HILL PLACE
(ASHLAND, VA #2 - ASHLAND MAGISTERIAL DISTRICT)
ELECTRICAL DETAILS

O'Reilly AUTO PARTS
CORPORATE OFFICES
233 SOUTH PATTERSON
SPRINGFIELD, MISSOURI 65802
(417) 862-2674 TELEPHONE

COMM # 3993
DATE: 2-24-17
REVISION
DATE: 8-16-17