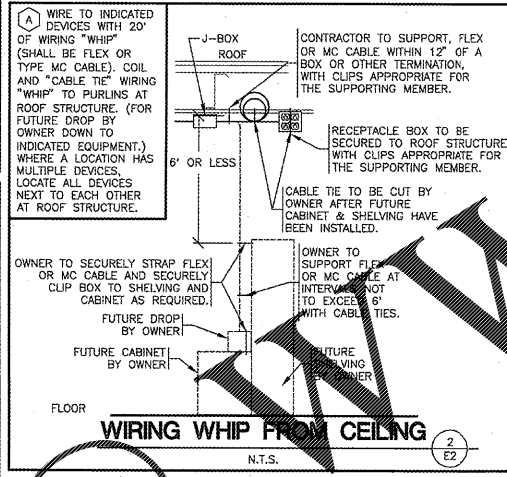
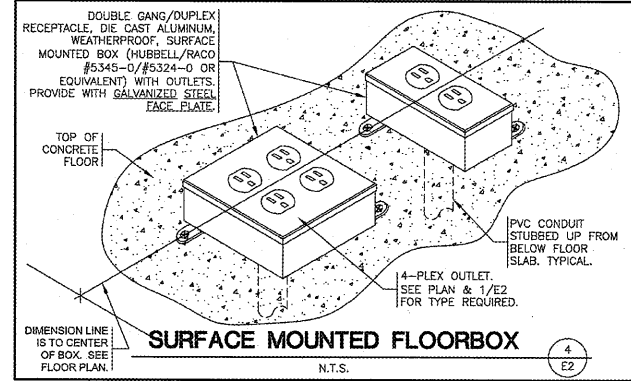
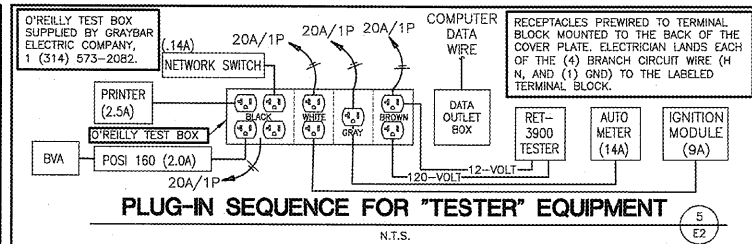
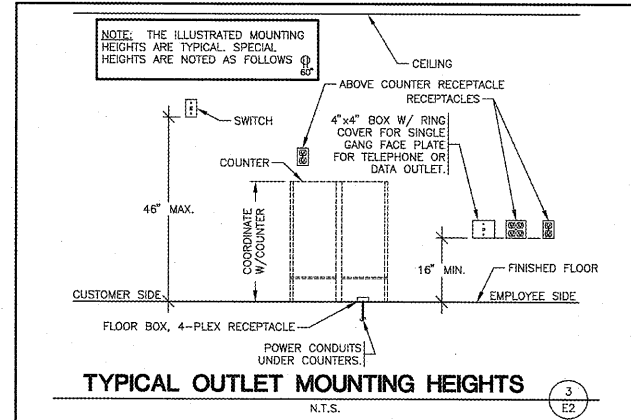


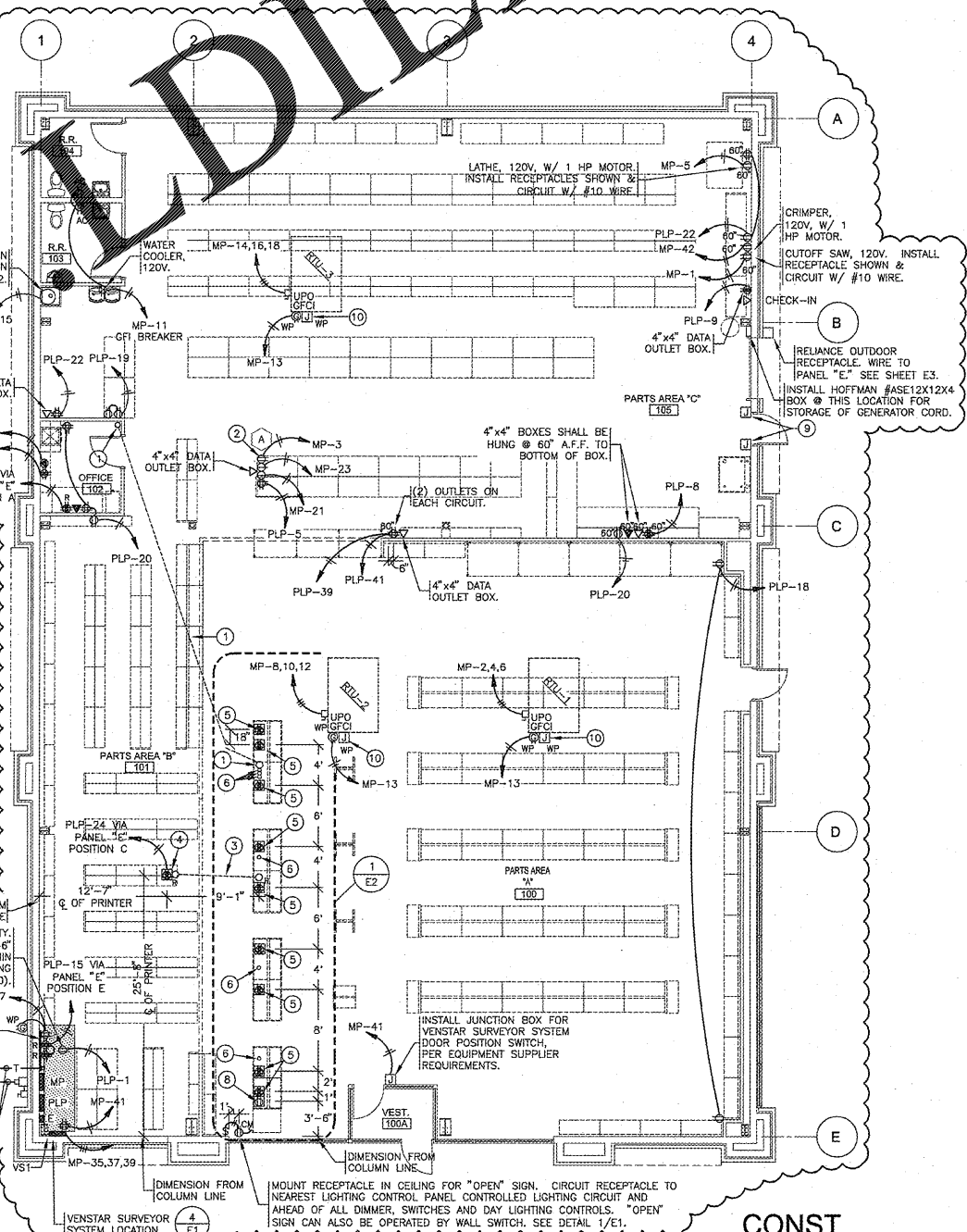
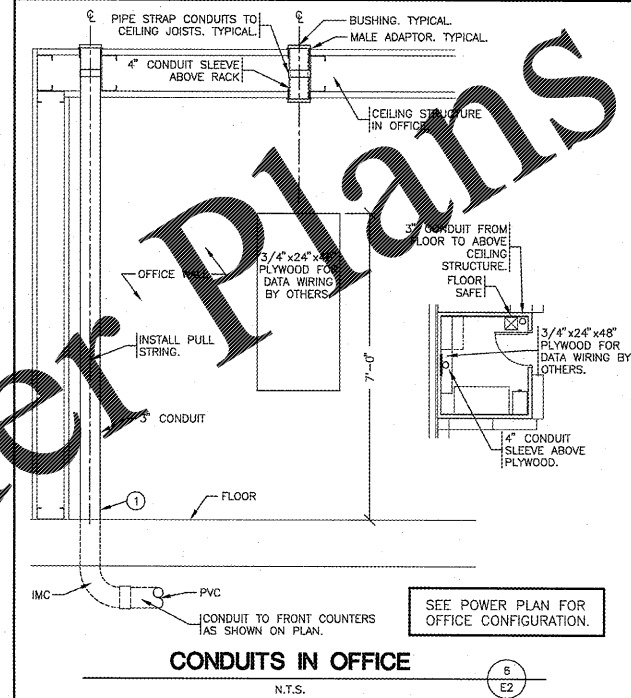
TELEPHONE & COMPUTER DATA SYSTEMS:

- ELECTRICAL CONTRACTOR SHALL PROVIDE AND INSTALL ALL TELEPHONE AND DATA CONDUITS.
- ELECTRICAL CONTRACTOR SHALL VACUUM OUT ALL CONDUITS TO REMOVE WATER.
- ELECTRICAL CONTRACTOR SHALL PROVIDE PULL-STRING IN EACH CONDUIT.
- OWNER SHALL PROVIDE AND INSTALL ALL TELEPHONE AND DATA WIRING.



- KEYNOTES:**
- 3/4" CONDUIT UNDERSLAB FROM COUNTER TO OFFICE FOR PHONE & DATA WIRING BY OWNER. STUB 3" CONDUIT TO A MINIMUM OF 9 FEET ABOVE FINISH FLOOR IN OFFICE. STUB 3" CONDUIT TO A MINIMUM OF 2-INCHES ABOVE FINISH FLOOR UNDER COUNTER. SEE DETAIL 1/E2 & 6/E2. INSTALL PULL STRING.
 - TEST OUTLET BOX. 120V. INSTALL (2) DUPLEX OUTLETS EACH ON THEIR OWN CIRCUIT, (1) SINGLE OUTLET ON ONE CIRCUIT, (1) QUADPLEX OUTLET ON ONE CIRCUIT & A COMPUTER DATA OUTLET BOX. SEE DETAIL 5/E2.
 - 4" CONDUIT UNDERSLAB FROM UNDER COUNTER TO PRINTER LOCATION. STUB 4" CONDUIT TO A MINIMUM OF 2-INCHES ABOVE FINISH FLOOR UNDER COUNTER AND PRINTER LOCATION. FOR OWNER TO INSTALL PRINTER CABLE.
 - FLOOR 4-PLEX ISOLATED GROUND RECEPTACLE FOR PRINTER. SEE DETAIL 4/E2.
 - FLOOR 4-PLEX ISOLATED GROUND RECEPTACLE. SEE DETAIL 4/E2.
 - STUB UP 2" CONDUITS (FOR PHONE/DATA) TO A MINIMUM OF 2-INCHES ABOVE FINISH FLOOR. NO BOXES REQUIRED. TYPICAL OF ALL COUNTERS. SEE DETAIL 1/E2.
 - 3/4" PVC CONDUIT UNDERSLAB. RUN ONE PVC CONDUIT FROM EACH FLOOR RECEPTACLE TO PANEL LOCATION.
 - FLOOR DUPLEX RECEPTACLE (FOR COKE MACHINE) SEE DETAIL 4/E2 SIMILAR.
 - INSTALL JUNCTION BOXES FOR ENERGY MANAGEMENT SYSTEM DOOR POSITION SWITCHES AND WIRE TO CONTROLLING HVAC IN AREA OF BACK DOOR, PER EQUIPMENT SUPPLIER REQUIREMENTS. SEE SHEET V51.
 - CONTRACTOR TO INSTALL J-BOX, CONDUIT, AND PULL STRING FOR FIRE ALARM. MOUNT J-BOX BELOW OPTIONAL CONVENIENCE OUTLET LOCATION. REFERENCE SHEET M2.

MARKING OF ELECTRICAL WORKING SPACE
IN FRONT OF ALL METER PANELS, SUB PANELS, TRANSFORMERS, AND DISCONNECTS. PROVIDE A WORKING SPACE IN FRONT, ON THE FLOOR. RECTANGLE. PAINT WITH CONTRASTING COLOR. 4-INCH BRUSH STROKES WITH DIAGONAL LINES INSIDE, WITH 6-INCH LETTERS, "NO STORAGE" BLOCKED IN, AND/OR LARGE STICKER SAYING THE SAME THING. 4'-0" DEPTH TYPICAL AT ALL LOCATIONS.



CRAIG A. SCHNEIDER, AIA
ARCHITECT
1736 East Sunshine, Suite 417
Springfield, Missouri 65804
e-mail: architect@ctertyschneider.com

PROJECT:
NEW O'REILLY AUTO PARTS STORE
SLIDING HILL PLACE
ASHLAND, VA #2 - ASHLAND MAGISTERIAL DISTRICT
POWER PLAN

O'Reilly AUTO PARTS
CORPORATE OFFICES
233 SOUTH PATTERSON
SPRINGFIELD, MISSOURI 65802
(417) 865-2674 TELEPHONE

COMM #	3993
DATE:	2-24-17
REVISION DATE:	8-16-17
	11-3-17