

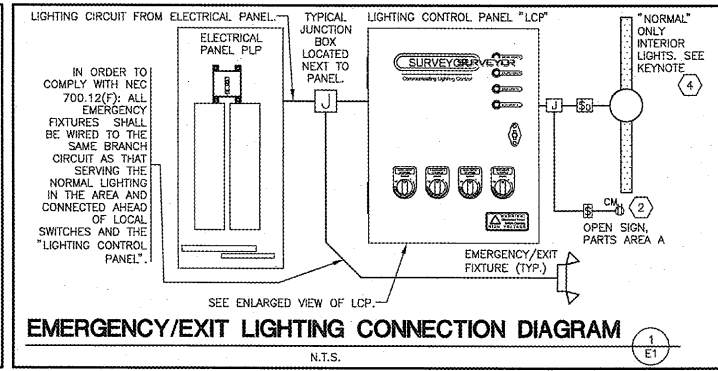
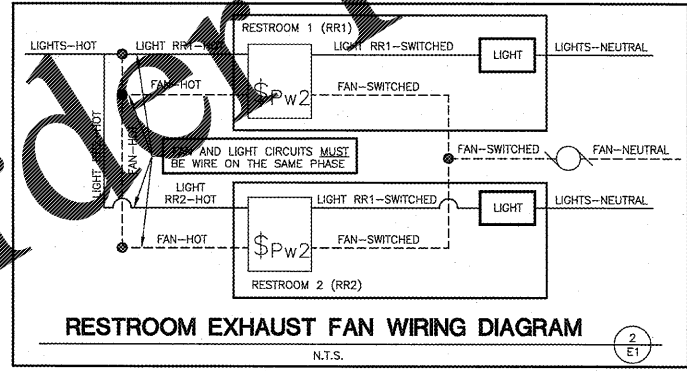
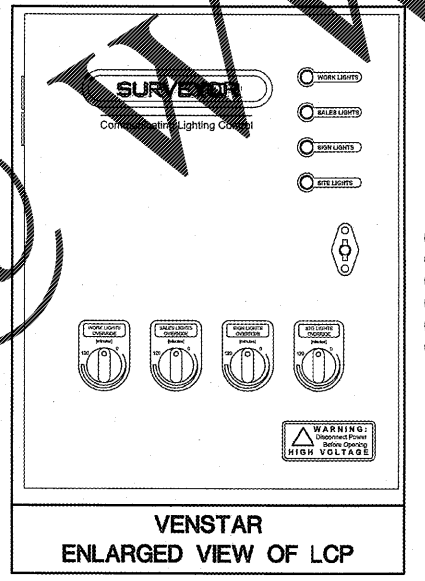
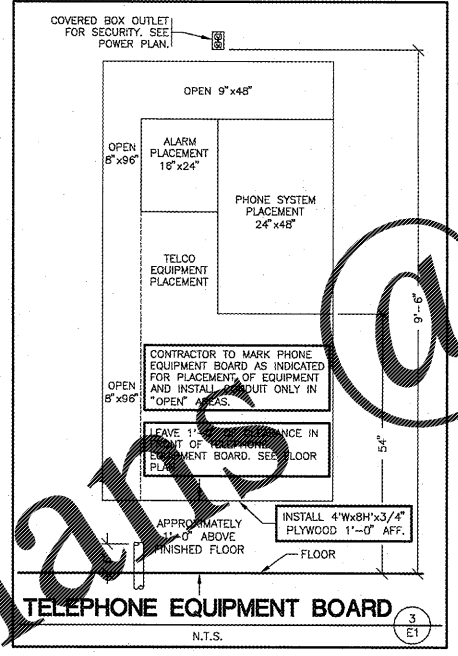
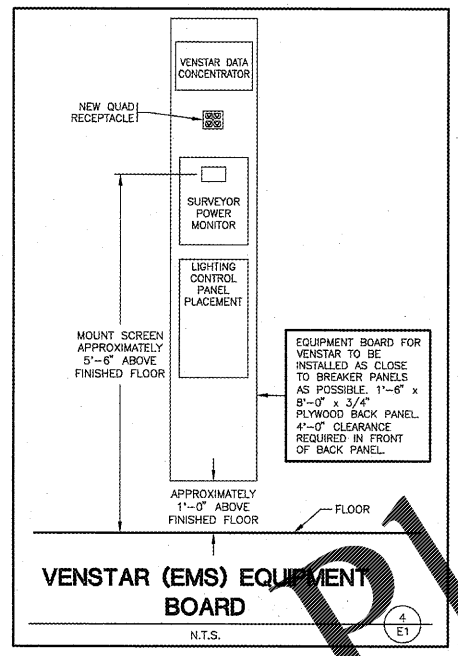
RECEIVED
NOV 03 2017
7:00 PM
SPRINGFIELD, MO

LIGHT FIXTURE SCHEDULE																
ALL ITEMS LISTED ON THE "LIGHT FIXTURE SCHEDULE" WILL BE SUPPLIED BY THE OWNER (O'REILLY). ITEMS SHALL BE DIRECT ORDERED AND/OR RELEASED FROM THE LISTED ELECTRICAL EQUIPMENT DISTRIBUTOR.				GRAYBAR ELECTRIC CO. INC. 11885 LACKLAND ROAD ST. LOUIS, MO 63146				GRAYBAR O'REILLY TEAM EMAIL: oreilly@graybar.com TOLL FREE: (314) 573-2080								
MARK	MFR.	CATALOG NUMBER	SUPPLY VOLTAGE	FINISH	MOUNTING				LAMPS				WATTAGE	DESCRIPTION OF ACCESSORIES	NOTES	
					LAY-IN	RECESSED	SURFACE WALL	CEILING	FLUORESCENT	LED	OTHER	LAMP QUANTITY				(General Electric) LAMP CATALOG NUMBER/TYPE
LED DIMMABLE LIGHTS																
A	LSI	SOL 8 LED 78 40 UE OR NO SUBSTITUTIONS	120	WHITE			X			X			67	GRID HANGER (2 PER FIXTURE)	GRID HANGER (555913) (CEILING GRID ONLY), 0-10 VOLT DIMMING DRIVER STANDARD	
B	LSI	SOL 4 LED 39 40 UE OR NO SUBSTITUTIONS	120	WHITE			X			X			34	GRID HANGER (2 PER FIXTURE)	GRID HANGER (555913) (CEILING GRID ONLY), 0-10 VOLT DIMMING DRIVER STANDARD	
C	LSI	SOL 8 LED 78 40 UE OR NO SUBSTITUTIONS	120	WHITE				X		X			67	3" CHAIN HANGING KIT (1 PER FIXTURE)	CHAIN HANGER @ 12" A.F.F. + 3" CHAIN HANGING KIT (CHS 3FT), 0-10 VOLT DIMMING DRIVER STANDARD	
D	LSI	SOL 4 LED 39 40 UE OR NO SUBSTITUTIONS	120	WHITE				X		X			34	3" CHAIN HANGING KIT (1 PER FIXTURE)	CHAIN HANGER @ 12" A.F.F. + 3" CHAIN HANGING KIT (CHS 3FT), 0-10 VOLT DIMMING DRIVER STANDARD	
COMBINATION EXIT/EMERGENCY LIGHTS, EMERGENCY LIGHTS & EXTERIOR EMERGENCY REMOTE HEADS																
XR	COOPER	APCH7R (RED LETTERS)	120	WHITE			X	X		X		2	LED EXIT + (2) 3.6V	2.34	UNIVERSAL (WALL/CLG.) SINGLE PR DOUBLE FACE	BACKUP BATTERIES SHALL MAINTAIN 100% ILLUMINATION FOR A MINIMUM OF 90 MINUTES TO COMPLY WITH ARTICLE 700.12(A) OF THE N.E.C.
EM	COOPER	APEL	120	WHITE			X	X		X		2	3.6V	0.33	UNIVERSAL (WALL/CLG.)	BACKUP BATTERIES SHALL MAINTAIN 100% ILLUMINATION FOR A MINIMUM OF 90 MINUTES TO COMPLY WITH ARTICLE 700.12(A) OF THE N.E.C.
RH2	COOPER	APWR2	3.6V DC	WHITE			X			X		2	LED REMOTE HEAD	0		POWERED BY EMERGENCY "XR" FIXTURE.
LED EXTERIOR LIGHTS																
PC	INTERMATIC	PHOTOCELL - #K4251	120	DARK BRONZE			X									MOUNT ABOVE WALL PACK LOCATED NEAR FREIGHT DOOR.
L	LSI	LAD6 41 LED 40 75 UE TR6R SFHAZ	120	CLEAR	X					X		1				RECESSED CAN.
WP1	SEE "SP1" SHEET FOR EXTERIOR LIGHTING WALLPACK FIXTURE SCHEDULE															
PX	SEE "SP1" SHEET FOR EXTERIOR LIGHTING POLE LIGHT FIXTURE SCHEDULE															

FIXTURE QUANTITY TO BE VERIFIED WITH LIGHTING PLAN QUANTITY

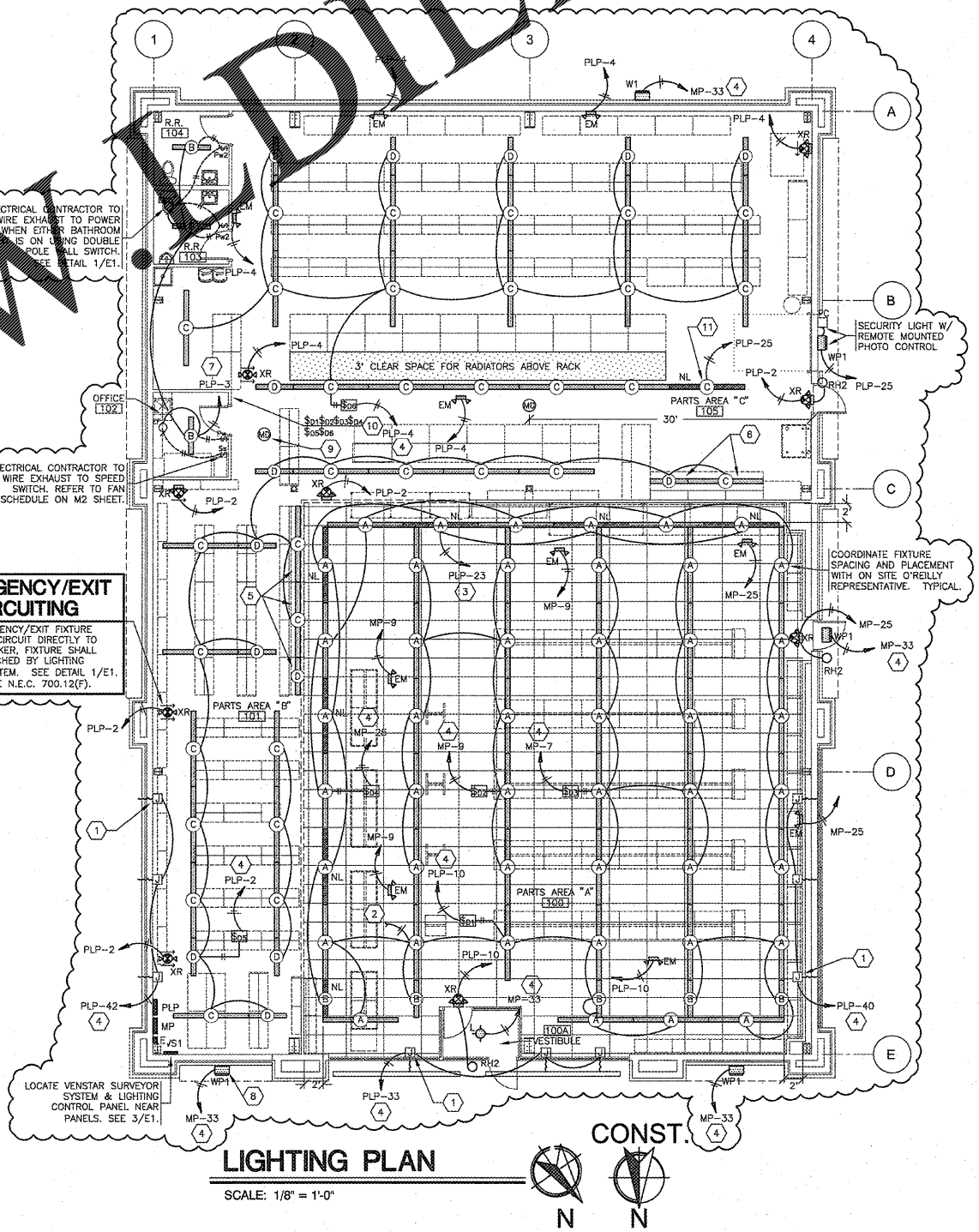
EMERGENCY/EXIT LIGHTING
PLACE EXIT SIGNS HIGH ENOUGH TO BE SEEN ABOVE ALL MERCHANDISE WITH THE FOLLOWING LIMITATION: THE MAXIMUM HEIGHT FOR AN EXIT LIGHT ASSOCIATED WITH A SPECIFIC OPENING (I.E. MOUNTED OVER A DOOR OR OPENING) SHALL BE NO GREATER THAN THE CODE ALLOWED 6'-8" ABOVE THE TOP EDGE OF THE DOOR OR OPENING.

INTERIOR LIGHTING ZONES
ALL INTERIOR LIGHTING WITHIN PARTS AREA "A" SHALL BE CONSIDERED "SALES" ZONE (ON ONLY WHEN STORE IS OPEN FOR BUSINESS).
ALL INTERIOR LIGHTING WITH PARTS AREA "B", PARTS AREA "C", RESTROOMS, OFFICE, AND BREAK AREA SHALL BE CONSIDERED "WORK" ZONES (ON WHENEVER THERE IS MOTION OR THE STORE IS OPEN).



AUTOMATIC LIGHTING CONTROL
COMPLIANCE WITH ENERGY CODE IS ACHIEVED BY:
1. ONCE THE EMS HAS BEEN PROGRAMMED, THE INTERIOR AND EXTERIOR LIGHTS WILL TURN ON AND OFF USING THE FOLLOWING LOGIC: SEE SHEETS V51, V52 AND V53
INTERIOR WORK LIGHTS WILL TURN ON WITH FIRST MOTION IN THE STORE AND WILL TURN OFF 15 MINUTES AFTER LAST MOTION ONCE THE STORE IS CLOSED.
INTERIOR SALES LIGHTS WILL TURN ON AT STORE OPENING AND TURN OFF 15 MINUTES AFTER STORE CLOSING.
EXTERIOR SIGN LIGHTS WILL TURN ON WHEN IT'S DARK ENOUGH OUTSIDE ANYTIME DURING STORE HOURS, AND WILL TURN OFF AT STORE CLOSING.
EXTERIOR SITE LIGHTS WILL TURN ON WHEN IT IS DARK ENOUGH OUTSIDE AND IT IS WITHIN STORE HOURS OR THERE IS MOTION IN THE STORE. THEY WILL TURN OFF 30 MINUTES AFTER LAST MOTION ONCE THE STORE IS CLOSED.
FOR NEW CONSTRUCTION LOCATIONS ONLY, THERE IS A TEMPORARY PROGRAM TO KEEP SIGN AND SITE LIGHTS ON UNTIL MIDNIGHT RATHER THAN THE TIMES INDICATED ABOVE. O'REILLY WILL DISABLE THIS PROGRAM ONE YEAR AFTER STORE OPENING.
2. RESTROOMS AND OFFICES: ALL LIGHTING IN THESE AREAS ARE CONTROLLED BY OCCUPANT-SENSING DEVICES.

LIGHTING - KEYNOTES
1. MOUNT J-BOX INSIDE BUILDING & FLEX CONDUIT THRU WALL FOR POWER SUPPLY TO ILLUMINATED SIGN. EXACT LOCATIONS OF PENETRATIONS SHALL BE COORDINATED WITH SIGN COMPANY. PENETRATIONS SHALL BE BEHIND SIGNAGE. WATERPROOF W/ ELASTOMERIC POLYURETHANE (NO EXCEPTIONS) EQUAL TO "VULKEM" 118. TYPICAL
2. TO "OPEN" SIGN, SEE SHEET E2.
3. VIA PANEL "E" POSITION D.
4. VIA VENSTAR SURVEYOR / LIGHTING CONTROL PANEL. SEE SHEET V51 & VENSTAR SCOPE OF WORK (S.O.W.)
5. MOUNT 8'-0" A.F.F. TO BACK OF HEADER WALL. THESE FIXTURES ONLY.
6. SUSPEND 8'-0" A.F.F. THIS FIXTURE ONLY.
7. ROUTE THE OFFICE AND RESTROOM'S LIGHTING CIRCUIT THRU THE LOCAL OCCUPANCY SENSORS AND DIRECTLY TO THE CIRCUIT BREAKER. THESE FIXTURES SHALL NOT BE SWITCHED BY THE LIGHTING CONTROL PANEL.
8. REFER TO ARCHITECTURAL ELEVATION SHEETS SHOWING DIMENSIONED LOCATION OF ALL WALLPACS.
9. APPROXIMATE LOCATION OF MOTION DETECTOR PER V51 SHEET, TY.
10. DIMMER SWITCHES THROUGHOUT LOCATED ON WALL OF OFFICE AREA. REFER TO 1/E4, 2/E4, AND 3/E4.
11. LIGHT FIXTURE TO BE AS CLOSE AS POSSIBLE BUT NOT OVER OVERHEAD DOOR WHEN OPEN.



Order Plans @

RECEIVED
NOV 03 2017
7:00 PM
SPRINGFIELD, MO

CRAG A. SCHNEIDER, AIA
ARCHITECT
417.862.8558
1736 East Sunshine, Suite 417
Springfield, Missouri 65804
e-mail: architect@electricschneider.com

O'Reilly AUTO PARTS
CORPORATE OFFICES
233 SOUTH PATTERSON
SPRINGFIELD, MISSOURI 65802
(417) 862-2674 TELEPHONE

PROJECT: NEW O'REILLY AUTO PARTS STORE
SLIDING HILL PLACE
ASHLAND, VA #2 - ASHLAND MAGISTERIAL DISTRICT
LIGHTING PLAN

COMM # 3993
DATE: 2-24-17
REVISION DATE: 8-16-17
11-3-17

E1 of 4