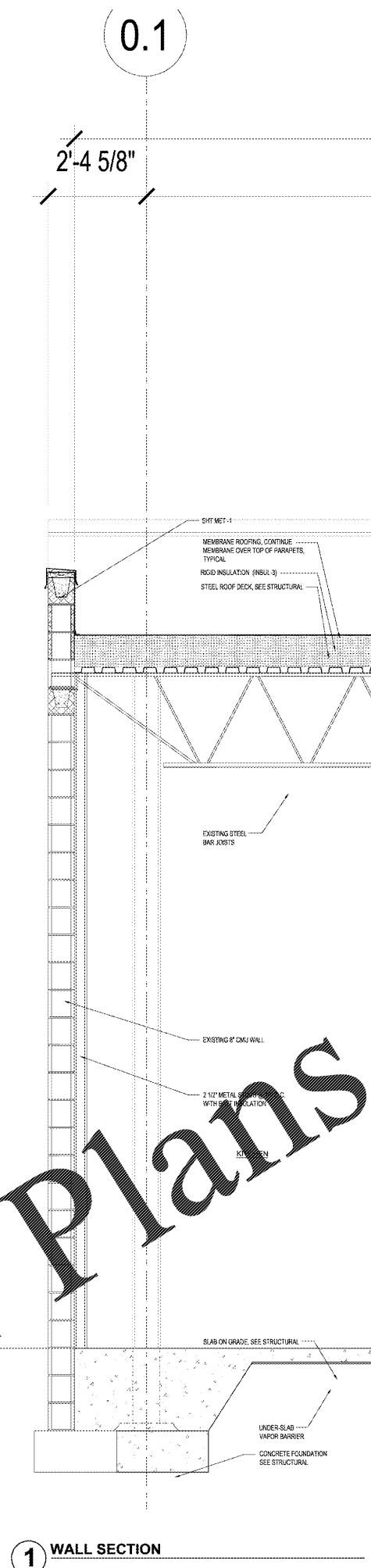
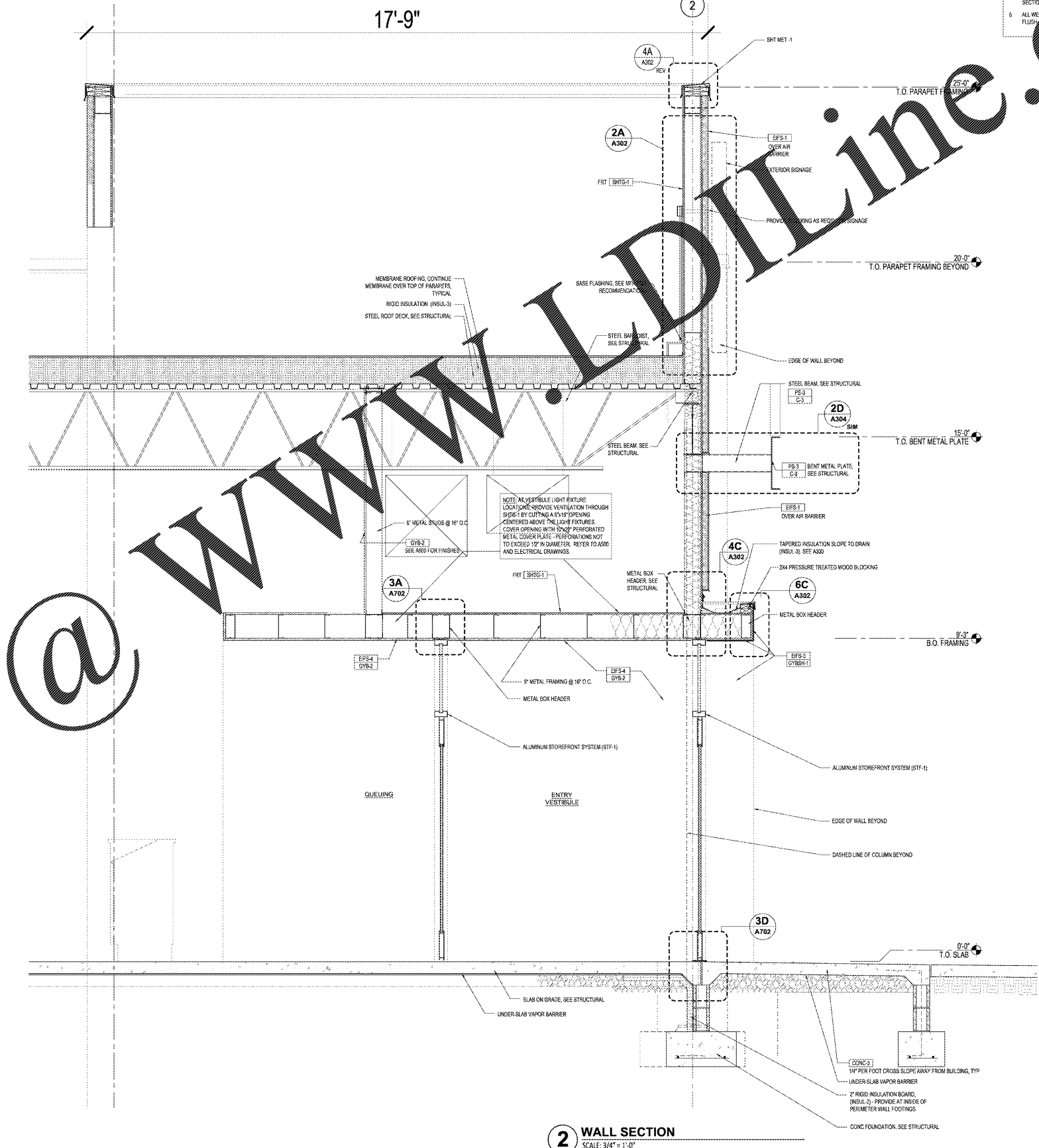


Order Plans




1 WALL SECTION



2 WALL SECTION SCALE: 3/4" = 1'-0"

- GENERAL NOTES:
1. REFER TO EXTERIOR ELEVATIONS ON SHEET A100 AND A101 FOR EXTERIOR COLORS AND FINISHES.
 2. REFER TO DOOR AND WINDOW SCHEDULE ON SHEET A800 FOR ADDITIONAL INFORMATION ON GLAZING, FINISH, AND DETAILS FOR OPENINGS.
 3. REFER TO STRUCTURAL DRAWINGS FOR ALL STRUCTURAL FRAMING MEMBER SIZES AND SPACING.
 4. PROVIDE ADEQUATE BLOCKING, BACKING, OR OTHER REINFORCING NECESSARY FOR WALL AND CEILING MOUNTED ITEMS COORDINATE WITH VENDORS.
 5. IN NORTHERN CLIMATE, CONTAINMENT VAPOR BARRIER TO BE INSTALLED ON INSIDE FACE OF FRAMING. REFER TO SECTION 07 2010.
 6. ALL WELLS AND SLOTTING AND FLUSH.



PRANGER GROUP INC.
PROJECT MANAGER
343 AIRPORT NORTH OFFICE PARK
FORT WAYNE, IN 46825
PHONE: 260.471.4901
FAX: 260.484.6068

PROJECT NUMBER
5748

BUFFALO WILD WINGS
BIRMINGHAM
1416 4th AVENUE SOUTH,
BIRMINGHAM, AL 35233



DRAWING ISSUE

NO	DATE	DESCRIPTION
1	1-26-18	
2		
3		
4		
5		
6		
7		

Drawing Title
WALL SECTIONS & DETAILS

A603