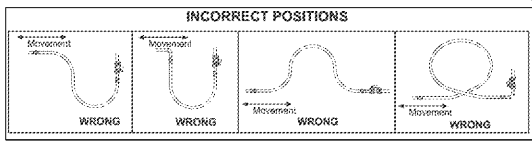
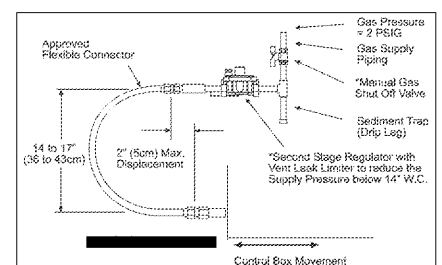


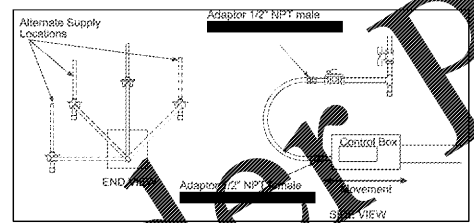
4 AIR AT LUBE RACK  
SCALE: 1/4" = 1'-0"



NOTE: CARE SHALL BE TAKEN WHEN INSTALLING FLEXIBLE CONNECTION SUCH THAT THE FLEX CONNECTOR IS NOT IN ANY OF THE CONFIGURATIONS AS NOTED IN THESE DIAGRAMS.



NOTE: CONTRACTOR SHALL INSTALL FLEX CONNECTORS TO RADIANT UNIT HEATER TO ALLOW FOR MOVEMENT AS DETAILED ABOVE AS MINIMUM. COORDINATE WITH MANUFACTURER OF PROVIDED RADIANT UNIT HEATERS AND PROVIDE ANY ADDITIONAL REQUIREMENTS.

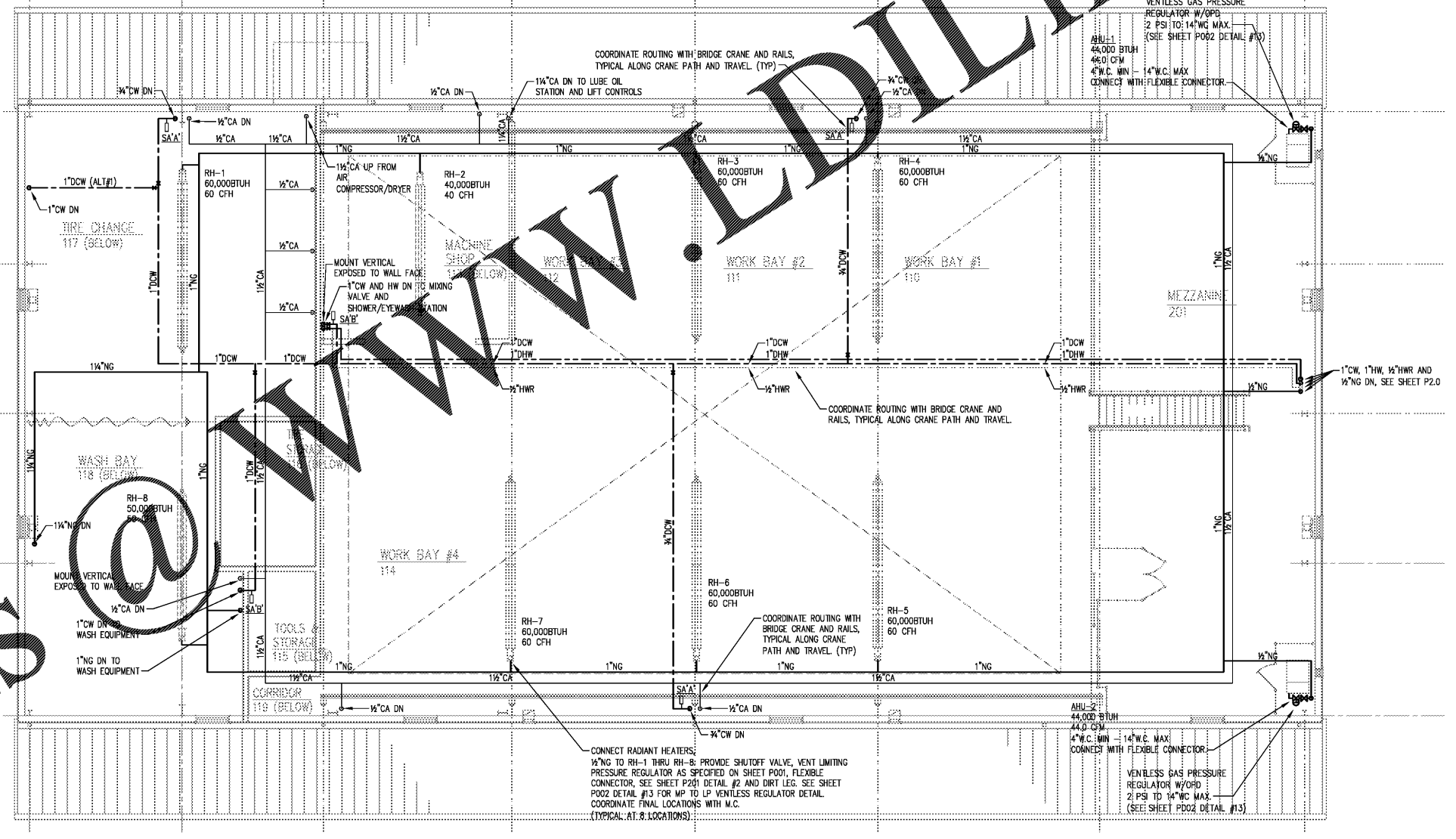
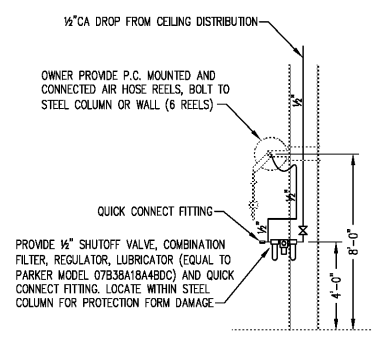


ACCEPTABLE SUPPLY LOCATIONS TO PROVIDE APPROPRIATE FLEX CONNECTOR LOOP.

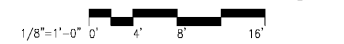
GAS CONNECTION TO RADIANT HEATERS

SCALE: 1/8" = 1'-0"  
NOTE:  
1. FLEX CONNECTORS MUST BE INSTALLED IN THE LOOP CONFIGURATION AS DETAILED, FLEX CONNECTORS SHALL BE A MINIMUM 2\"/>

3 AIR TERMINAL/REEL AT COLUMNS  
SCALE: 1/4" = 1'-0"



1 MEZZANINE LEVEL WATER/AIR FLOOR PLAN - PLUMBING  
SCALE: 1/8" = 1'-0"



**BIDDING DOCUMENTS**

DESIGNED BY: **FACILITIES DESIGN ARCHITECTS & ENGINEERS**

CONSULTANT: **DEVITA**

**PROJECT TITLE / DESCRIPTION:** LUMBERTON EQUIPMENT SHOP WATER/AIR FLOOR PLAN - PLUMBING

**PROJECT TITLE:** LUMBERTON EQUIPMENT SHOP NCDOT HIGHWAY DIVISION 6

**STATE CONSTRUCTION ID.#:** 16-12916-01A

**ASSET NUMBER:** 78-06-00

**REVISIONS:** NO. DATE

**DATE ISSUED:** 12/15/2017

**DRAWN BY:** DRB

**CHECKED BY:** WLA

**SHEET NO.:** P2.1