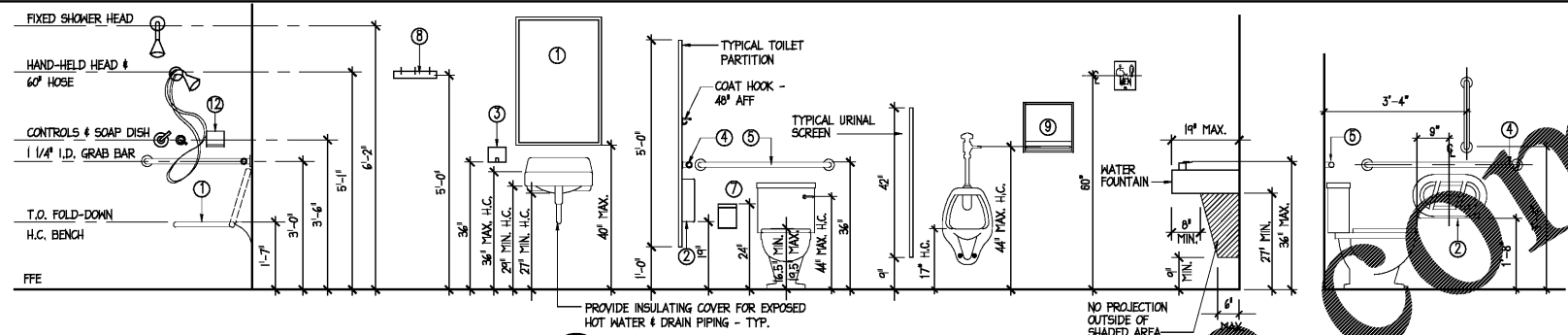


2 ENLARGED FLOOR PLAN
SCALE: 1/4" = 1'-0"

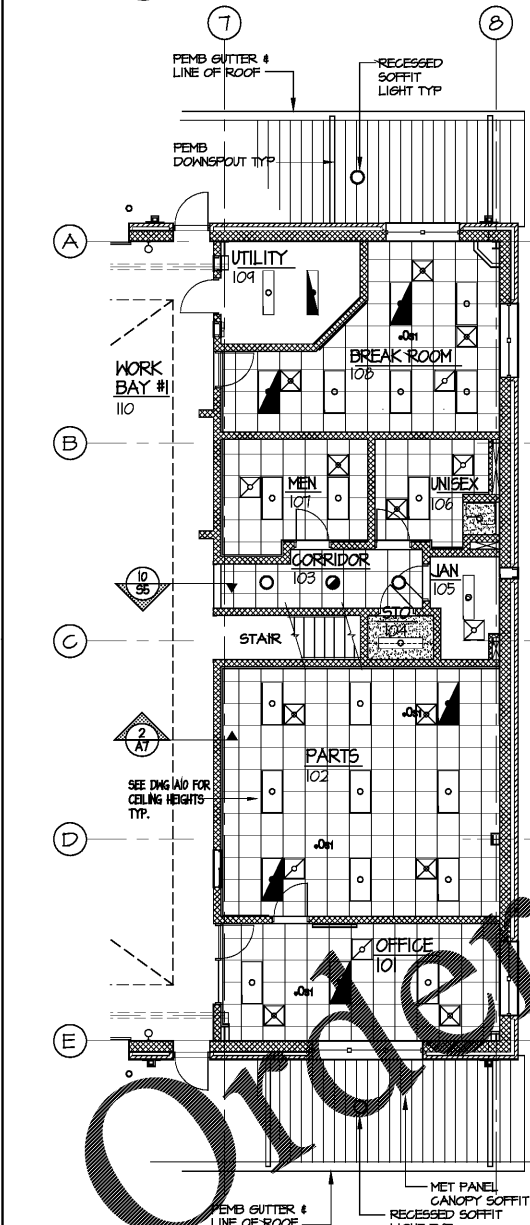
TOILET ACCESSORY SCHEDULE	
MARK	DESCRIPTION
1	24" x 36" MIRROR
2	TOILET TISSUE DISPENSER
3	SOAP DISPENSER
4	42" GRAB BAR
5	36" GRAB BAR
6	SHOWER CURTAIN AND ROD
7	SANITARY WIPER DISPOSAL
8	HOP/ROOM HOLDER
9	PAPER TOWEL DISPENSER
10	TOWEL/ROBE HOOK
11	FOLD-DOWN HANDICAP BENCH

REFLECTED CEILING PLAN LEGEND			
	2x4 LAY-IN LIGHT FIXTURE		CEILING MOUNTED EXIT LT.
	EMERGENCY LIGHT FIXTURE		CEILING MOUNTED LT. FIXTURE
	1x4 LIGHT FIXTURE		SMOKE DETECTOR
	2x2 LIGHT FIXTURE		CEILING MOUNTED FIRE ALARM / STROBE
	2x2 SUPPLY MECHANICAL GRILLE		CEILING MOUNTED HEAT DETECTOR
	2x2 RETURN MECHANICAL GRILLE		OCCUPANCY SENSOR
	EXHAUST		WALL MOUNTED EGRESS LT. FIXTURE
			CEILING MOUNTED EGRESS LT. FIXTURE
			CLOSED CIRCUIT TV / SECURITY CAMERA
			CEILING MOUNTED OCCUPANCY SENSOR
			CEILING MOUNTED DAY-LIGHT SENSOR

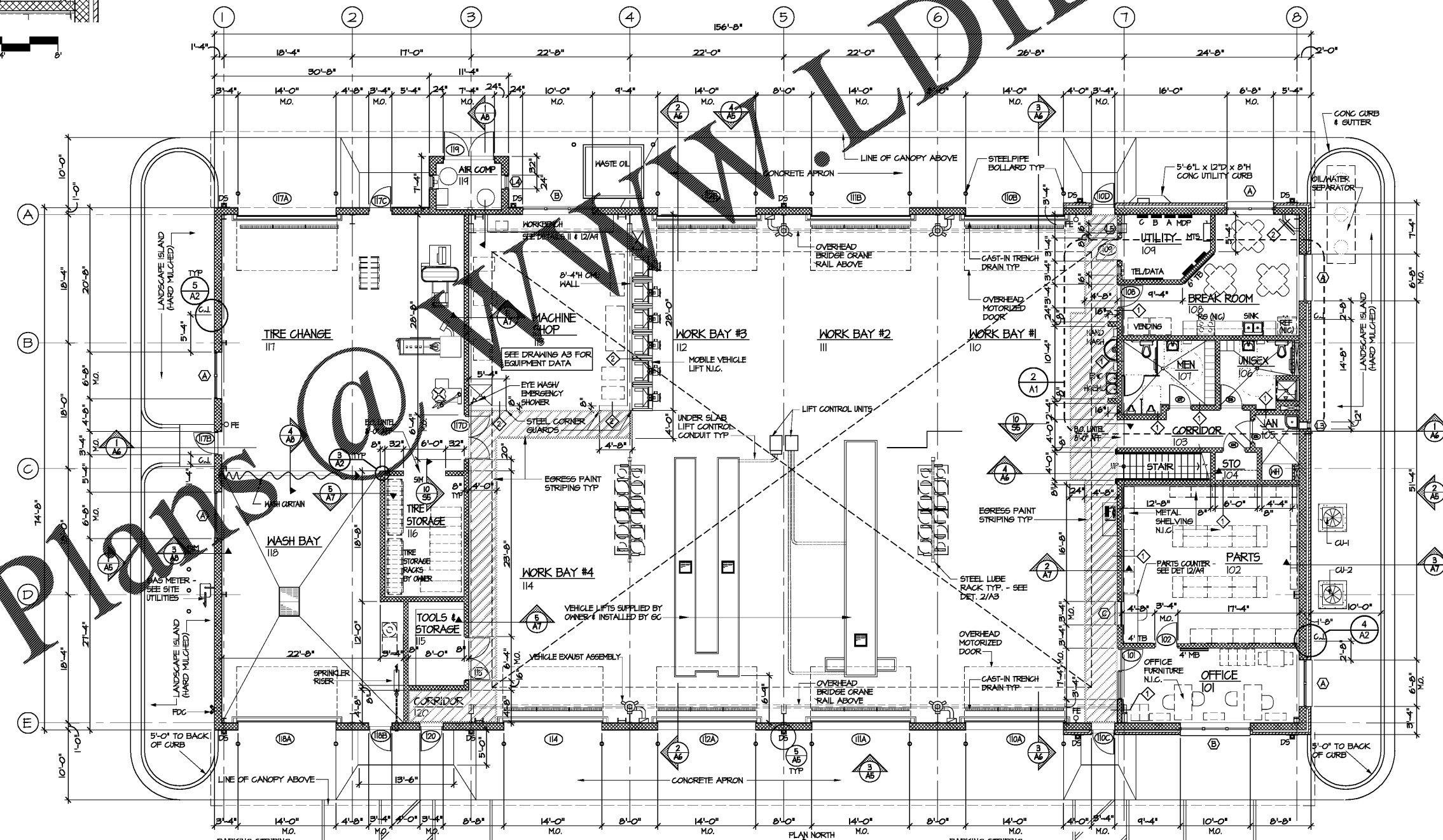


4 TOILET ACCESSORY MOUNTING HEIGHTS
SCALE: 1 1/2" = 1'-0"

GENERAL NOTES:
1. MAKE BULLSEYE AT ALL OUTSIDE CORNERS AT INTERIOR WALLS, EXCEPT AT STEEL CORNER GUARDS - SEE DET 3/A2.
2. SEE DET 3/C1 FOR STEEL BOLLARDS, SEE DET 2/A2 FOR WALL TILES.



3 REFLECTED CEILING PLAN
SCALE: 1/8" = 1'-0"



1 FLOOR PLAN
SCALE: 1/8" = 1'-0"

BIDDING DOCUMENTS

DESIGNED BY: **FACILITIES DESIGN ARCHITECTS & ENGINEERS**
FACILITIES MANAGEMENT DIVISION, HICKORY

CONSULTANT: **ORDER PLANS ONLINE**

FLOOR PLAN, ENLARGED PLAN, & REFLECTED CEILING PLAN

PROJECT TITLE: **LUMBERTON EQUIPMENT SHOP**
LUMBERTON HIGHWAY DIVISION 6
8722 NO. 7TH HIGHWAY
LUMBERTON, NORTH CAROLINA 28860

STATE CONSTRUCTION ID.# 16-12916-01A
ASSET NUMBER: 78-06-00
REVISIONS NO. DATE

DATE ISSUED: 12/16/2017
DRAWN BY:
CHECKED BY:
SHEET NO. **A1**