







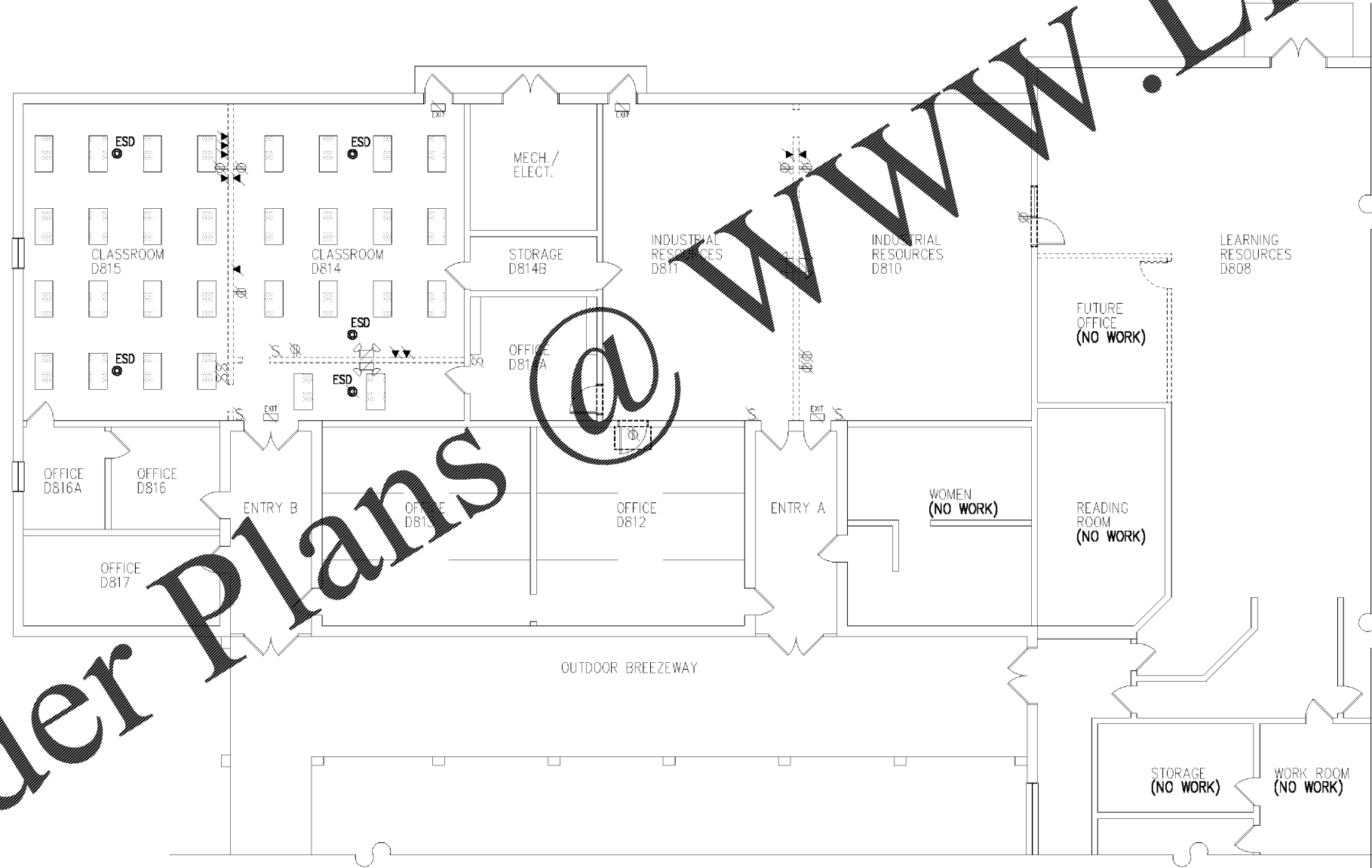


**GENERAL ELECTRICAL NOTES**

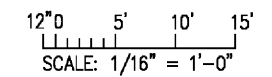
- G1. ALL ELECTRICAL WORK SHALL BE PERFORMED IN ACCORDANCE WITH CURRENT ELECTRICAL CODE AND ALL LOCAL AND STATE CODES.
- G2. ALL MATERIAL, DEVICES AND EQUIPMENT SHALL BE NEW AND SHALL CONFORM TO U.L. STANDARDS AND THE NATIONAL ELECTRICAL MANUFACTURER'S ASSOCIATION.
- G3. ELECTRICAL CONTRACTOR SHALL GUARANTEE ALL WORK AND MATERIALS FOR A PERIOD OF ONE YEAR FROM THE DATE OF FINAL ACCEPTANCE.
- G4. ELECTRICAL CONTRACTOR SHALL MAKE ALL ELECTRICAL POWER CONNECTIONS TO ALL OTHER EQUIPMENT AS REQUIRED.
- G5. THE ELECTRICAL CONTRACTOR SHALL BE RESPONSIBLE FOR PROTECTING ALL ELECTRICAL EQUIPMENT FROM FOREIGN MATERIAL DURING CONSTRUCTION (PAINT, SPACKLE, ETC.).
- G6. RECEPTACLES SHALL BE SPECIFICATION GRADE EQUAL TO HUBBELL 5200/5300 SERIES. LIGHTING SWITCHES SHALL BE SPECIFICATION GRADE EQUAL TO HUBBELL 1200 SERIES. PROVIDE COVER PLATES TO MATCH EXISTING COLOR/MATERIAL IN ROOM.
- G7. THE ELECTRICAL CONTRACTOR SHALL BE RESPONSIBLE FOR INSTALLING ALL ELECTRICAL EQUIPMENT/DEVICES, ETC. IN ACCORDANCE WITH LOCAL SEISMIC CODE REQUIREMENTS. PROVIDE SEISMIC RESTRAINTS, ACCESSORIES AND INSTALLATION DETAILS AS REQUIRED.

**ELECTRICAL LEGEND**

-  REMOVE EXISTING LAY-IN FLUORESCENT LIGHT FIXTURE. CLEAN AND SALVAGE FOR REINSTALLATION.
-  REMOVE EXISTING SWITCH AND WIRING COMPLETE AS REQUIRED FOR NEW SWITCHING CONFIGURATION. PROVIDE NEW COVER PLATE TO MATCH EXISTING, AT JUNCTION BOXES NO LONGER IN SERVICE.
-  REMOVE EXISTING EMERGENCY LIGHT FIXTURE AND CIRCUIT COMPLETE.
-  EXISTING TELEPHONE/DATA CABLING TO BE REMOVED COMPLETE BY OWNER. CONTRACTOR TO REMOVE EXISTING BOX AND CONDUIT COMPLETE.
-  REMOVE EXISTING DUPLEX RECEPTACLE AND CIRCUIT COMPLETE.
-  REMOVE EXISTING EXIT SIGN FIXTURE. EXISTING CIRCUIT TO REMAIN.
-  REMOVE EXISTING SMOKE DETECTOR FIXTURE AND CIRCUIT COMPLETE. CONTRACTOR SHALL RE-ASSIGN ROOM NUMBERS AT EXISTING FACP AS REQUIRED TO CORRESPOND WITH REVISED ROOM NUMBERING.
-  EXISTING SMOKE DETECTOR FIXTURE TO REMAIN. COORDINATE WITH CEILING DEMOLITION AND RE-INSTALLATION IN NEW CEILING.



**1 ELECTRICAL DEMOLITION PLAN – BUILDING #800**  
SCALE 1/16" = 1'-0"



**STOGNER ARCHITECTURE, PA**  
ARCHITECTURE - CONSTRUCTION MANAGEMENT - DESIGN BUILD  
615 East Broad Avenue, Rockingham, North Carolina, 28379  
Phone 910-895-6874 Fax 910-895-1111

---

**NORTHEASTERN TECHNICAL COLLEGE**  
**BUILDING #800 RENOVATION**  
CHERAW SOUTH CAROLINA

---

ELECTRICAL DEMOLITION PLAN; BUILDING #800  
4420B\ E1.0.aec  
COMM. NO.: 4420B  
DRAWN BY: FJF  
CHECKED BY: AWS  
DATE: JAN. 19, 2018  
SHEET NO.  
**E1.0**