

EXISTING ROOM FINISH SCHEDULE						
ROOM		FLOOR	BASE	WALLS	CEILING	NOTES
NAME	NO.	MATERIAL EXISTING	MATERIAL EXISTING	MATERIAL EXISTING	MATERIAL EXISTING	
ENTRY A	N/A	CARPET	VINYL	BRICK	LAY-IN ACT	1,2
INDUSTRIAL RESOURCES	D810	CARPET	VINYL	CMU/ GYP. BOARD	LAY-IN ACT	1,2
INDUSTRIAL RESOURCES	D811	CARPET	VINYL	CMU/ GYP. BOARD	LAY-IN ACT	1,2
OFFICE	D812	CARPET	VINYL	CMU	LAY-IN ACT	1,2
OFFICE	D813	CARPET	VINYL	CMU	LAY-IN ACT	1,2
CLASSROOM	D814	CARPET	VINYL	CMU/ GYP. BOARD	LAY-IN ACT	1,2,6,7
OFFICE	D814A	CARPET	VINYL	CMU	LAY-IN ACT	1,2
STORAGE	D814B	CERAMIC TILE	CERAMIC TILE	CMU	LAY-IN ACT	3,4,5
CLASSROOM	D815	CARPET	VINYL	CMU/ GYP. BOARD	LAY-IN ACT	1,2,6,7
OFFICE	D816	CARPET	VINYL	CMU	LAY-IN ACT	1,2
OFFICE	D816A	CARPET	VINYL	CMU	LAY-IN ACT	1,2
OFFICE	D817	CARPET	VINYL	CMU	LAY-IN ACT	1,2
ENTRY B	N/A	CARPET	VINYL	BRICK	LAY-IN ACT	1,2

**ROOM FINISH NOTES**

\* N/A INDICATES NOT APPLICABLE WITH ASSOCIATED ITEM OR ITEM NOT PRESENT\*

**NOTES (INTERIOR)**

1. REMOVE EXISTING VINYL BASE COMPLETE. REMOVE ADHESIVE FROM WALLS.
2. REMOVE EXISTING CARPET COMPLETE.
3. REMOVE EXISTING 4x4 CERAMIC WALL TILE COMPLETE WHERE INDICATED ON DEMOLITION PLAN.
4. REMOVE EXISTING 1x1 CERAMIC WALL TILE BASE COMPLETE.
5. REMOVE EXISTING 1x1 CERAMIC FLOOR TILE, THRESHOLDS AND THIN SET COMPLETE.
6. REMOVE EXISTING LAY-IN CEILING TILE COMPLETE AND SALVAGE FOR RE-USE. RE-USE SALVAGED CEILING TILE TO REPLACE DAMAGED CEILING TILE IN OTHER ROOMS AS NOTED. CONTRACTOR TO VERIFY EXACT LOCATIONS.
7. REMOVE EXISTING LAY-IN CEILING GRID COMPLETE. PROTECT EXISTING LAY-IN LIGHT FIXTURES TO BE RE-USED.

REVISED ROOM FINISH SCHEDULE		
ROOM		
NAME	NO.	
ENTRY A	N/A	CLEAN PRIME AND PAINT EXISTING BRICK WALLS, SURFACE CONDUITS, BOXES, WOOD DOORS, DOOR FRAMES AND TRIM. PREP FLOOR, PROVIDE NEW CERAMIC FLOOR TILE AND CERAMIC WALL BASE.
LEARNING RESOURCE	811	CLEAN PRIME AND PAINT NEW/EXISTING CMU WALLS, NEW GYP. BOARD BULKHEAD, WOOD DOORS AND FRAMES. PREP FLOOR, INSTALL NEW CARPET TILE AND PROVIDE NEW VINYL WALL BASE.
OFFICE	812	CLEAN PRIME AND PAINT NEW/EXISTING CMU WALL COMPLETE WITH NEW DOOR CUT IN. TOUCH UP WALLS FOLLOWING BASE AND CARPET WORK. PREP FLOOR, INSTALL NEW CARPET TILE AND PROVIDE NEW VINYL WALL BASE.
OFFICE	813	TOUCH UP WALLS FOLLOWING BASE AND CARPET WORK. PREP FLOOR, INSTALL NEW CARPET TILE AND PROVIDE NEW VINYL WALL BASE.
OFFICE	814A	CLEAN PRIME AND PAINT NEW/EXISTING CMU WALLS, WOOD CASEWORK, WOOD DOORS AND FRAMES. PREP FLOOR, INSTALL NEW CARPET TILE AND PROVIDE NEW VINYL WALL BASE.
STORAGE	814B	CLEAN PRIME AND PAINT EXISTING CMU WALLS, WOOD DOORS AND FRAMES. PREP FLOOR, INSTALL NEW CARPET TILE AND PROVIDE NEW VINYL WALL BASE. SEE QUOTE FORM FOR ALTERNATE FLOOR MATERIAL AND BASE.
CLASSROOM	815	CLEAN PRIME AND PAINT EXISTING CMU WALLS, WOOD DOORS AND FRAMES. PREP FLOOR, INSTALL NEW CARPET TILE AND PROVIDE NEW VINYL WALL BASE. SEE QUOTE FORM FOR ALTERNATE FLOOR MATERIAL AND BASE.
OFFICE	816	TOUCH UP WALLS FOLLOWING BASE AND CARPET WORK. PREP FLOOR, INSTALL NEW CARPET TILE AND PROVIDE NEW VINYL WALL BASE.
OFFICE	816A	TOUCH UP WALLS FOLLOWING BASE AND CARPET WORK. PREP FLOOR, INSTALL NEW CARPET TILE AND PROVIDE NEW VINYL WALL BASE.
OFFICE	817	TOUCH UP WALLS FOLLOWING BASE AND CARPET WORK. PREP FLOOR, INSTALL NEW CARPET TILE AND PROVIDE NEW VINYL WALL BASE.
ENTRY B	N/A	CLEAN PRIME AND PAINT EXISTING BRICK WALLS, SURFACE CONDUITS, BOXES, WOOD DOORS, DOOR FRAMES AND TRIM. PREP FLOOR, PROVIDE NEW CERAMIC FLOOR TILE AND CERAMIC WALL BASE.

**ROOM FINISH NOTES**

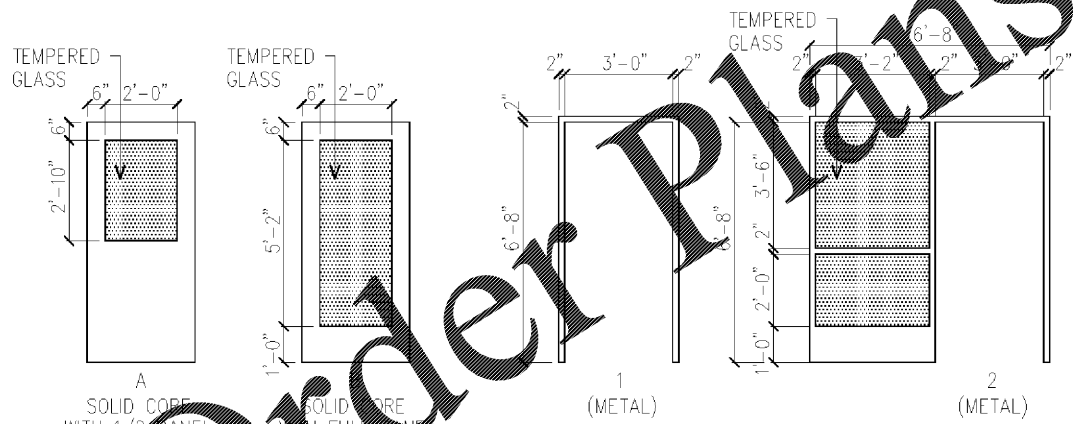
**NOTES (INTERIOR)**

1. FILL HOLES IN WALLS PRIOR TO PAINTING.
2. PROTECT ALL EXISTING FINISHES SCHEDULED TO REMAIN. CLEAN ALL WALL AREA.
3. IN ENTRY A AND ENTRY B, REMOVE EXISTING INTERIOR DOORS TO THRESHOLD AND PROVIDE NEW UNDERCUT AS REQUIRED FOR NEW TRANSITION STRIP AND TRIM AND REINSTALL DOOR. SEE DETAIL 1/A. CONTRACTOR SHALL UNDERCUT EXISTING INTERIOR DOORS AS REQUIRED FOR THE INSTALLATION OF RUBBER FLOORING, IF AWARDED.
4. CONTRACTOR SHALL PROVIDE NEW VINYL WALL BASE.
5. OWNER SHALL FURNISH NEW CARPET TILE. CONTRACTOR SHALL INSTALL.
6. CONTRACTOR SHALL PROVIDE NEW ALTERNATE FLOORING AND BASE AS OUTLINED IN THE QUOTE FORM ALTERNATE.
7. CONTRACTOR SHALL TOUCH-UP PAINT OVER NAIL MARKS, SCRAPES, ETC. ON ALL EXISTING WALLS, DOORS, FRAMES, TRIM, ETC., IN THE WORK AREA, NOT SCHEDULED FOR COMPLETE PAINT (THESE ARE A RESULT OF THE CONTRACTORS ACTIONS DURING FLOORING, BASE OR OTHER CONSTRUCTION MATERIAL REMOVAL OR INSTALLATION). CONTRACTOR SHALL PAINT WALL(S) TO BLEND WITH ADJACENT AREA, WHERE DATA CONDUITS AND DEVICES ARE REMOVED BY THE OWNER (LEARNING RESOURCES 808).

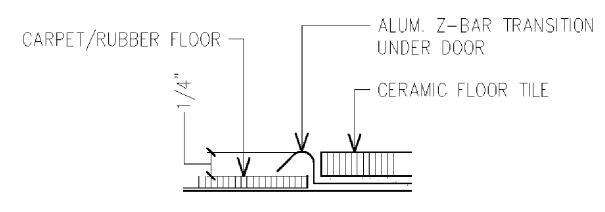
NEW DOOR SCHEDULE									
NUMBER	DOOR SIZE WxHxT	MAT'L	TYPE	FRAME			FIRE RATING (HOUR)	NOTES	
				MAT'L	TYPE	DETAILS JAMB HEAD SILL			
811A	3'-0" x 6'-8" x 1 3/4"	WD.	B	MTL.	2	2/A4.0 2/A4.0 3/A3.0	N/A		
811B	(EXISTING)	WD.	N/A	N/A	N/A	N/A N/A N/A	N/A		
811C	(EXISTING)	WD.	N/A	N/A	N/A	N/A N/A N/A	N/A	2	
812	3'-0" x 6'-8" x 1 3/4"	WD.	A	MTL.	1	2/A4.0 2/A4.0 N/A	N/A		
814A	3'-0" x 6'-8" x 1 3/4"	WD.	A	MTL.	1	2/A4.0 2/A4.0 N/A	N/A		
815A	(EXISTING)	WD.	N/A	N/A	N/A	N/A N/A N/A	N/A	2	
815B	(EXISTING)	WD.	N/A	N/A	N/A	N/A N/A N/A	N/A	3	
815C	(EXISTING)	WD.	N/A	N/A	N/A	N/A N/A N/A	N/A	2	

**NOTES:**

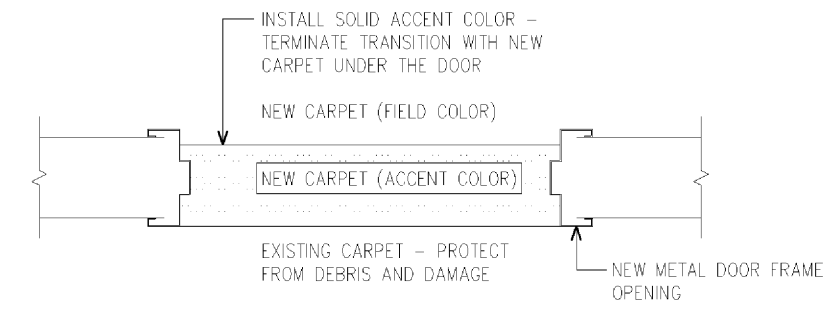
1. REMOVE EXISTING KNOB HARDWARE AND THREE TURN DEADBOLT. PROVIDE NEW LEVER HARDWARE AND DOUBLE CYLINDER DEADBOLT.
2. REMOVE EXISTING KNOB HARDWARE. PROVIDE NEW LEVER HARDWARE.
3. REMOVE EXISTING DEADBOLT. PROVIDE NEW LEVER HARDWARE AND SINGLE CYLINDER DEADBOLT.




**1 DOOR AND DOOR FRAME TYPES**  
SCALE: NO SCALE



**2 CERAMIC TILE/CARPET FLOORING TRANSITION U.O.N.**  
SCALE: NO SCALE



**3 ENLARGED CARPET DETAIL - NEW METAL DOOR FRAME**  
SCALE: NO SCALE



**Stogner Architecture, PA**  
ARCHITECTURE - CONSTRUCTION MANAGEMENT - DESIGN BUILD  
615 East Broad Avenue, Rockingham, North Carolina, 28379  
Phone 910-895-8874 Fax 910-895-1111

**NORTHEASTERN TECHNICAL COLLEGE  
BUILDING #800 RENOVATION**  
CHERAW SOUTH CAROLINA

ROOM FINISH & DOOR SCHEDULE, DOOR & FRAME ELEVATIONS  
44208\ A3.0.0ec  
COMM. NO.: 44208  
DRAWN BY: FJF  
CHECKED BY: AWS  
DATE: JAN. 19, 2018  
SHEET NO.  
**A3.0**