





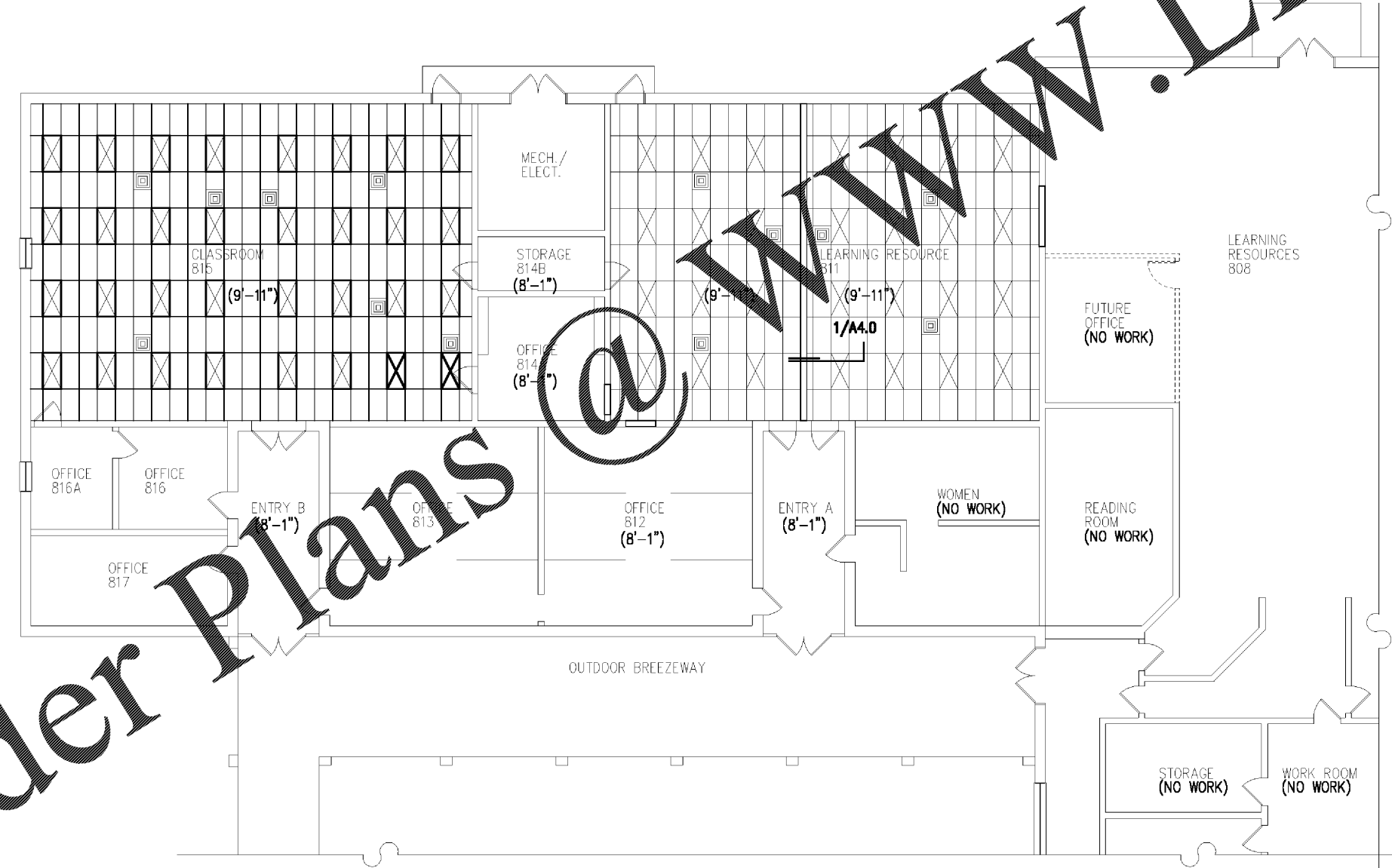


**LEGEND**



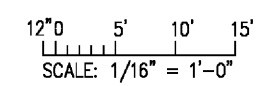
-  NEW 2x4 SUSPENDED ACOUSTICAL CEILING GRID SYSTEM. CLASSROOM 815. SALVAGE EXISTING ACOUSTICAL CEILING TILES, WHERE REMOVED, FOR RE-USE. SWAP OUT DAMAGED CEILING TILES IN WORK AREAS.
-  EXISTING 2x4 SUSPENDED ACOUSTICAL CEILING GRID SYSTEM. LEARNING RESOURCE 811. SALVAGE EXISTING ACOUSTICAL CEILING TILES, WHERE REMOVED, FOR RE-USE. SWAP OUT DAMAGED CEILING TILES IN WORK AREAS.
-  (X'-X") INDICATES CEILING HEIGHT. EXISTING CEILING HEIGHTS ARE APPROXIMATE.
-  INDICATES CEILING HVAC GRILL TO MOVE AND RE-INSTALL IN NEW CEILING GRID SYSTEM. CLEAN GRILLS THOROUGHLY.
-  INDICATES EXISTING LAY-IN LIGHTING TO BE REMOVED AND INSTALLED. COORDINATE WITH ELECTRICAL DRAWINGS.
-  INDICATES EXISTING LAY-IN LIGHTING TO REMAIN. COORDINATE WITH ELECTRICAL DRAWINGS.

**GENERAL NOTES**

- G1. PROTECT EXISTING CEILING GRID AT ALL TIMES WORK IS BEING PERFORMED.
- G2. CONTRACTOR WILL BE REQUIRED TO REPLACE DAMAGED CEILING GRID AND TILE AS A RESULT OF HIS WORK.
- G3. CONTRACTOR SHALL ENSURE LIGHTING FIXTURES ARE REMOVED PRIOR TO DEMOLITION OF GRID.
- G4. PROVIDE FOR ADEQUATE WORKING CLEARANCES AROUND GRID SYSTEM DURING CONSTRUCTION.
- G5. COORDINATE ELECTRICAL WORK WITH ELECTRICAL DRAWINGS.



**1 REFLECTED CEILING PLAN - BUILDING #800**  
SCALE 1/16" = 1'-0"



**Stogner Architecture, PA**  
ARCHITECTURE - CONSTRUCTION MANAGEMENT - DESIGN BUILD  
615 East Broad Avenue, Rockingham, North Carolina, 28379  
Phone 910-895-6874 Fax 910-895-1111

**NORTHEASTERN TECHNICAL COLLEGE**  
**BUILDING #800 RENOVATION**  
SOUTH CAROLINA  
CHERAW

REFLECTED CEILING PLAN; BUILDING #800
44208\ A2.0.oec
COMM. NO.: 44208
DRAWN BY: FJF
CHECKED BY: AWS
DATE: JAN. 19, 2018
SHEET NO.
<b>A2.0</b>