




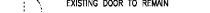
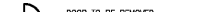

GENERAL NOTES:

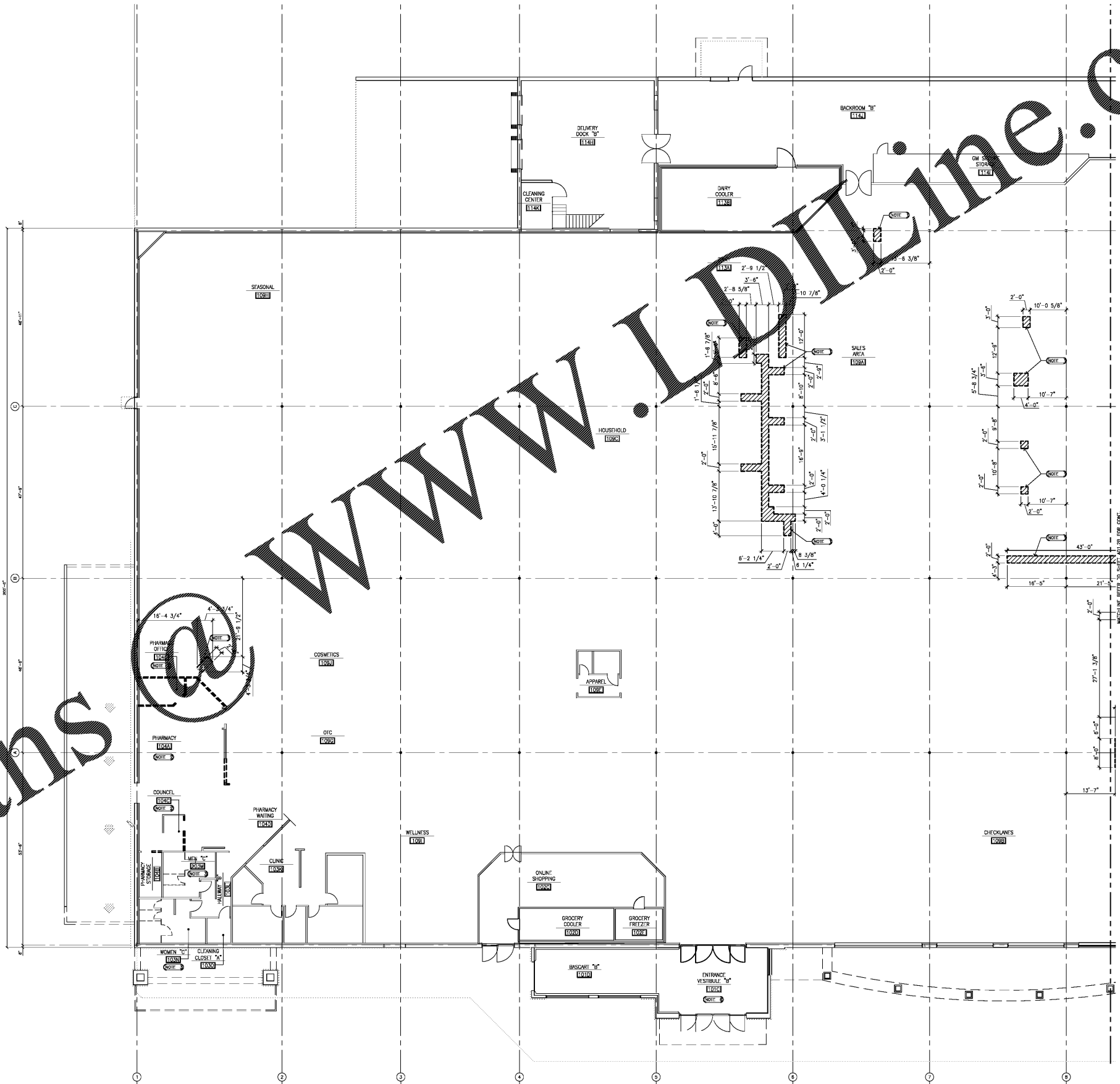
1. SPRINKLER SYSTEM MUST STAY IN CONTINUOUS OPERATION AS SECTIONS OF THE SYSTEM ARE MODIFIED OR DEMOLISHED. COORDINATE WITH LOCAL AUTHORITIES AS TO WHAT IS FEASIBLE DURING CONSTRUCTION.
2. CONTRACTOR SHALL VERIFY LOCATION OF ALL EXISTING UTILITIES BEFORE SAW CUTTING/DEMOLITION.
3. CONTRACTOR SHALL PROVIDE PROPER SHORING OF EXISTING STRUCTURE, IF REQUIRED, AND PERFORM ANY STRUCTURAL WORK REQUIRED TO MAINTAIN THE INTEGRITY OF THE BUILDING BEFORE AND AFTER DEMOLITION WORK.
4. REFER TO SPECIFICATION SECTION 017419 CONSTRUCTION WASTE MANAGEMENT FOR MATERIALS TO BE DEPOSITED AND RECYCLED.
5. CONTRACTOR SHALL COORDINATE WITH STORE MANAGER AND KROGER PM TO MINIMIZE DISTURBANCES DURING STORE OPERATING HOURS.
6. CONTRACTOR SHALL PROVIDE TEMPORARY CONSTRUCTION BARRIERS FOR NOISE AND DUST CONTROL PER KROGER'S STANDARD DETAILS, ASD-162A.
7. CONTRACTOR TO REMOVE ALL EXISTING STORE DECOR/SIGNAGE AT REMODELED/RELOCATED WALLS, ISLANDS, REFRIGERATED CASES, ETC. COORDINATE WITH KROGER PROJECT MANAGER FOR STORAGE OR DISPOSAL. COORDINATE PLACEMENT OF TEMPORARY SIGNAGE WITH KROGER PROJECT MANAGER. RELOCATE CERTAIN EXISTING SIGNAGE TO NEWLY PLACED/REMODELED WALLS, ISLANDS, CASES, ETC. COORDINATE WITH KROGER PM.
8. ALL WORK ON THE SALES AREA THAT WOULD BLOCK A CUSTOMER SHOPPING EXPERIENCE, MUST BE COMPLETED BETWEEN HOURS OF 10:00 PM AND 8:00 AM.
9. NO JACK-HAMMING TO BE DONE DURING THE DAY.
10. FILL AND PATCH EXISTING PITS AND TRENCHES WHERE ABANDONED WITH FINISH CONCRETE AND STAIN WHERE APPLICABLE.
11. DEMOLITION OF THE EXISTING CONCRETE SLAB WILL BE REQUIRED AS NECESSARY FOR SUB-GRADE PLUMBING, ELECTRICAL AND REFRIGERATION WORK.
12. REMOVE PLUMBING FIXTURES, PIPING, LIGHTING, WIRING AND CONDUIT FROM ALL WALLS AND CEILING TO BE DEMOLISHED. WHERE PLUMBING FIXTURES ARE TO BE REMOVED DRAINS SHALL BE CAPPED.
13. PROVIDE INTERIOR SCREENING/TEMPORARY PARTITIONS OF UNSIGHTLY DEMOLITION AREAS AND PROTECT CUSTOMERS FROM CONSTRUCTION WORK. COORDINATE LOCATIONS WITH KROGER CONSTRUCTION MANAGERS. SEE ASD-162A.
14. PROVIDE EXTERIOR CONSTRUCTION SCREENING OF TEMPORARY CHAIN LINK FENCE WITH GREEN FABRIC FOR SCREENING VISIBILITY DEMOLITION. CONSTRUCTION AREAS, AND TO PROTECT CUSTOMER FROM BLOWING DEBRIS. COORDINATE LOCATIONS WITH KROGER CONSTRUCTION MANAGERS. PROVIDE INTERIOR SCREENING/TEMPORARY PARTITIONS OF UNSIGHTLY DEMOLITION AREAS AND PROTECT CUSTOMERS FROM CONSTRUCTION WORK. COORDINATE LOCATIONS WITH KROGER CONSTRUCTION MANAGERS. SEE ASD-162A, NOT APPLICABLE.
15. CONTRACTOR TO SUBMIT TO KROGER PROJECT MANAGER AND THE ARCHITECT MEANS AND METHODS APPROPRIATE.
16. SAW CUTTING OF CONCRETE SLAB SHOULD BE CUT IN 8" INCREMENTS AND WHERE POSSIBLE TO CLOSEST CONTROL JOINT. DO NOT CROSS-OUT WHILE DEMOLITION OF CONCRETE IS BEING PERFORMED.
17. CONTRACTOR TO DEMOLISH OR RELOCATE EXISTING FIXTURES AS INDICATED ON THE DRAWINGS.
18. CONTRACTOR RESPONSIBLE FOR DISCONNECTING, MOVING, RESITING & RECONNECTING FIXTURES/PIPING/PLUMBING/ELECTRICAL/E.T.C. THAT HAVE BEEN RELOCATED AND/OR STORED FOR REMODELED FLOORS AND WALLS.
19. PATCH AND REPAIR FLOORS WHERE CASES/ISLANDS HAVE BEEN REMOVED.
20. ALL FIXTURES TO REMAIN OR TO BE REMOVED CAN BE FOUND ON KROGER FL.
21. O.C. RESPONSIBLE FOR FIELD VERIFYING EXISTING CONDITIONS FOR TRENCHES. NEW WORK SHOULD BE COORDINATED BEFORE DEMOLITION BEGINS.
22. REFER TO ELECTRICAL AND PLUMBING DRAWINGS FOR ANY ADDITIONAL DEMOLITION.
23. REFER TO SITE/OLD'S EXISTING DOCUMENTS FOR PREVIOUS REMODEL INFORMATION.
24. SLAB REMOVAL WILL BE REQUIRED BY THE G.C. TO FINISH THE WORK IN DRAWINGS. 4" SLABS SHOULD BE ASSUMED THROUGHOUT THE STORE EXCEPT AT COOLERS/REEFERS WHERE SLAB THICKNESS IS 8 7/16" RESPECTIVELY. ALL WORK INVOLVED FOR THE REMOVAL SHOULD BE INCLUDED IN THE BASE BID.
25. UNSATISFACTORY EXISTING CONCRETE DEFINED BY KROGER SHALL BE CORE DRILLED IN VARIOUS AREAS TO DETERMINE AVERAGE THICKNESS FOR REMOVAL. ALL WORK FOR REMOVAL & REPLACEMENT OF SLABS WILL BE INCLUDED IN THE CHANGE ORDER PROPOSAL (COP) FOR REVIEW AND APPROVAL BY THE KROGER MANAGER PRIOR TO ANY WORK BEING DONE. COPs ARE TO BE EXPEDITED TO AVOID ANY DELAYS IN THE PROJECT.
26. G.C. WILL LOWER ALL CLEAN-OUTS, HOSE BIB FLOOR BOXES, FLUSH MOUNTED ELECTRICAL BOXES, AS NOTED IN THE FOLLOWING AREAS: DELI, CUCKOUSH, SUSHI AND WINE & BEER AREA. FIELD VERIFY ALL LOCATIONS AND CONDITIONS.
27. REMOVE/PROTECT/STORE ALL WALL AND FLOOR MOUNTED EQUIPMENT/FIXTURES TO REMAIN IN THE STORE WHILE WORK IN THE AREAS IS BEING PERFORMED. THIS INCLUDES BUT IS NOT LIMITED TO: FIXTURES, SINKS, PHONES, SHELVES, DISHWASHERS, BAG LADIES, GULCH COVERS, SWITCHPLATES, DEVICES, ETC. REINSTALL AFTER WORK IS COMPLETE. PROVIDE WOOD BLOCKING FOR NEW EQUIPMENT MOUNTED TO WALLS AND REMODELED EQUIPMENT WHERE NEEDED.
28. REMOVE ALL HOLLOW METAL DOORS AND FRAMES VISIBLE TO CUSTOMERS (SALES LEVEL /PREP AREAS/MEZZANINE) AND SAND/PREP FOR REPAINTING.

KEY NOTES:

- NOTE 1:** APPROXIMATE LOCATION OF TRENCHING/FOOTING, COORDINATE LOCATION WITH PLUMBING, ELECTRICAL AND REFRIGERATION SHEETS, SAWCUT ALONG CONTROL JOINTS WHEN POSSIBLE - DO NOT CROSS-OUT.
- NOTE 2:** REMOVE EXISTING CARPET AND BASE. PREP FOR NEW CARPET. PATCH SLAB AS NEEDED. SEE ENLARGED PLANS. REFER TO SHEET A4.1.1.
- NOTE 3:** REMOVE EXISTING FLOOR TILES AND BASE. PATCH SLAB AS NEEDED TO RECEIVE NEW FLOOR TILES. SEE ENLARGED PLANS. REFER TO SHEET A4.1.1.
- NOTE 4:** REMOVE EXISTING FLOOR FINISHES TO MATCH COLORED CONCRETE IN SALES AREA.
- NOTE 5:** DEMO FLOOR DRAIN. REFER TO PLUMBING DRAWINGS.
- NOTE 6:** REMOVE EXISTING CARPET TILES. PATCH SLAB AS NEEDED TO RECEIVE NEW CARPET TILES.
- NOTE 7:** REMOVE EXISTING WOOD CURB. PREPARE AREA TO RECEIVE NEW CONCRETE CURB.
- NOTE 8:** REMOVE PORTION OF EXISTING CONCRETE TO ALLOW INSTALLATION OF NEW FOOTING.

LEGEND

-  WALL OR FIXTURE TO REMAIN
-  WALL OR FIXTURE TO BE DEMOLISHED
-  EXISTING DOOR TO REMAIN
-  DOOR TO BE REMOVED
-  CONCRETE TO BE REMOVED
-  CARPET TO BE REMOVED



Order Plans

WWW.LDLINE.COM

1 CONCRETE DEMOLITION FLOOR PLAN - LEFT
 SCALE: 3/32" = 1'-0"

ROBERTSON LOIA ROOF ARCHITECTS & ENGINEERS
 3480 Preston Highway, Ste. 100
 Alpharetta, Georgia 30005
 770-674-5700 Fax: 770-674-9745

THIS REPRODUCTION IS NOT A CERTIFIED DOCUMENT



Kroger L-407 - Remodel
 5101 RICHMOND ROAD
 LEXINGTON, KY

The Kroger Company
 1680 Ombay Station Court, Louisville, KY 40223

REVISIONS

CONCRETE DEMOLITION FLOOR PLAN - LEFT

DATE: 01-25-18
 PROJECT NUMBER: 17-125

SHEET NUMBER: AD1.2A