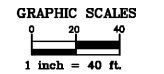
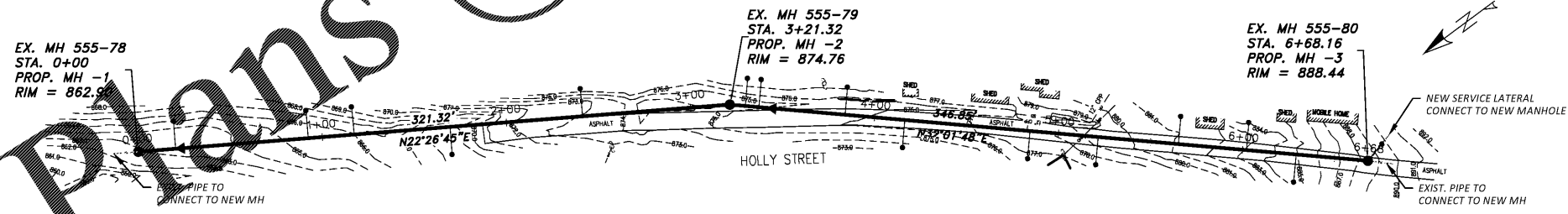


8" GRAVITY SEWER PROFILE  
SCALE: 1"=40' HORIZ.  
1"= VERT.




LEGEND

- 699-100 MSSD SANITARY SEWER MANHOLE
- MSSD SANITARY SEWER
- - - SERVICE LATERALS
- REWA SANITARY SEWER MANHOLE
- - - REWA SANITARY SEWER
- - - PROPERTY LINE
- - - EDGE-OF-PAVEMENT
- - - BUILDING FOOTPRINT
- - - STREAM/EDGE-OF-WATER
- NEW SERVICE LATERAL

NOTE:

1. ASPHALT PAVEMENT SHALL BE REPLACED USING DETAIL D-3 PRIVATE DRIVE. LIMITS OF REPAVING SHALL BE 5 FEET BEYOND MH 555-80 TO END OF PAVEMENT.
2. SERVICE LATERALS ARE SHOWN FOR INFORMATION PURPOSES ARE APPROXIMATELY BASED ON CCTV DATA AND MANHOLE INSPECTIONS. NOT ALL EXISTING SERVICES ARE SHOWN.

APPROVED: [Signature]  
01/29/2018



PROJECT: SOUTH GREENVILLE  
POINT REPAIR PROJECT

SHEET TITLE: HOLLY STREET SEWER

MARK	DATE	DESCRIPTION

Approved: \_\_\_\_\_

Date: 1-29-18

Checked: JLD

Drawn: \_\_\_\_\_

Scale: 1"=40' H.  
1"=4' V.

Project Number: 16-4005

Sheet: C-10-1

Order Plans