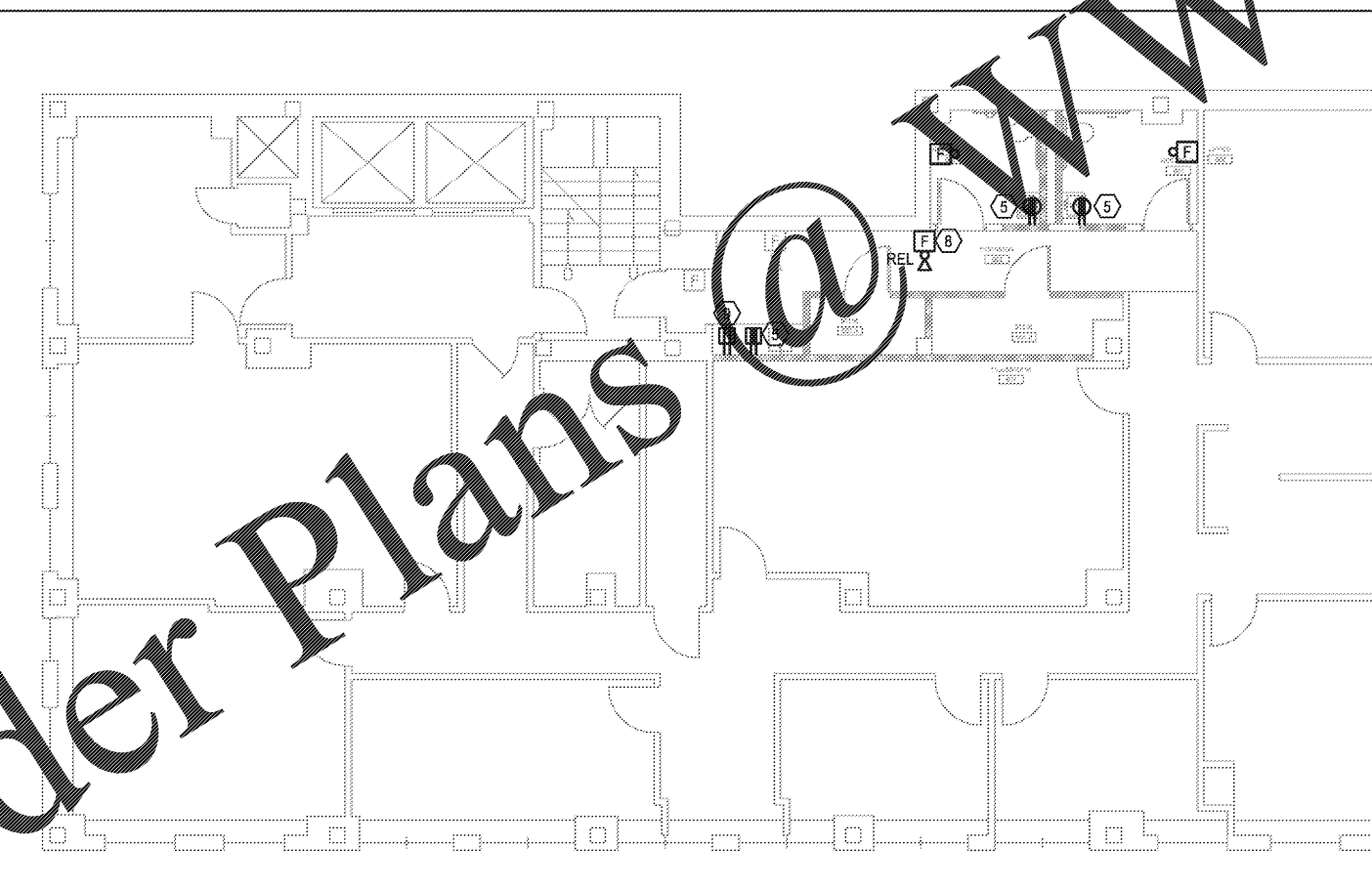


1 **ELECTRICAL DEMO PLAN - 6TH FL**
SCALE: 1/8"=1'-0"



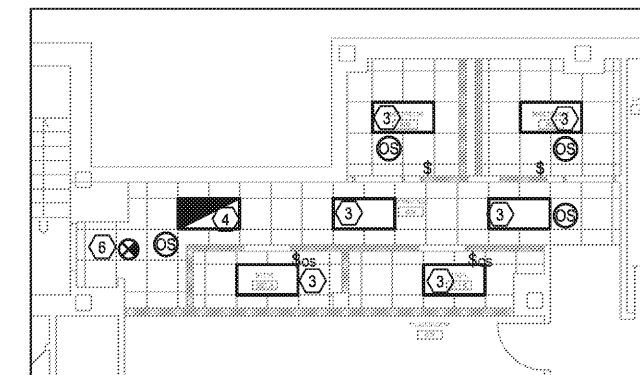
2 **ELECTRICAL NEW PLAN - 6TH FL**
SCALE: 1/8"=1'-0"

KEY NOTES:

- 1 REMOVE LIGHT FIXTURES AND CONTROLS SERVING SPACE. EXISTING LIGHTING CIRCUIT TO REMAIN AND BE RE-USED WITH NEW LIGHT FIXTURES. REFER TO 3/E1.5 FOR NEW LIGHTING LAYOUT.
- 2 REMOVE EXISTING ELECTRICAL DEVICE. EXISTING CIRCUIT TO REMAIN AND BE RE-USED WITH NEW ELECTRICAL DEVICE. REFER TO 2/E1.5 FOR NEW RECEPTACLE LOCATION.
- 3 NEW LIGHT FIXTURE, MANUFACTURED BY COOPER, CAT# 24EN-LD2-45-UNV-L840-CD1-U. CONTRACTOR TO UTILIZE EXISTING LIGHTING CIRCUIT SERVING SPACE.
- 4 NEW EMERGENCY LIGHT FIXTURE, MANUFACTURED BY COOPER, CAT# 24EN-LD2-45-UNV-L840-CD1-U-EL. CONTRACTOR TO UTILIZE EXISTING LIGHTING CIRCUIT SERVING SPACE. PROVIDE BATTERY BACKUP TO MATCH SUPPLY VOLTAGE.
- 5 NEW 120VAC, 20A, 1-PHASE DUPLEX RECEPTACLE. CONTRACTOR TO UTILIZE EXISTING CIRCUIT SERVING SPACE.
- 6 NEW EXIT LIGHT, MANUFACTURED BY LITPARA, CAT#LRP-W-1-RV-2LN. CONTRACTOR TO UTILIZE EXISTING LIGHTING CIRCUIT SERVING SPACE. PROVIDE BATTERY BACKUP.
- 7 RELOCATE FIRE ALARM DEVICE. REFER TO 2/E1.5 FOR NEW LOCATION.
- 8 RELOCATE FIRE ALARM DEVICE. REFER TO 1/E1.5 FOR PREVIOUS LOCATION.
- 9 REFRIGERATOR TO CONNECT TO EXISTING SPARE CIRCUIT OR NEW 20A/1P CIRCUIT BREAKER IN EXISTING SPACE IN NEARBY PANEL. CONFIRM AVAILABILITY OF CIRCUITS AND NOTE ANY DISCREPANCIES ON THE AS-BUILT SET.

GENERAL NOTES:

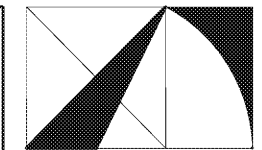
1. ELECTRICAL DEVICES SHOWN IN LIGHT PENWEIGHT ARE EXISTING TO REMAIN. ELECTRICAL DEVICES SHOWN IN HEAVY PENWEIGHT ARE DEMO OR NEW UNLESS OTHERWISE NOTED.
2. EXISTING CIRCUITS SERVING MECHANICAL EQUIPMENT ARE TO REMAIN UNLESS OTHERWISE NOTED.
3. EMERGENCY/EXIT/EGRESS LIGHTING FIXTURES ARE SPECIFIED WITH BATTERY BACKUP. CONNECT TRICKLE CHARGE INPUTS TO UNSWITCHED CIRCUIT CONDUCTORS OF LIGHTING CIRCUITS SERVING THE NORMAL LIGHTING IN THE SAME ROOM.
4. OCCUPANCY SENSORS SHALL PROVIDE 100% COVERAGE PER MANUFACTURERS RECOMMENDATIONS.
5. CONNECT NEW FIRE ALARM DEVICES TO EXISTING BUILDING FIRE ALARM SYSTEM. NEW FIRE ALARM DEVICES SHALL BE MANUFACTURED BY SIMPLEX. FIELD VERIFY EXISTING SYSTEM LOCATION AND THAT IT IS ADEQUATE FOR NEW FIRE ALARM DEVICES.



3 **ELECTRICAL RCP PLAN - 6TH FL**
SCALE: 1/8"=1'-0"



SPENCER BRISTOL ENGINEERING, INC.
A Gray Company
3577 Parkway Lane, Suite 250
Peachtree Corners, Georgia 30092
Tel. 770.414.1628 Fax 770.414.6024
SBE Project No. 1744




THE ARCHITECTURE GROUP, INC.

375 Peachtree St.
Atlanta, GA 30303
Phone: (678) 222-0375
Fax: (678) 222-0384
tag@architecturegroup.com

COPYRIGHT © 2018 BY THE ARCHITECTURE GROUP, INC. ALL RIGHTS RESERVED.

THIS DRAWING MAY NOT BE USED IN ANY MANNER NOR REPRODUCED IN ANY FORM WITHOUT PRIOR WRITTEN CONSENT FROM THE ARCHITECTURE GROUP INC.



2018 MRRF CAMPUS-WIDE
ADA IMPROVEMENTS
PROJECT No. IGSU-026-18
TAG PROJECT No. 1706
GEORGIA STATE UNIVERSITY
ATLANTA, GEORGIA

100% CD#	2/5/2017
REVISIONS	
DATE	2/5/2017
DRAWN BY	
CHECKED	
APPROVED	
SCALE	AS NOTED
PROJECT NUMBER	1706
DRAWING TITLE	

ELECTRICAL SYSTEMS - HAAS HOWELL BLDG

DRAWING NUMBER

HH E1.1

Order Plans @ www.lpdline.com