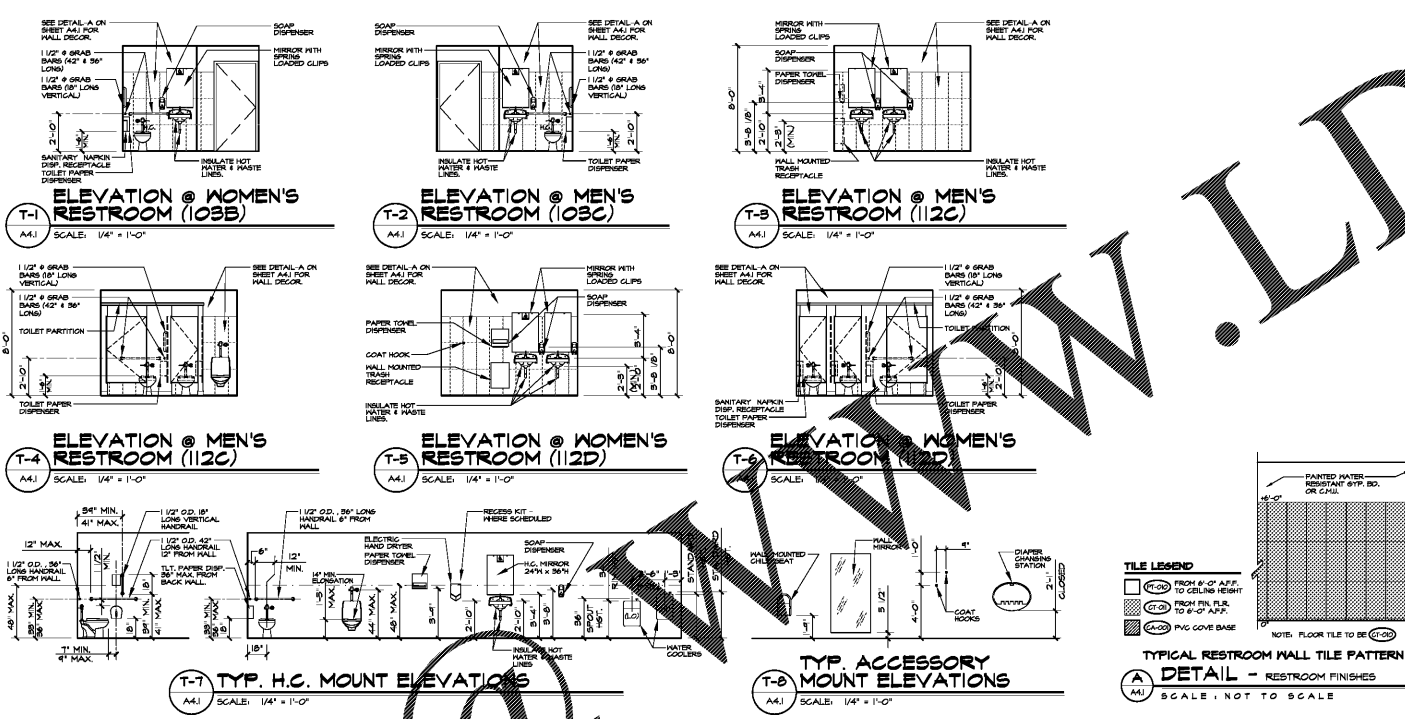
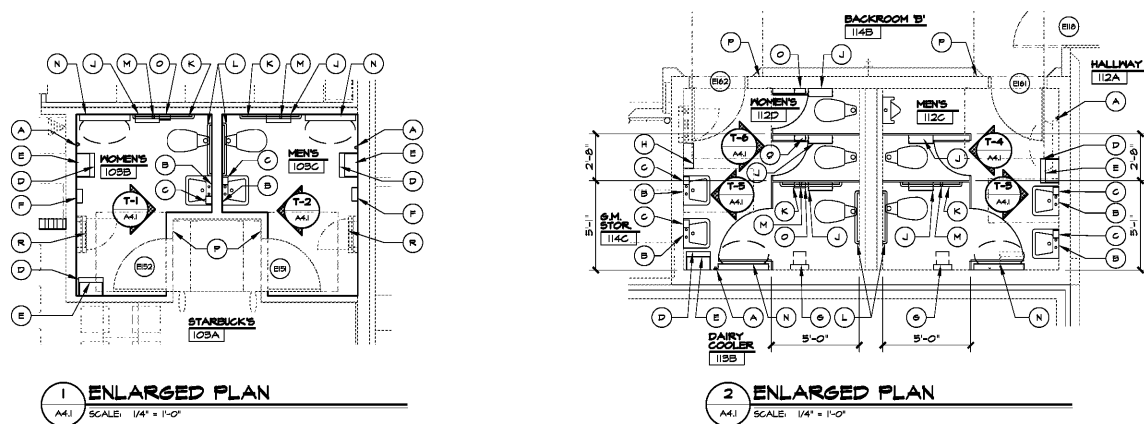


Order Plans



**GENERAL NOTES:**  
 REFERENCE SHEET A11 FOR GENERAL NOTES.  
**KEYED FLOOR PLAN NOTES:**  
 REFERENCE SHEET A11 FOR KEYED FLOOR PLAN NOTES.  
**PARTITION LEGEND:**  
 TYPICAL INTERIOR WALLS TO BE 1/2" GYP. BD. ON EACH SIDE OF 3 5/8" METAL STUDS AT 24" O.C. ANCHOR METAL STUDS TO STRUCTURE ABOVE AS REQUIRED.  
 INTERIOR/EXTERIOR WALLS WITH 6" METAL STUDS AT 24" O.C. ANCHOR STUDS TO STRUCTURE ABOVE AS REQUIRED. SEE FINISH SCHEDULE (61) FOR WALL FINISHES.  
 INTERIOR WALLS WITH 1/2" BACKERBOARD FROM FIN. FLOOR TO 4'-0" AFF. & WATER RESISTANT GYP. BD. FROM 4'-0" AFF. TO 6' ABOVE CEILING HEIGHT ON NEH HTL. FRAMING @ 16" O.C.  
 NEW COOLER/FREEZER CONSTRUCTION  
 EXISTING GYP. BD. DROP PARTITION - REFERENCE PLAN FOR HEIGHT.  
 NEW GYP. BD. DROP PARTITION - REFERENCE REFLECTED CEILING PLAN FOR HEIGHT.  
 EXISTING MASONRY WALL, VERIFY SIZE AND HEIGHT IN FIELD.  
 EXISTING BRICK VENEER & MASONRY WALL, VERIFY SIZE AND HEIGHT IN FIELD.  
 NEW 8" CMU WALL WITH BRICK VENEER.  
**SYMBOL LEGEND:**  
 DOOR SYMBOL, SEE SHEET A01 FOR DOOR SCHEDULE, ELEVATIONS AND DETAILS.  
**NOTES:**  
 1. THE GENERAL CONTRACTOR TO SUSPEND NEW DECOR ELEMENTS AND LIGHTING FIXTURES WITH IN-STRUCT. CONNECT TO EXISTING STRUCTURE ABOVE NEVER TO ACoustICAL CEILING.  
 2. THE GENERAL CONTRACTOR TO PROVIDE ESCUTCHEON PLATES FOR CABLE PENETRATION AND ACoustICAL CEILING TILE.

**TOILET ACCESSORIES LEGEND**

NOTE: ALL ITEMS TO BE KROGER SUPPLIED AND CONTRACTOR INSTALLED, UNLESS NOTED OTHERWISE.

- (A) COAT HOOKS ON EACH STALL DOOR, PLUS ADDITIONAL HOOKS PER LOCATIONS ON PLANS.
- (B) MIRROR, SPRING LOADED CLIPS & 1" CHANNEL MIRROR SUPPORT - SEE PSD-50.
- (C) SOAP DISPENSER (8" WIDE X 1 1/8" DEEP X 11" HIGH) - SEE PSD-50.
- (D) WALL MOUNTED TRASH RECEPTACLE (BROWN) - SEE PSD-50.
- (E) AUTOMATIC PAPER TOWEL DISPENSER (4-25" WIDE X 4 1/2" DEEP X 15 1/2" HIGH)
- (F) ELECTRIC HAND DRYER DYSON AIRBLAZE V. \*CONTRACTOR TO SUPPLY & INSTALL.
- (G) WALL MOUNTED CHILD PROTECTIVE MAT.
- (H) SANITARY NAPKIN DISPENSER (1 3/4" WIDE X 8 1/2" DEEP X 28 1/8" HIGH)
- (J) JIMBO J. ROLL TOILET TISSUE DISPENSER (5 3/8" WIDE X 5 3/8" DEEP X 11 1/2" HIGH)
- (K) 1/2" BRASS
- (L) BRASS BAR
- (M) VERTICAL BRASS BAR
- (N) DIAPHRAGM STATION (33 1/2" WIDE X 3 1/4" DEEP X 24 1/2" HIGH)
- (O) SANITARY NAPKIN DISPOSAL RECEPTACLE (1 1/2" WIDE X 3 7/8" DEEP X 10" HIGH)
- (P) ICC/ANSI COMPLIANT RESTROOM SIGNS MOUNTED ON LATCH SIDE OF DOOR 5'-0" FROM FLOOR TO CENTERLINE OF SIGN. \*CONTRACTOR TO SUPPLY & INSTALL.
- (R) EXISTING SANITIZER CABINET TO REMAIN, COLD WATER HOSE BIB INSIDE CABINET

NOTE:  
 1. SEE MOUNTING ELEV. ON SHEET A41 FOR MOUNTING HEIGHTS.  
 2. TRASH CHUTE TRIM RINGS FOR SOLID SURFACE TOP IS SUPPLIED BY KROGER & INSTALLED BY CONTRACTOR.  
 3. CONTRACTOR TO SUPPLY & INSTALL ICC/ANSI ACCESSIBLE DECAL ON MIRROR AT EACH ICC/ANSI COMPLIANT SINK LOCATION.  
 4. MIRRORS TO BE INSTALLED AFTER TILES HAVE BEEN APPLIED TO WALL.

**WALL FINISH SCHEDULE**

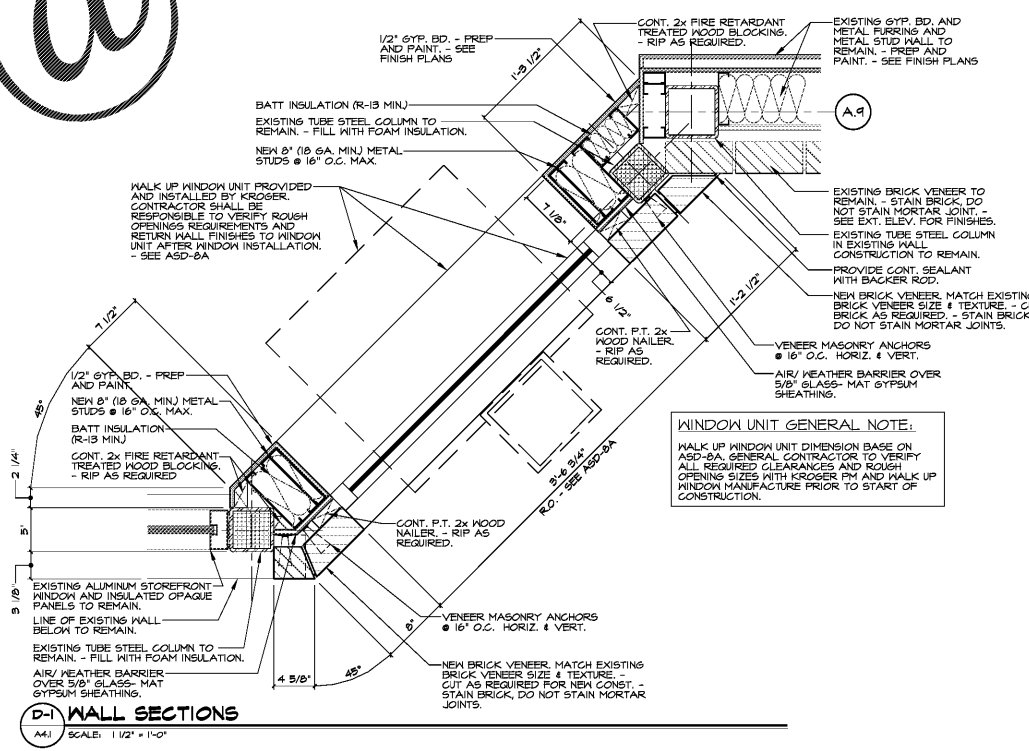
TYPE	DMS. REF.	MANUF.	NUMBER	PATTERN / COLOR	PURCHASED / INSTALLED BY
PT-01		SHERWIN WILLIAMS	SW 6485	RAINDROP	G.C. / G.C.

**CERAMIC WALL TILE SCHEDULE**

GROUT	DMS. REF.	MANUF.	PATTERN	NUMBER	COLOR	SIZE	PURCHASED / INSTALLED BY
GT-03	CT-01	URBAN COLLECTION	RECTIFIED PORCELAIN	THREADS	OYSTER FINISH MATTE	12" x 24"	NATIONAL ACCOUNT G.C. / G.C.
GT-03	CA-01	SCHLITZER SYSTEMS		PK5125P	CLASSIC GREY	SANITARY PVC COVE HOLDING	G.C. / G.C.

**GROUT SCHEDULE**

DMS. REF.	MANUF.	PATTERN	NUMBER	COLOR	PURCHASED / INSTALLED BY
GT-03	TEG	POWER GROUT	901	STERLING	G.C. / G.C.



ARCHITECTURE, INC.  
 13311 Peachtree Dunwoody Rd., Suite 100  
 Atlanta, GA 30328  
 Phone: 404-488-9795  
 Fax: 404-488-9795  
 Website: www.dollarandfewers.com



NO. REVISIONS


A With-in-the-Walls Remodel for:  
**KROGER STORE #GA-414**  
 4355 WASHINGTON ROAD, EVANS, GEORGIA 30809  
**INTERIOR RESTROOM ELEVATIONS, NOTES & DETAILS**

**COPYRIGHT**  
 ALL RIGHTS RESERVED. NO PART OF THIS DOCUMENT MAY BE REPRODUCED OR TRANSMITTED IN ANY FORM OR BY ANY MEANS, ELECTRONIC OR MECHANICAL, INCLUDING PHOTOCOPYING, RECORDING, OR BY ANY INFORMATION STORAGE AND RETRIEVAL SYSTEM, WITHOUT THE EXPRESS WRITTEN PERMISSION OF THE ARCHITECT.  
**COPYRIGHT**

ISSUE DATE: JANUARY 29, 2018  
 PROJECT NO: 217156  
 SHEET NUMBER: **A4.1**