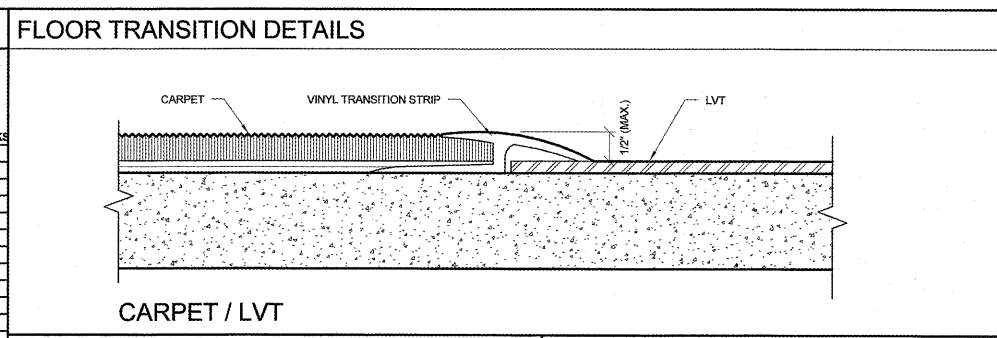


ROOM NUMBER	ROOM NAME	FLOOR	BASE	WALLS	CEILING	CEILING HEIGHT	REMARKS
101	RECEPTION	LVT-1/CPT	B1		C1	10'-2"	
102	MEN'S RESTROOM	LVT-1	B1	ACROVYN/PT#3	C1	10'-2"	2
103	BUSINESS OFFICE	CPT	B1		C1	10'-2"	1.
104	HALLWAY	CPT	B1	PT#4	C1	10'-2"	
105	INTRAO-RAL X-RAY	LVT-2	B1		C1	10'-2"	
106	PANORAMIC X-RAY	LVT-2	B1		C1	10'-2"	
107	HALLWAY	LVT-2	B1	PT#4	C1	10'-2"	1.
108	INTERIOR WAITING	CPT	B1	PT#3	C1	10'-2"	
109	CONSULTATION	CPT	B1	PT#1	C1	10'-2"	
110	MANAGER/DOCTOR OFFICE	CPT	B1	PT#2	C1	10'-2"	
111	LAB	LVT-2	B1	PT#5	C1	10'-2"	4.
112	TR. #1	LVT-2	B1		C1	10'-2"	
113	HALLWAY	LVT-2	B1	PT#4	C1	10'-2"	1.
114	TR. #2	LVT-2	B1		C1	10'-2"	
115	WOMEN'S RESTROOM	LVT-1	B1	ACROVYN/PT#3	C1	10'-2"	2.
116	MECHANICAL ROOM	CONC	B1	FRP#1/PT#5	C1	10'-2"	3.
117	BREAK ROOM	LVT-2	B1	PT#2	C1	10'-2"	
118	HALLWAY	LVT-2	B1		C1	10'-2"	1.
119	TR. #7	LVT-2	B1		C1	10'-2"	
120	TR. #6	LVT-2	B1		C1	10'-2"	
121	STERILIZATION	LVT-2	B1	PT#1	C1	10'-2"	
122	TR. #5	LVT-2	B1		C1	10'-2"	1.
123	TR. #4	LVT-2	B1		C1	10'-2"	1.
124	TR. #3	LVT-2	B1		C1	10'-2"	
125	STORAGE	LVT-2	B1	PT#1	C1	10'-2"	
126	HALLWAY	LVT-2	B1	PT#1	C1	10'-2"	



WALL COVERINGS

SHERWIN WILLIAMS - SHERWIN WILLIAMS PRO-MAR 200 PAINT IN EGGSHELL FINISH.
-ALL WALLS TO HAVE (1) COAT PRIMER & (2) COATS PAINT (MIN.)
WALL COVERINGS BY EYKON, PREP WALLS AS REQ'D BY MANUF. INSTRUCTIONS

PT#1	-SW6381 ANJOU PEAR	*UNDERSIDE OF ALL HEADERS TO MATCH COLOR OF ADJACENT WALL UNLESS NOTED OTHERWISE.
PT#2	-SW7033 BRAINSFORM BRONZE	
PT#3	-SW6459 GREENFIELD	
PT#4	-SW6150 UNIVERSAL KHAKI	
PT#5	-SW7001 MARSHMALLOW	
PT#6	-SW6163 GRASSLAND	

DOOR COLOR:

MOHAWK DOOR COMPANY
TYPE: VENEER S. ROTARY BIRCH SELECT WHITE
COLOR: CLEAR COAT
DOORS TO BE FACTORY PRE-FINISHED

FLOORING

ASPEN DENTAL WILL PURCHASE ALL FLOORING THROUGH A NATIONAL ACCOUNT. (CARPET, WALK-OFF, LVT, VCT, COVE BASE, TRANSITIONS, GLUES) FOR THE JOB. TO RELEASE FLOORING PRODUCT, PLEASE CONTACT CARPET WHOLESALE INC. MR. PAUL KRAWCZYK AT (315) 422-1489 OR E-MAIL aspental@posatoflooring.com
-SEE CONTRACT SCHEDULE FOR REQUIRED MATERIAL ORDER DATES
-SEE ASPEN DENTAL'S CONSTRUCTION CLEAN SPEC. FOR FLOOR CARE OF RECEPTION + OFFICE (VCT) AREAS.

RECEPTION AND OFFICE AREAS:

CPT CARPET TILE:
MANNINGTON CANOPY II
24"x24" TILE
COLOR: 43240 WILDE (ASHLAR PATTERN)

WOC WALK OFF CARPET:
MANNINGTON TRAVERSE WALK-OFF TILE
COLOR: 8407 OCHRE OWL
STRAIGHT PATTERN (ALL ARROWS SAME DIRECTION)

LVT-1 VINYL TILE:
ARMSTRONG LVT LINE
18"x18" NATURAL CREATIONS - CHARGER TURN INSTALL
MYSTIX_TP782 JET NATURAL

LVT-2 VINYL TILE:
ARMSTRONG LVT LINE
18"x18" NATURAL CREATIONS - CHARGER TURN INSTALL
ELEGANT CUTS_THRONDURANGEGOLDEN HARVEST - LINEAR INSTALL

B1 BASE:
ROPPE
4" HIGH RUBBER BASE
#10 BURNISHED BR

C1 SEALED CONCRETE
3 PARTS
NOTE: LEAVE ALL EXTRA TILES IN MECHANICAL ROOM AT END OF JOB

NOTE: BEFORE THE FLOORING INSTALLATION TAKES PLACE THE FOLLOWING MOISTURE LIMITS MUST BE ACHIEVED:
LVT AREAS 80% RH OR 7 LBS. INVER; CARPET TILE AREAS 80% RH OR 5 LBS INVER. THESE TESTS SHOULD BE CONDUCTED IN STRICT ACCORDANCE WITH THE LATEST EDITION OS ASTM F-2010 & ASTM F-1899.

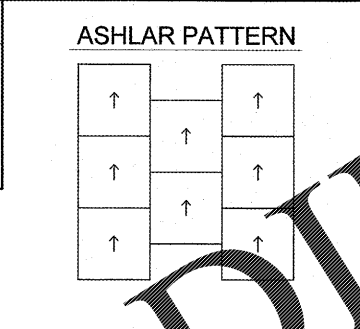
HOLLOW METAL DOOR & FRAME PAINT:

DOOR & WINDOW FRAME SHERWIN WILLIAMS DTM ACRYLIC DEEP BASE 1 GAL MIX	(2) COATS SEMI-GLOSS				
BAC COLORANT	OZ	32	64	128	
B1-BLACK	-	56	1	1	
N1-RAW UMBER	-	7	-	-	
R2-MAROON	-	11	-	-	
Y3-DEEP GOLD	-	52	1	1	

CEILING

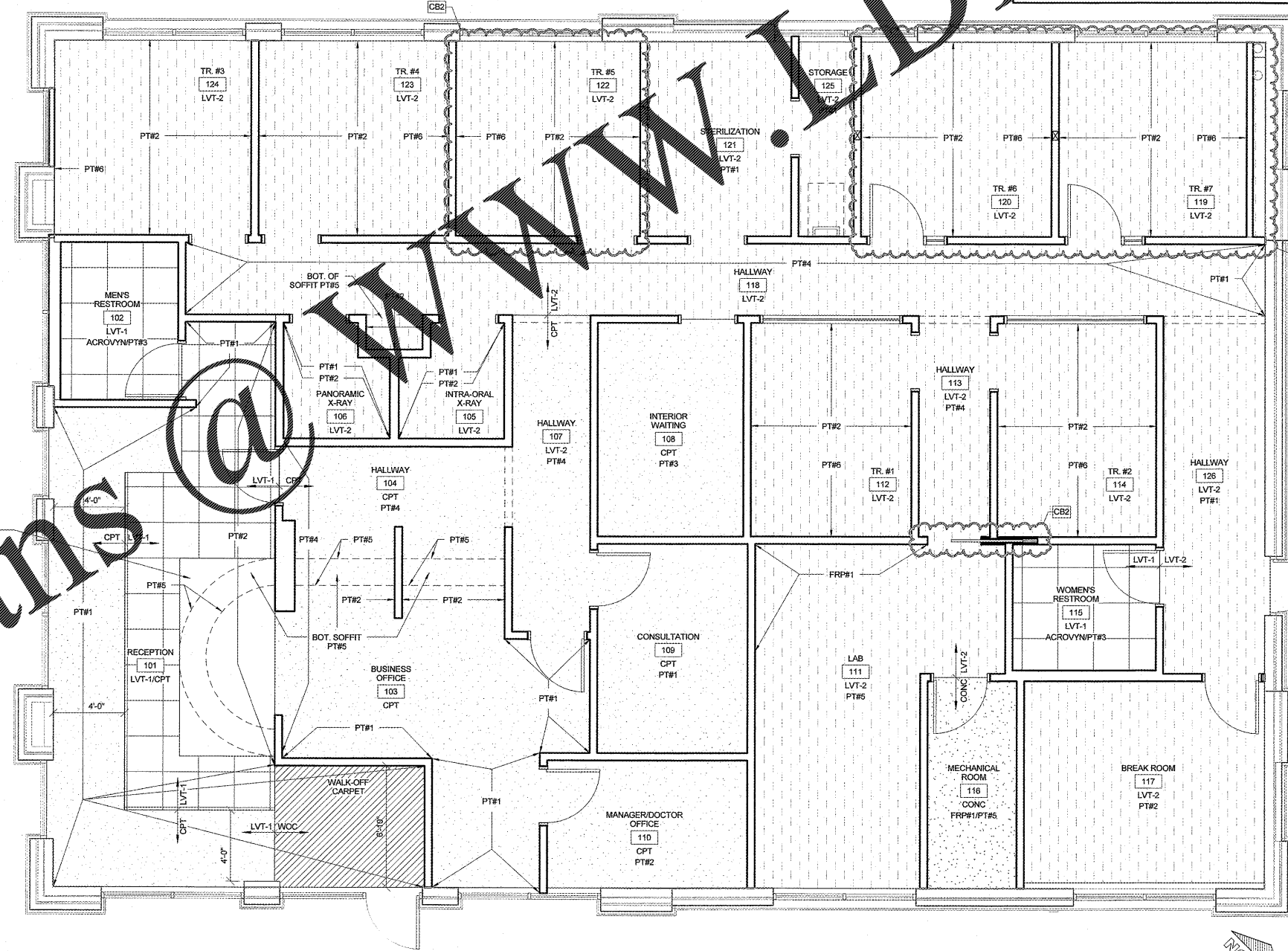
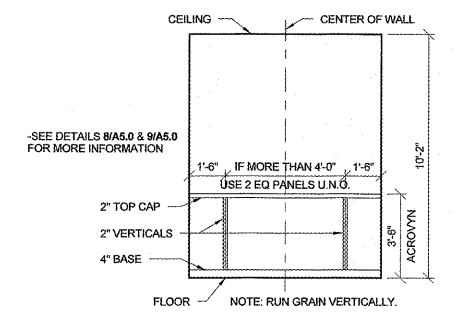
C1	MATERIAL: MANUF: ITEM:	24"x24" ACOUSTICAL PANEL CEILING ARMSTRONG DUNE #1774	* ALL CEILING HEIGHTS ARE AS STATED OR 2" ABOVE WINDOWS
----	------------------------------	---	---

*ALL CEILING HEIGHTS TO BE VERIFIED TO ALLOW REQ'D CLEARANCES FOR ALL M.E.P. FIXTURES, HOLD CEILINGS AS TIGHT AS POSSIBLE. CONTACT EXCEL ENGINEERING INC. IF ANY ISSUES OCCUR WITH CEILING HEIGHTS.
*ANY CEILING TILE ALTERNATES TO BE SUBMITTED TO ASPEN FOR APPROVAL.
*CEILING GRID TO BE 15/16" PRELUDE XL, COLOR: WHITE, 7300 SERIES.



ROOM FINISH REMARKS:

- SEE FINISH PLAN FOR WALL FINISHES IN THIS ROOM
- (ACROVYN) PROVIDE SARATOGA SERIES (#372 CLASSIC MAPLE FINISH) ACROVYN WALL SYSTEM TO 42" A.F.F. INCLUDE: 4" BASE, 2 VERTICAL SEAMS/CORNERS & 2" TOP CAP. REMAINDER OF WALL TO BE PAINTED PT#3. GRAIN TO BE INSTALLED VERTICALLY.
- (FRP#1) PROVIDE FRP TO 42" AFF ON ALL WALLS & PAINT THE REMAINDER OF WALL ABOVE PT#5. FRP SPECIFICATION: CRANE COMPOSITES GLASBORD WHITE OR EQUAL.
- (FRP#1) PROVIDE FRP FROM FLOOR TO CEILING - SEE PLAN FOR LOCATION. FRP SPECIFICATION: CRANE COMPOSITES GLASBORD WHITE OR EQUAL.



REVIEWED FOR CODE COMPLIANCE
JAN 05 2018
RETAIN AT JOB SITE
Approved By: *[Signature]*
CITY OF CAPE GIRARDEAU, Inspection Services

EXCEL ENGINEERING and ARCHITECTURE, P.C.
100 CAMELOT DRIVE
FOND DU LAC, WI 54935
PHONE: (920) 926-9800
WWW.EXCELENGINEER.COM

PROJECT INFORMATION
PROJECT NUMBER 1712680

TENANT BUILD-OUT FOR:
ASPEN DENTAL
3070 WILLIAM ST. • CAPE GIRARDEAU, MO 63703

PROFESSIONAL SEAL
STATE OF MISSOURI
JONATHAN BRINLEY
ARCHITECT
NUMBER 30862-00042

SHEET DATES

SHEET ISSUE	JUNE 1, 2017
REVISIONS	
AD1	JUNE 6, 2017
AD2	JUNE 22, 2017
CB2	DEC. 19, 2017

SHEET INFORMATION

ROOM FINISH PLAN & SCHEDULE
SHEET NUMBER
A6.1

Order Plans

FLOOR FINISH PLAN
SCALE: 1/4" = 1'-0"