

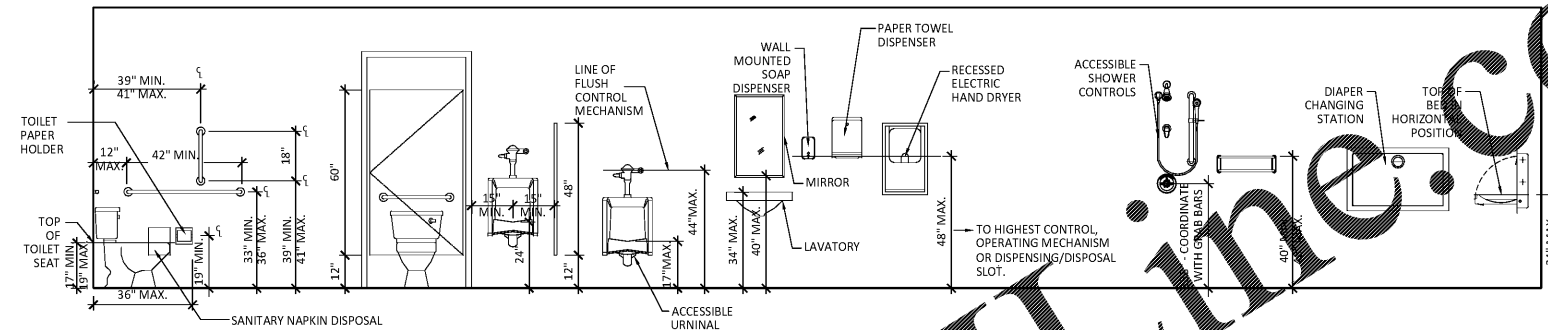
RESTROOM ACCESSORIES SCHEDULE				
MARK	ITEM	MANUFACTURER	MODEL NO.#	MOUNTING HEIGHTS
A1	36" GRAB BARS	BOBRICK (OR EQUAL)	B-6806	3'-0" A.F.F. TO CENTER OF BAR
A2	42" GRAB BARS	BOBRICK (OR EQUAL)	B-6806	3'-0" A.F.F. TO CENTER OF BAR
A3	18" VERTICAL GRAB BARS	BOBRICK (OR EQUAL)	B-6806	3'-4" A.F.F. TO CENTER OF LOWER BAR
C	MIRROR	BOBRICK (OR EQUAL)	B-165	3'-4" A.F.F. TO BTM. OF REFLECTIVE SURFACE
E	TOILET PAPER HOLDER	BOBRICK (OR EQUAL)	S241	1'-5" A.F.F. TO DISPENSER CENTERLINE
F	PAPER TOWEL HOLDER	BOBRICK (OR EQUAL)	2495	4'-0" A.F.F. TO DISPENSER CENTERLINE
G	SOAP DISPENSER	BOBRICK (OR EQUAL)	B-4112	4'-0" A.F.F. TO DISPENSER CENTERLINE
F	TOILET PARTITIONS	BOBRICK (OPTION 1) BRADLEY (OPTION 2)	SCR SIERRA SERIES 1090 BRADMAR SERIES 400	OVERHEAD BRACED OR FLOOR-TO-CEILING

ACCESSORY NOTES:

- G.C. TO FURNISH AND INSTALL SCHEDULED TOILET ACCESSORIES IN RESTROOMS.
- G.C. SHALL INSTALL TOILET ACCESSORIES FURNISHED BY OWNER. SEE ACCESSORIES SCHEDULE.
- PROVIDE BLOCKING AT ALL WALL-HUNG ITEMS.
- ALL ACCESSORIES MUST BE ADA COMPLIANT PER CHAPTER 11 NCSCB.

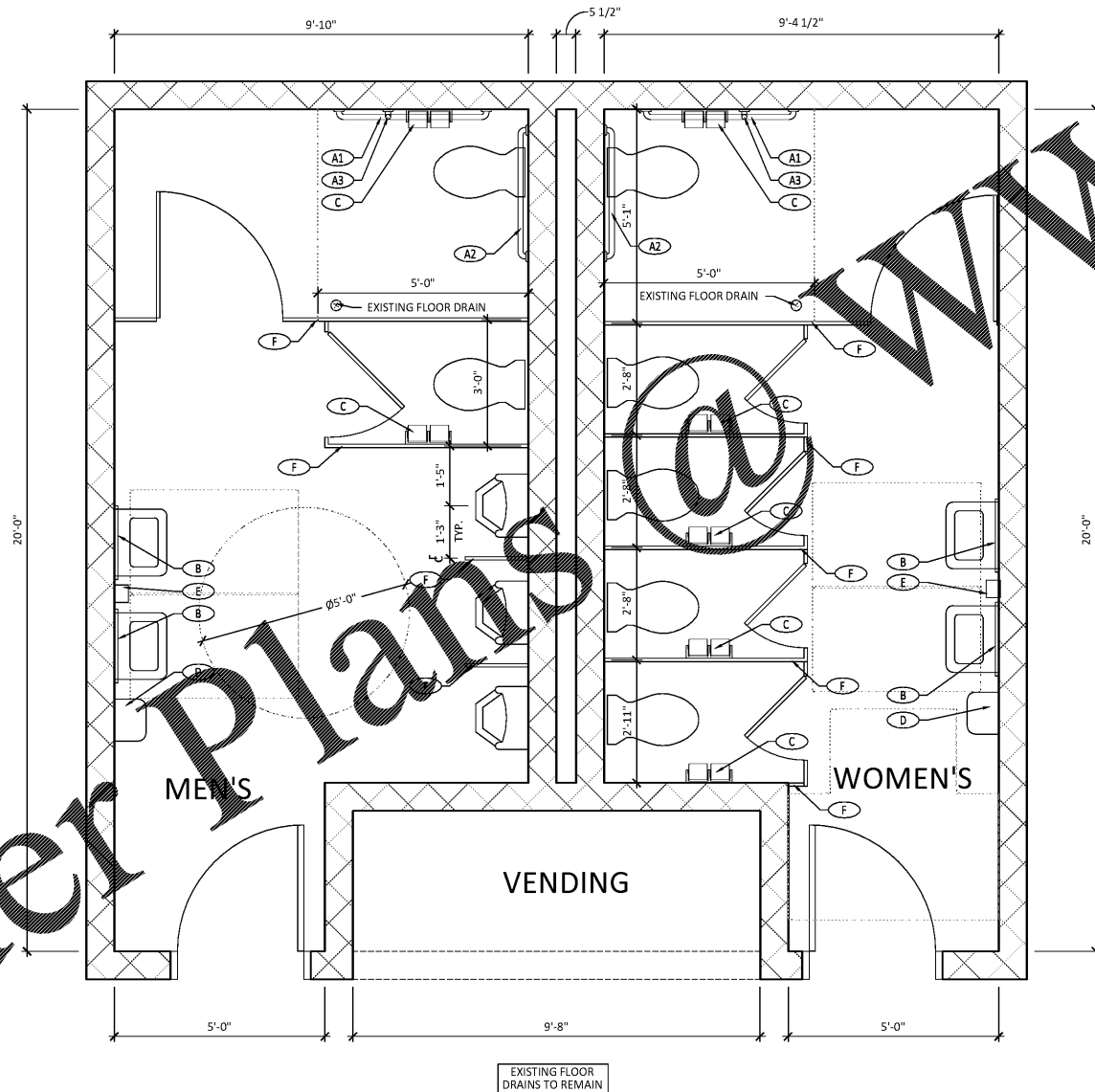
ACCESSIBILITY NOTES:

- G.C. SHALL PROVIDE ADA COMPLIANT DOOR SIGNAGE W/ BRAILLE. SIGNS SHALL BE MOUNTED ON EXTERIOR SIDE AND SHALL INCLUDE THE INTERNATIONAL SYMBOL OF ACCESSIBILITY. FLUSH AND FAUCET CONTROLS SHALL BE OPERABLE W/ ONE HAND AND SHALL NOT REQUIRE TIGHT GRASPING OR TWISTING OF WRIST. THE FORCE TO ACTIVATE THESE CONTROLS SHALL NOT EXCEED 5 LBS.
- FLUSH CONTROLS FOR TOILETS SHALL BE MOUNTED ON THE OPEN SIDE OF THE TOILET.

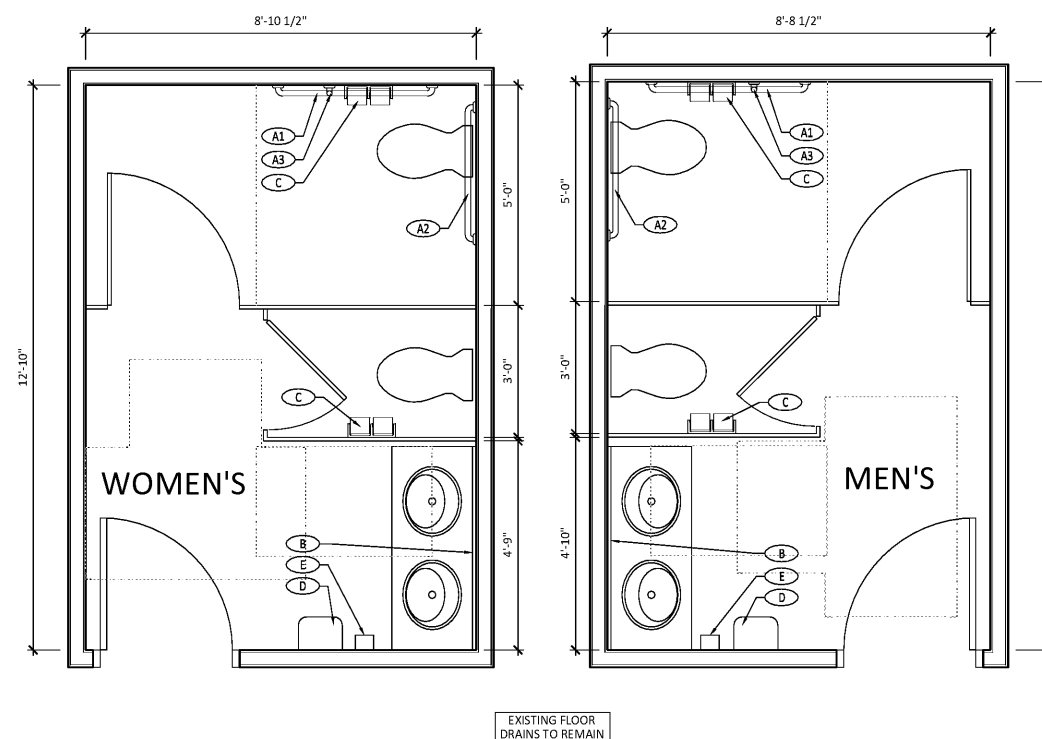


4 TOILET ACCESSORY SCHEDULE  
SCALE: N.T.S.

3 TYPICAL TOILET ACCESSORY MOUNTING HEIGHTS  
SCALE: 3/8" = 1'-0"



2 MAYCO BIGELOW CENTER: ENLARGED RESTROOM FLOOR PLANS  
SCALE: 1/2" = 1'-0"



1 SERTOMA BUILDING: ENLARGED RESTROOM FLOOR PLANS  
SCALE: 1/2" = 1'-0"



Plageman Architecture  
408 S. King St.  
Burlington, NC 27215  
919-226-3933  
www.plagemanarchitecture.com



7/28/2017



INTERIOR RENOVATIONS FOR:  
North Park Restrooms  
BURLINGTON, NC

REVISIONS

JOB NUMBER  
PA1727

DRAWN BY: (PARCH)

SHEET NAME  
NORTH PARK  
RESTROOM PLANS

SHEET NUMBER

A100

COPYRIGHT 2017 - PLAGEMAN ARCHITECTURE - THESE DRAWINGS ARE INSTRUMENTS OF SERVICE INTENDED FOR THE USE OF THIS PROJECT ONLY - ANY REUSE OR REPRODUCTION FOR ANOTHER PROJECT IS STRICTLY PROHIBITED.