




Specifications
 EPL: 1.01 ft
 Length: 23 1/2"
 Width: 13 1/2"
 Height: 5 1/2"
 Weight: 27 lbs




Capable Luminaire
 This item is an A+ capable luminaire, which has been designed and tested to provide consistent color appearance and system-level interoperability.
 • All configurations of this luminaire meet the Acuity Brands' specification for chromatic consistency.
 • This luminaire is A+ Certified when ordered with DTL* controls marked by a [symbol].
 • This luminaire is part of an A+ Certified solution for ROAM® or XPoint™ Wireless control networks, providing out-of-the-box control compatibility with simple commissioning, when ordered with drivers and control options marked by a [symbol].




Specifications
 EPL: 1.01 ft
 Length: 23 1/2"
 Width: 13 1/2"
 Height: 5 1/2"
 Weight: 27 lbs



Capable Luminaire
 This item is an A+ capable luminaire, which has been designed and tested to provide consistent color appearance and system-level interoperability.
 • All configurations of this luminaire meet the Acuity Brands' specification for chromatic consistency.
 • This luminaire is A+ Certified when ordered with DTL* controls marked by a [symbol].
 • This luminaire is part of an A+ Certified solution for ROAM® or XPoint™ Wireless control networks, providing out-of-the-box control compatibility with simple commissioning, when ordered with drivers and control options marked by a [symbol].



Specifications
 EPL: 1.01 ft
 Length: 23 1/2"
 Width: 13 1/2"
 Height: 5 1/2"
 Weight: 27 lbs



Capable Luminaire
 This item is an A+ capable luminaire, which has been designed and tested to provide consistent color appearance and system-level interoperability.
 • All configurations of this luminaire meet the Acuity Brands' specification for chromatic consistency.
 • This luminaire is A+ Certified when ordered with DTL* controls marked by a [symbol].
 • This luminaire is part of an A+ Certified solution for ROAM® or XPoint™ Wireless control networks, providing out-of-the-box control compatibility with simple commissioning, when ordered with drivers and control options marked by a [symbol].

EXAMPLE: DSX1 LED P7 40K T3M MVOLT SPA DBXND


DSX1 LED	Forward optics	Back Box (BBW, ELCW)	Control	Shipping	Shipped included
DSX1 LED	P1 P4 P7	BBW ELCW	WFT	DBXND	DSX1 LED
DSX1 LED	P2 P5 P8	BBW ELCW	WFT	DBXND	DSX1 LED
DSX1 LED	P3 P6 P9	BBW ELCW	WFT	DBXND	DSX1 LED

EXAMPLE: DSX1 LED P7 40K T3M MVOLT SPA DBXND

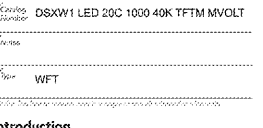
DSX1 LED	Forward optics	Back Box (BBW, ELCW)	Control	Shipping	Shipped included
DSX1 LED	P1 P4 P7	BBW ELCW	WFT	DBXND	DSX1 LED
DSX1 LED	P2 P5 P8	BBW ELCW	WFT	DBXND	DSX1 LED
DSX1 LED	P3 P6 P9	BBW ELCW	WFT	DBXND	DSX1 LED

EXAMPLE: DSX1 LED P7 40K T3M MVOLT SPA DBXND

DSX1 LED	Forward optics	Back Box (BBW, ELCW)	Control	Shipping	Shipped included
DSX1 LED	P1 P4 P7	BBW ELCW	WFT	DBXND	DSX1 LED
DSX1 LED	P2 P5 P8	BBW ELCW	WFT	DBXND	DSX1 LED
DSX1 LED	P3 P6 P9	BBW ELCW	WFT	DBXND	DSX1 LED



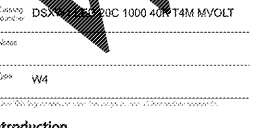
Specifications Luminaire
 Width: 13 1/2"
 Depth: 4 1/2"
 Height: 6 3/8"



Introduction
 The D-Series Wall luminaire is a stylish, fully integrated LED solution for building-mount applications. It features a sleek, modern design and is carefully engineered to provide long-lasting, energy-efficient lighting with a variety of optical and control options for customized performance.
 With an expected service life of over 20 years of nighttime use and up to 74% in energy savings over comparable 250W metal halide luminaires, the D-Series Wall is a reliable, low-maintenance lighting solution that produces sites that are exceptionally illuminated.



Specifications Luminaire
 Width: 13 1/2"
 Depth: 4 1/2"
 Height: 6 3/8"



Introduction
 The D-Series Wall luminaire is a stylish, fully integrated LED solution for building-mount applications. It features a sleek, modern design and is carefully engineered to provide long-lasting, energy-efficient lighting with a variety of optical and control options for customized performance.
 With an expected service life of over 20 years of nighttime use and up to 74% in energy savings over comparable 250W metal halide luminaires, the D-Series Wall is a reliable, low-maintenance lighting solution that produces sites that are exceptionally illuminated.

EXAMPLE: DSXW1 LED 20C 1000 40K T3M MVOLT DBXTX

DSXW1 LED	Forward optics	Back Box (BBW, ELCW)	Control	Shipping	Shipped included
DSXW1 LED	P1 P4 P7	BBW ELCW	WFT	DBXTX	DSXW1 LED
DSXW1 LED	P2 P5 P8	BBW ELCW	WFT	DBXTX	DSXW1 LED
DSXW1 LED	P3 P6 P9	BBW ELCW	WFT	DBXTX	DSXW1 LED

EXAMPLE: DSXW1 LED 20C 1000 40K T3M MVOLT DBXTX

DSXW1 LED	Forward optics	Back Box (BBW, ELCW)	Control	Shipping	Shipped included
DSXW1 LED	P1 P4 P7	BBW ELCW	WFT	DBXTX	DSXW1 LED
DSXW1 LED	P2 P5 P8	BBW ELCW	WFT	DBXTX	DSXW1 LED
DSXW1 LED	P3 P6 P9	BBW ELCW	WFT	DBXTX	DSXW1 LED

TYPE D'


TYPE D'	Forward optics	Back Box (BBW, ELCW)	Control	Shipping	Shipped included
TYPE D'	P1 P4 P7	BBW ELCW	WFT	DBXTX	TYPE D'
TYPE D'	P2 P5 P8	BBW ELCW	WFT	DBXTX	TYPE D'
TYPE D'	P3 P6 P9	BBW ELCW	WFT	DBXTX	TYPE D'

Accessories
 DSXW1 LED 20C 1000 40K T3M MVOLT DBXTX
 DSXW1 LED 20C 1000 40K T4M MVOLT DBXTX
 DSXW1 LED 20C 1000 40K T3M MVOLT DBXTX

Accessories
 DSXW1 LED 20C 1000 40K T3M MVOLT DBXTX
 DSXW1 LED 20C 1000 40K T4M MVOLT DBXTX
 DSXW1 LED 20C 1000 40K T3M MVOLT DBXTX

Accessories
 TYPE D' 20C 1000 40K T3M MVOLT DBXTX
 TYPE D' 20C 1000 40K T4M MVOLT DBXTX
 TYPE D' 20C 1000 40K T3M MVOLT DBXTX

FIXTURE NOTE:
 FIXTURE SHOWN ON THIS SHEET IS FOR REFERENCE ONLY. SEE ACTUAL FIXTURE SCHEDULE ELSEWHERE IN THIS DOCUMENT FOR ACTUAL CATALOG NUMBER AND DESCRIPTION.



TO THE BEST OF THE KNOWLEDGE OF THE ARCHITECTS AND ENGINEERS, PLANS AND SPECIFICATIONS COMPLY WITH THE APPLICABLE MINIMUM BUILDING CODES AND THE APPLICABLE MINIMUM FIRE SAFETY STANDARDS.

SOUHEIL CHEHAYEB, P.E.
 FL License No. 49521

no.	date	revision descriptions

STARBUCKS SHELL CONSTRUCTION
 2500 MONUMENT ROAD
 JACKSONVILLE, FL

12.13.17
 date
 17047
 comm. no.

FIXTURE INFORMATION

E1.2

CHEHAYEB & ASSOCIATES, INC.
 CONSULTING PROFESSIONAL ENGINEERS
 8702 AZEEL ST.
 TAMPA, FL 33609
 (813) 876-1415
 (fax) 876-0913
 LIC. #49521 SOUHEIL CHEHAYEB CERT. #7340
 17-110