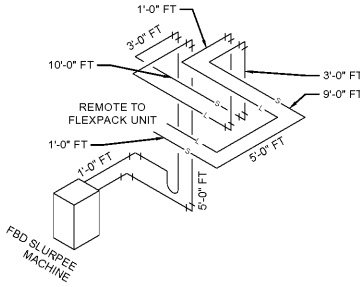


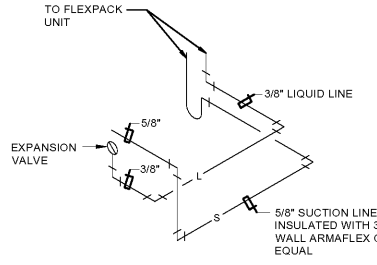
SEAL:

FOR
INFORMATION
ONLY



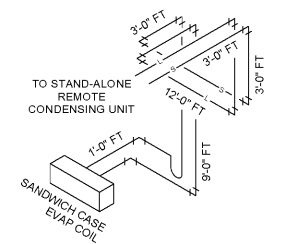
SLURPEE MACHINE (EACH) LIQUID AND SUCTION REFRIGERANT LINE LENGTHS

DESIGN NOTES:
• AT SLURPEE MACHINE, THERE IS ONE (1) ELBOW.
• THE P-TRAP IS EQUIVALENT TO THREE (3) ELBOWS.
• THE REMAINDER OF THE LINE RUN SHOWS FIVE (5) ELBOWS.
• (12) 5/8" ELBOWS; EQUIVALENT LINE LENGTH = 24'-0"
• 5/8" LINE LENGTH = 38'-0"
• TOTAL LINEAL LINE LENGTH = 62'-0"
• SUCTION LINE SIZE = 5/8"
• LIQUID LINE SIZE = 3/8"
• COMPRESSOR IN FBD MACHINE



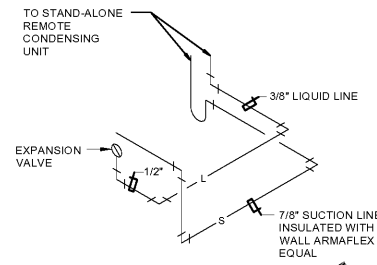
SLURPEE MACHINE (EACH) LIQUID AND SUCTION REFRIGERANT LINE SIZES

INSTALLATION NOTES:
• MAXIMUM LINE LENGTH SHALL NOT EXCEED 100'-0".
• LINE SETS SHALL BE MEASURED AND CUT TO FIT TOTAL DEVELOPED LENGTH AS TO NOT HAVE ANY REMAINING COIL OF TUBING ON-SITE.



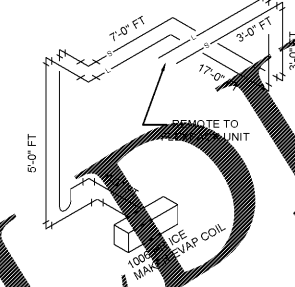
SANDWICH CASE LIQUID AND SUCTION REFRIGERANT LINE LENGTHS

DESIGN NOTES:
• AT SANDWICH CASE EVAP, THERE IS ONE (1) ELBOW.
• THE P-TRAP IS EQUIVALENT TO THREE (3) ELBOWS.
• THE REMAINDER OF THE LINE RUN SHOWS FIVE (5) ELBOWS.
• LINE SIZING TABLE 24 FROM THE MANUAL SHOWS 13,900 BTUH REQUIRES A 7/8" SUCTION FOR UP TO 50'-0" OF EQUIVALENT LINE LENGTH.



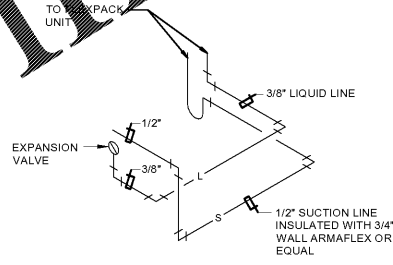
SANDWICH CASE LIQUID AND SUCTION REFRIGERANT LINE SIZES

INSTALLATION NOTES:
• <45° (<15° VERTICAL) PREFERRED OPT.
• <65° (<15° VERTICAL) PREFERRED OPT.



1006 HR ICE MAKER LIQUID AND SUCTION REFRIGERANT LINE LENGTHS

DESIGN NOTES:
• AT 1006 HR ICE MAKER, THERE IS ONE (1) ELBOW.
• THE P-TRAP IS EQUIVALENT TO THREE (3) ELBOWS.
• THE REMAINDER OF THE LINE RUN SHOWS FIVE (5) ELBOWS.
• (10) 1/2" ELBOWS; EQUIVALENT LINE LENGTH = 10'-0"
• 1/2" LINE LENGTH = 35'-0"
• TOTAL LINEAL LINE LENGTH = 45'-0"
• SUCTION LINE SIZE = 1/2"
• LIQUID LINE SIZE = 3/8"
• COMPRESSOR IN ICE MAKER



1006 HR ICE MAKER LIQUID AND SUCTION REFRIGERANT LINE SIZES

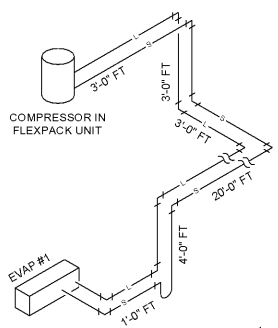
INSTALLATION NOTES:
• PROVIDE WITH 60'-0" PRE-CHARGED LINE SET.
• MAXIMUM RISE IS 35'-0".
• LINE SETS SHALL BE MEASURED AND CUT TO FIT TOTAL DEVELOPED LENGTH AS TO NOT HAVE ANY REMAINING COIL OF TUBING ON-SITE.

REFER TO REFRIGERATION INSTALLATION MANUAL
HTTP://WWW.ICEOMATIC.COM/SERVICE-AND-SUPPORT/SERVICE-DOCUMENTATION/

6 SLURPEE MACHINE (EACH)
N.T.S.

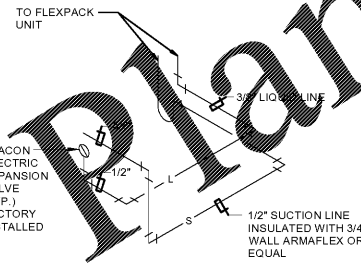
5 SANDWICH CASE
N.T.S.

4 1006 HR ICE MAKER
N.T.S.



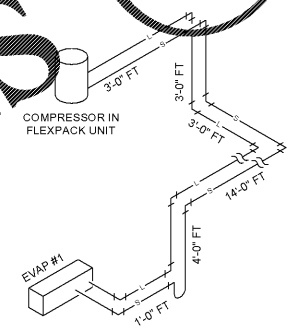
VAULT ICE MERCHANDISER LIQUID AND SUCTION REFRIGERANT LINE LENGTHS

DESIGN NOTES:
• AT EVAP #1, THERE IS ONE (1) ELBOW.
• THE P-TRAP IS EQUIVALENT TO THREE (3) ELBOWS.
• THE REMAINDER OF THE LINE RUN SHOWS FIVE (5) ELBOWS.
• LINE SIZING TABLE 24 FROM THE MANUAL SHOWS 7,070 BTUH REQUIRES A 1/2" SUCTION FOR UP TO 50'-0" OF EQUIVALENT LINE LENGTH.
• HORIZONTAL SUCTION LINES SHOULD SLOPE AWAY FROM THE EVAPORATOR TOWARD THE COMPRESSOR AT THE RATE OF 1/4 INCH PER 10 FOOT FOR GOOD OIL RETURN.



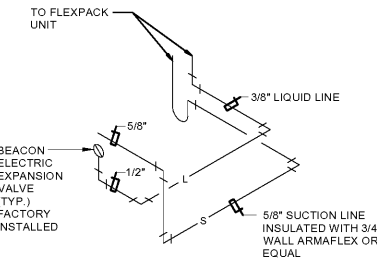
VAULT ICE MERCHANDISER LIQUID AND SUCTION REFRIGERANT LINE SIZES

LINE SIZING - 7,070 BTUH @ +10°F:
• (9) 1/2" ELBOWS; EQUIVALENT LINE LENGTH = 9'-0"
• 1/2" LINE LENGTH = 34'-0"
• TOTAL LINEAL LINE LENGTH = 43'-0"
• SUCTION LINE SIZE = 1/2"
• LIQUID LINE SIZE = 3/8"



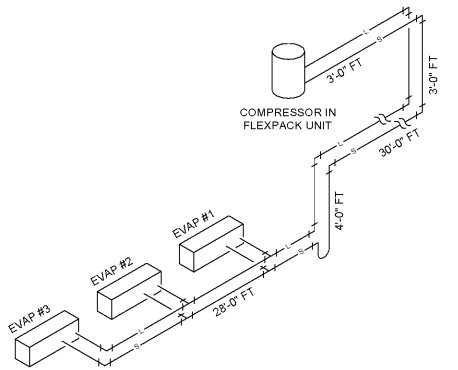
VAULT FREEZER LIQUID AND SUCTION REFRIGERANT LINE LENGTHS

DESIGN NOTES:
• AT EVAP #1 AND THERE IS ONE (1) ELBOW.
• THE P-TRAP IS EQUIVALENT TO THREE (3) ELBOWS.
• THE REMAINDER OF THE LINE RUN SHOWS FIVE (5) ELBOWS.
• LINE SIZING TABLE 24 FROM THE MANUAL SHOWS 5,000 BTUH REQUIRES A 5/8" SUCTION FOR UP TO 50'-0" OF EQUIVALENT LINE LENGTH.
• HORIZONTAL SUCTION LINES SHOULD SLOPE AWAY FROM THE EVAPORATOR TOWARD THE COMPRESSOR AT THE RATE OF 1/4 INCH PER 10 FOOT FOR GOOD OIL RETURN.



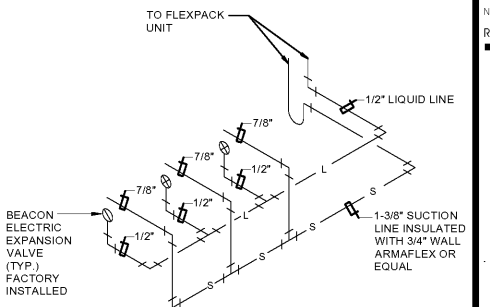
VAULT FREEZER LIQUID AND SUCTION REFRIGERANT LINE SIZES

LINE SIZING - 5,000 BTUH @ -20°F:
• (9) 5/8" ELBOWS; EQUIVALENT LINE LENGTH = 18'-0"
• 5/8" LINE LENGTH = 28'-0"
• TOTAL LINEAL LINE LENGTH = 46'-0"
• SUCTION LINE SIZE = 5/8"
• LIQUID LINE SIZE = 3/8"



VAULT COOLER LIQUID AND SUCTION REFRIGERANT LINE LENGTHS

DESIGN NOTES:
• AT EVAP #1 AND #2 THERE IS ONE (1) TEE EACH.
• AT EVAP #3 THERE IS ONE (1) ELBOW.
• THE P-TRAP IS EQUIVALENT TO THREE (3) ELBOWS.
• THE REMAINDER OF THE LINE RUN SHOWS FOUR (4) ELBOWS.
• LINE SIZING TABLE 24 FROM THE MANUAL SHOWS 41,000 BTUH REQUIRES A 1-3/8" SUCTION FOR UP TO 150'-0" OF EQUIVALENT LINE LENGTH.
• HORIZONTAL SUCTION LINES SHOULD SLOPE AWAY FROM THE EVAPORATOR TOWARD THE COMPRESSOR AT THE RATE OF 1/4 INCH PER 10 FOOT FOR GOOD OIL RETURN.



VAULT COOLER LIQUID AND SUCTION REFRIGERANT LINE SIZES

LINE SIZING - 41,000 BTUH @ +20°F:
• (8) 1-3/8" ELBOWS; EQUIVALENT LINE LENGTH = 32'-0"
• (2) 1-3/8" TEES; EQUIVALENT LINE LENGTH = 5'-0"
• 1-3/8" LINE LENGTH = 68'-0"
• TOTAL LINEAL LINE LENGTH = 105'-0"
• SUCTION LINE SIZE = 1-3/8"
• LIQUID LINE SIZE = 1/2"

PIPING DIAGRAM FOR THE R404A LOW TEMPERATURE (+10°F SST) FREEZER REFRIGERATION SYSTEM
REFER TO REFRIGERATION INSTALLATION MANUAL FOR LONGER LINE RUNS.
HTTP://WWW.HEATCRAFTRPD.COM/PDF/MISC/EM.PDF

PIPING DIAGRAM FOR THE R404A LOW TEMPERATURE (-20°F SST) FREEZER REFRIGERATION SYSTEM
REFER TO REFRIGERATION INSTALLATION MANUAL FOR LONGER LINE RUNS.
HTTP://WWW.HEATCRAFTRPD.COM/PDF/MISC/EM.PDF

PIPING DIAGRAM FOR THE R404A MEDIUM TEMPERATURE (+20°F SST) COOLER REFRIGERATION SYSTEM
REFER TO REFRIGERATION INSTALLATION MANUAL FOR LONGER LINE RUNS.
HTTP://WWW.HEATCRAFTRPD.COM/PDF/MISC/EM.PDF

3 VAULT ICE MERCHANDISER
N.T.S.

2 VAULT FREEZER
N.T.S.

1 VAULT COOLER
N.T.S.

NO. DATE REMARKS
REVISIONS



BID SET
JANUARY 8, 2018

7-ELEVEN
STORE #32810

5544 RONALD REAGAN PARKWAY
DAVENPORT, FL
33896

PROJECT NO: 2016.0305
DATE: MAY 31, 2017

M1.3
FLEXPACK RISER DETAILS

CHECKED: AS DRAWN: MM

Order Plans @

WWW.IDIline.com

INTERPLAN reserves copyright and other rights restricting these documents to the original site or purpose for which they were prepared. Reproductions, changes or assignments are prohibited. COPYRIGHT © 2016