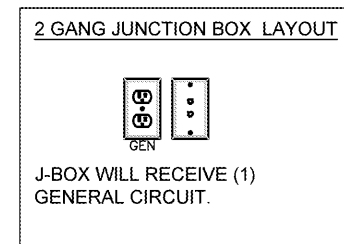
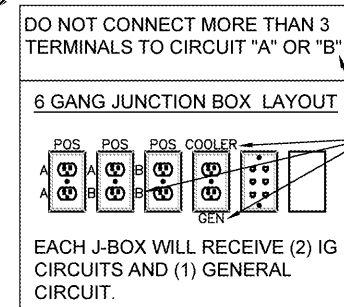
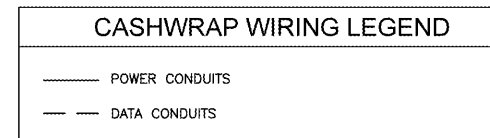


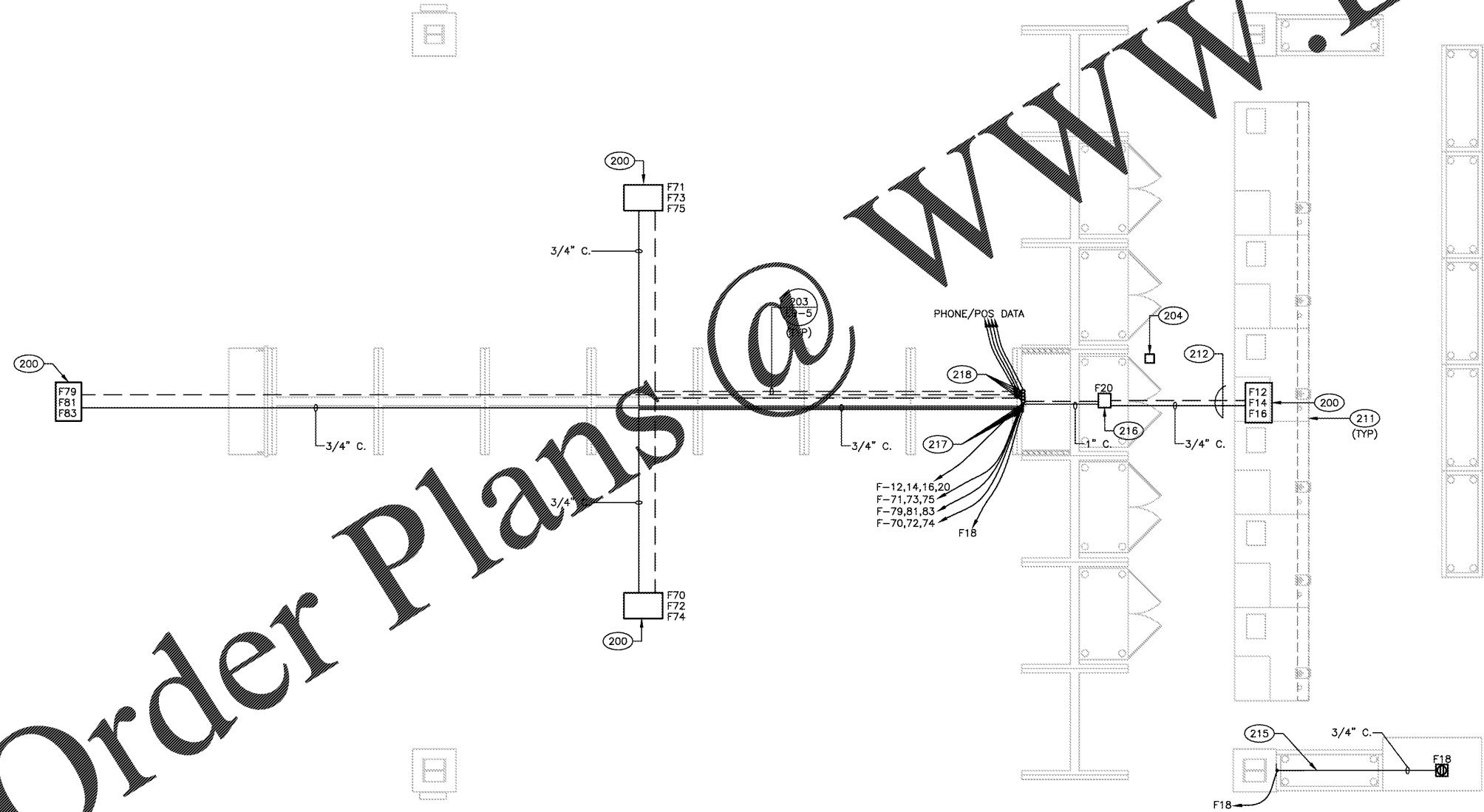
**CASHWRAP GENERAL NOTES**

- CASHWRAPS ARE PROVIDED WITH POWER STRIPS INSTALLED BY CASHWRAP MANUFACTURER.
- ELECTRICAL CONTRACTOR SHALL CONNECT, TEST AND REPAIR ALL DEVICES AS REQUIRED FOR A COMPLETE CODE-COMPLIANT SYSTEM.
- COORDINATE AND CONFIRM LOCATIONS OF DEVICES AND CONDUIT SUB-UPS, AND CASHWRAP CHASES AND KNOCKOUTS WITH G.C., ARCHITECTURAL DRAWINGS AND CASHWRAP SHOP DRAWINGS.
- FINAL CONNECTIONS, HUBS, AND WIRING FOR POS AND TELEPHONE SYSTEMS ARE PROVIDED AND INSTALLED BY SPENCER ENGINEERING AND LUCENT TECHNOLOGY RESPECTIVELY.
- FINAL CONNECTIONS AND WIRING FOR MUSIC SYSTEM ARE PROVIDED AND INSTALLED BY MUSIC VENDOR.
- CONDUIT ROUTING IS SHOWN FOR SCHEMATIC PURPOSES ONLY. CONTRACTOR TO FIELD VERIFY ALL CONDUIT ROUTING PRIOR TO INSTALLATION.

CASHWRAP CODED NOTES SCHEDULE						
Coded Note	Type	Manufacturer/Model	Color	Mount Height	Use	Notes
200	6-Gang Floorbox	Hubbell CF86G30RCR Floor Box, Hubbell mounting plates: (4) FBMPDUP, (1) FBMPGKS, (1) FBMPBKN, and Hubbell #CFB51R8CVRNKL coverplate, or equal	Satin Nickel	Floor	Modular Cashwrap Slab on Grade Conditions	(4) Duplex and 6 data ports in single floor box.
204	G.C. to install delivery door buzzer and buzzer system transformer in j-box mounted to unistrut above lights. Install buzzer low voltage wiring to buzzer at manager's desk, pushbutton at delivery door, and pushbutton at front door. Refer to buzzer system detail for additional requirements.					
211	G.C. to run all cords through pre-cut electrical chases in cashwrap to floorbox					
212	Run conduit from ceiling down to void in backwrap and trench j-box locations as shown.					
215					Beverage cooler power	Provide power to this location for trenching over to floor outlet. Coordinate with Vendor.
216	2-Gang Floorbox	Hubbell S1PF8 Floor Box, Hubbell #S1SPDUSL mounting plate WITH ISF2BK 2-port data plate, and Hubbell #S1CFCAL coverplate, or equal	Satin Nickel	Floor	Backwrap power and Phone	Duplex and phone ports in single floor box.
217	From panel provide (1) 1-1/4" conduit overhead to j-box mounted at structure above void at backwrap. From j-box run (1) 1" and (4) 3/4" conduits down through void to trench in floor for power.					
218	Route conduit with pull string for data from network rack to pull box mounted at structure above void at backwrap. Route individual conduits from pull box, down through void to trench in floor. Refer to conduit riser diagram for conduit sizes					



CONTRACTOR TO ADD LABELS TO THE FLOOR BOX (USING A LABEL MAKER) PER THE DETAIL



Order Plans @ WWW.LDILine.com

REMODEL STORE

**OLD NAVY**

REPS. I.D.: 00000131847

STORE NUMBER: 5724

STORE LOCATION: BUCKHEAD STATION  
 1 BUCKHEAD LOOP NE  
 ATLANTA, GA 30326

DESIGN TYPE: P3  
 GENERATION: 18012  
 PROTOTYPE DATE: 08/31/17  
 OPENING: 2018

CONSULTANT INFO:

**M-Engineering**  
 750 Brookside Blvd.  
 Westerville, Ohio 43081  
 phone: 614.939.4039  
 fax: 614.939.2222  
 www.mengineering.us.com

PROFESSIONAL STAMP:

ARCHITECT INFO:

**brr**

ARCHITECT OF RECORD:  
 BOYD W. RAU  
 6700 ANTIPOCH PLAZA  
 SUITE 300  
 MERRIAM, KS 66204  
 www.brrarch.com  
 TEL: 913-263-9095  
 FAX: 913-262-9044

ISSUE TYPE:  
 BID/PERMIT 01/05/18

REVISIONS:

DRAWN BY: AMH  
 A/E JOB NUMBER: 65013029/1742070

TITLE SHEET:  
 CASHWRAP DETAILS

SHEET NUMBER:  
**E6-0**