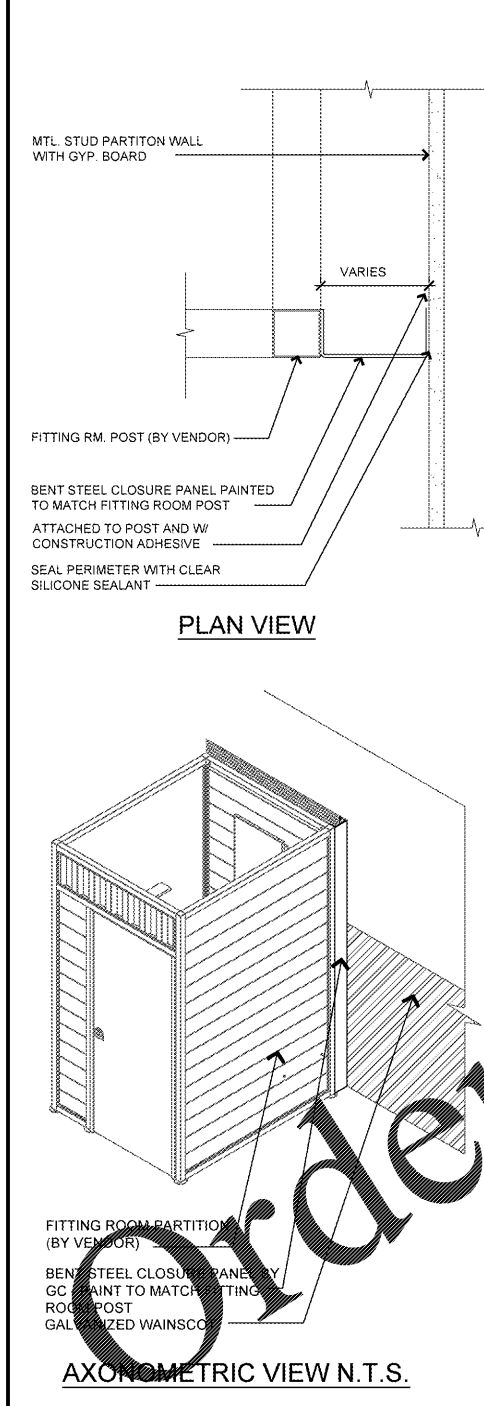
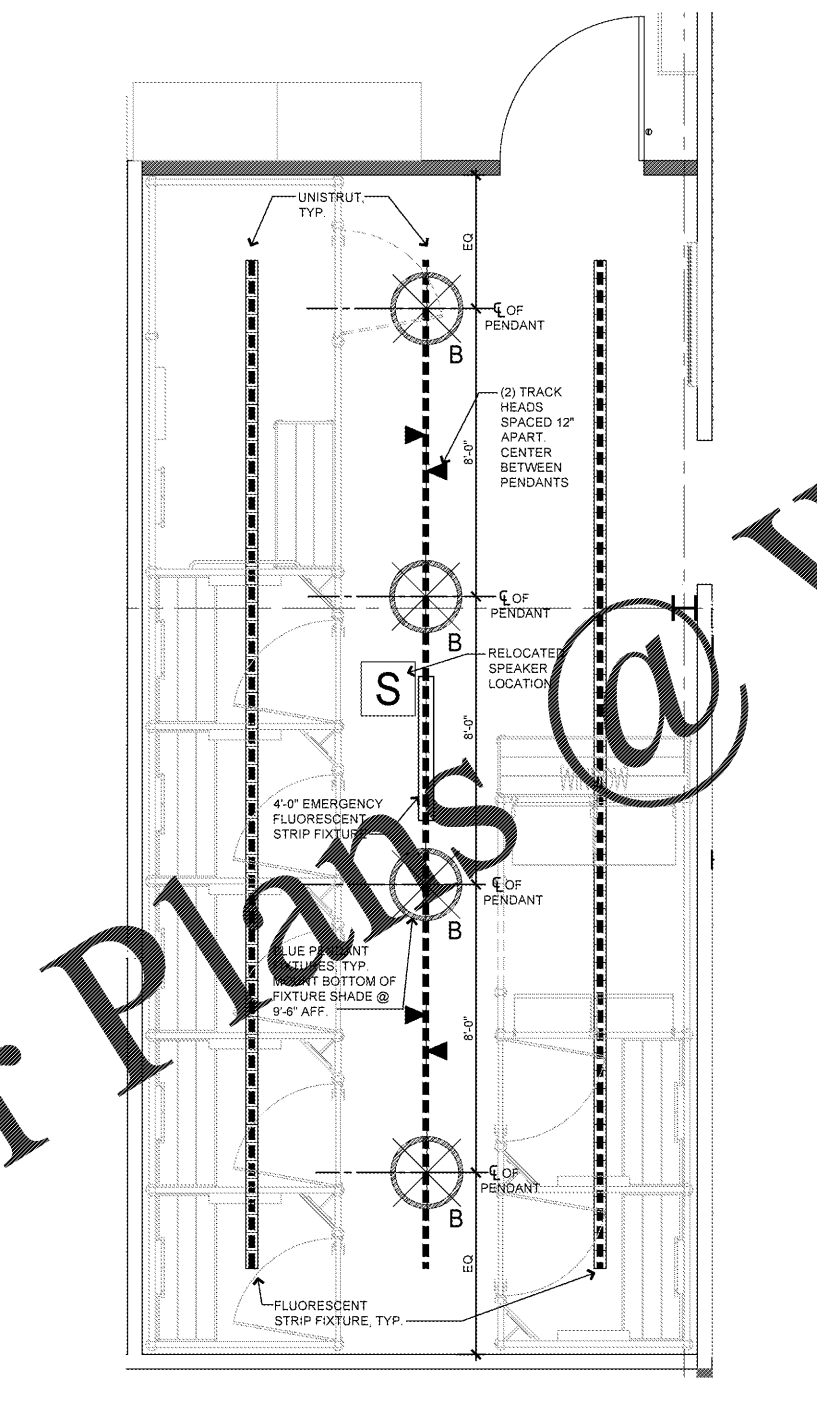


FITTING ROOM ANCHORAGE SCALE: 3" = 1'-0" 12

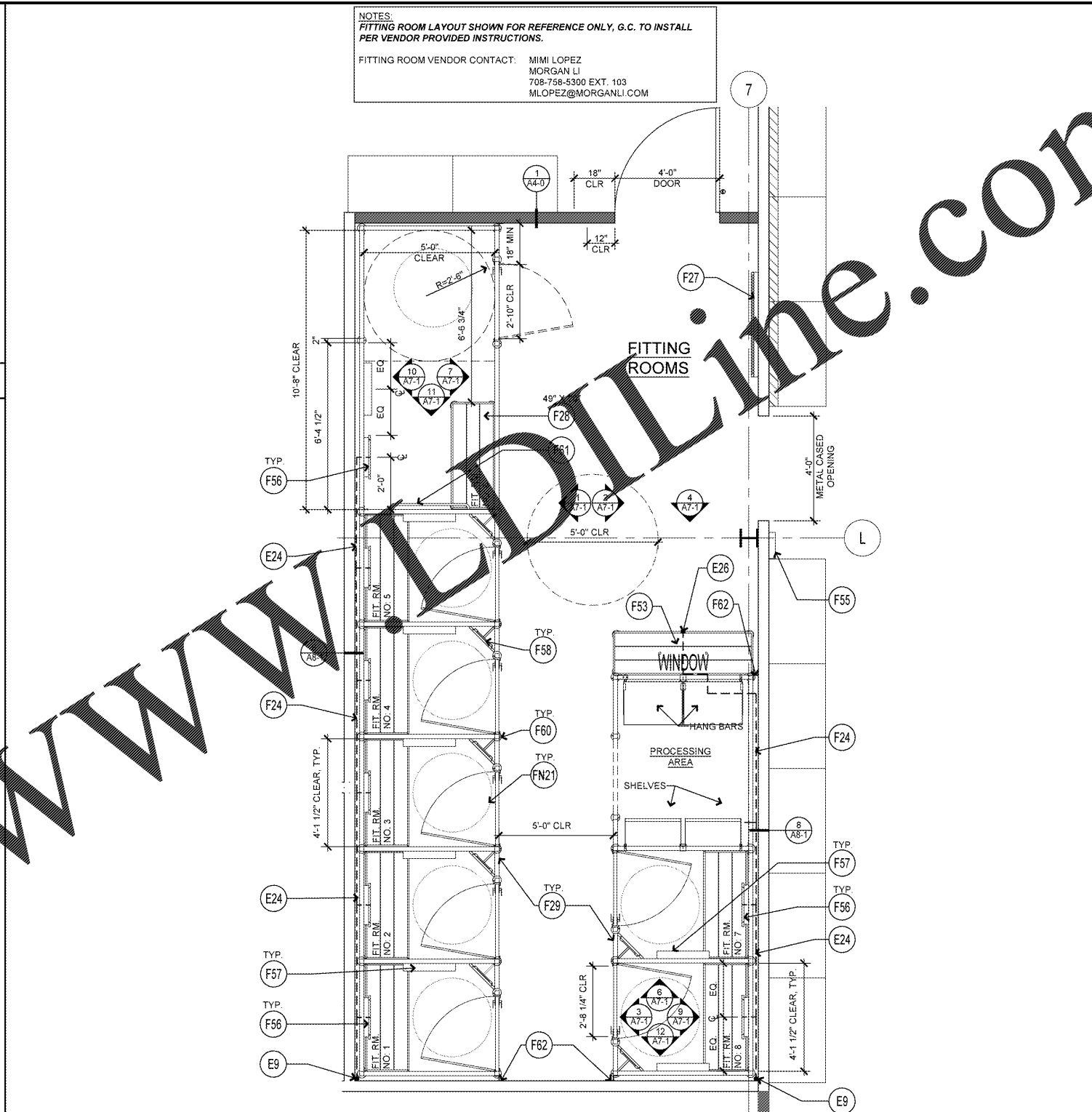
ELECTRICAL CONDUIT DETAIL @ FITTING ROOMS SCALE: NTS 8



FITTING ROOM CLOSURE PANEL DETAIL SCALE: NTS 9



ENLARGED FITTING ROOM REFLECTED CEILING PLAN SCALE: 3/8" = 1'-0" 7



ENLARGED FITTING ROOM AREA FLOOR PLAN SCALE: 3/8" = 1'-0" 1

KEY	DESCRIPTION	DET/SHT	KEY	DESCRIPTION	DET/SHT	KEY	DESCRIPTION	DET/SHT	KEY	DESCRIPTION	DET/SHT	
FIXTURES			FINISHES			GRAPHICS			GENERAL NOTES			
F24	CAP VOID SPACE WITH WIRE MESH	8 / A8-1	F30	CORNER MIRROR, TYP.	-	F31	FITTING ROOM 36" DIAMETER FLOOR MAT	-	1	FITTING ROOMS SHOWN FOR REFERENCE ONLY. SEE SHOP DRAWINGS FOR INSTALLATION / ASSEMBLY.	1 / A10-0	
F27	10'-0" H T" MIRROR END PANEL MOUNTED TO WALL @ 4" A.F.F. TO BOTTOM RAIL. G.C. TO PROVIDE BLOCKING IN WALL.	7 / A8-0	F32	PREFABRICATED FITTING ROOM PARTITION ANCHOR LOCATION	12 / -	F32	CLOSURE PANEL	9 / -	2	ALL FITTING ROOMS MUST BE INSTALLED LEVEL & PLUMB.	2 / A10-0	
F28	FITTING ROOM BENCH ANCHORED TO FLOOR	-	ELECTRICAL			ROUTE (1) ELEC. CONDUIT FROM ABOVE TO BEHIND FITTING ROOMS WHERE INDICATED. INSTALL / ROUTE CONDUIT AS TIGHT AS POSSIBLE TO BACKSIDE OF F.R. WALL TO POWER LIGHTING IN DESIGNATED OPENINGS.			8 / -	3	ELECTRICAL WORK FOR FITTING ROOM'S LIGHTING AND GRAB BAR BLOCKING SHOULD BE COMPLETED PRIOR TO BOOTSET FIXTURE INSTALLATION.	3 / A10-0
F29	PREFABRICATED FITTING ROOM PARTITIONS	-	E9	USB PORT	-	RUN (1) ELEC. CONDUIT ALONG SIDES & BACK OF ROOMS FOR MIRRORS & KEEP CONDUIT TIGHT TO FITTING ROOMS.			8 / -	4	FURNISH AND INSTALL CLEAR SEALANT AT GAPS AROUND ALL THE FITTING ROOMS - TYP.	4 / A10-0
F30	FITTING ROOM AREA LOUNGE DESK FIXTURE	8 / A8-0										
F33	FITTING ROOM AREA LOUNGE BENCH	6 / A8-0										
F34	PRICE CHECKER	A8-2										
F35	MIRROR WITH LIGHT FIXTURE EACH SIDE	9 / A7-1										
F37	24" SHELF W/ HANGBAR, TYP.	-										

FITTING ROOM PLAN KEY NOTES

NOTES:
 FITTING ROOM LAYOUT SHOWN FOR REFERENCE ONLY. G.C. TO INSTALL PER VENDOR PROVIDED INSTRUCTIONS.
 FITTING ROOM VENDOR CONTACT: MIMI LOPEZ
 MORGAN LI
 708-758-5300 EXT. 103
 MLOPEZ@MORGANLI.COM

REMODEL STORE

OLD NAVY

REP. I.D. 00000131847

STORE NUMBER: 5724

STORE LOCATION: BUCKHEAD STATION
 1 BUCKHEAD LOOP NE
 ATLANTA, GA 30326

DESIGN TYPE: P3
 GENERATION: 18012
 PROTOTYPE DATE: 08/31/17
 OPENING: 2018

CONSULTANT INFO:

PROFESSIONAL STAMP:

ARCHITECT INFO:
brr
 ARCHITECT OF RECORD:
 BOYD W. RAY
 6709 ANTIPOCH PLAZA
 SUITE 300
 MERRILL, MS 38704
 www.brrarch.com
 TEL: 913-263-9095
 FAX: 913-262-9044

ISSUE TYPE:
 BID/PERMIT 01/05/18

REVISIONS:

DRAWN BY: CAR
 A/E JOB NUMBER: 65013029

TITLE SHEET:
 ENLARGED FITTING ROOM
 PLAN AND RCP

SHEET NUMBER:
A7-0