
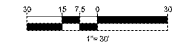


Order Plans





PROPOSED WATERLINE 'A' PROFILE
SCALE 1" = 30' HORIZONTAL
1" = 3' VERTICAL

FOR CONSTRUCTION AND INSTALLATION NOTES,
SEE UTILITY PLAN SHEETS C-16 TO C-19.



| REVISIONS | BY |
|--|----|
| △ REVISED PER COUNTY AND TOWN COMMENTS | |
| △ REVISED PER COUNTY AND TOWN COMMENTS | |
| △ REVISED PER COUNTY AND TOWN COMMENTS | |
| △ REVISED PER COUNTY AND TOWN COMMENTS | |
| △ REVISED PER COUNTY AND TOWN COMMENTS | |


 THE FOLLOWING STATE REGISTRATION INFORMATION IS FOR INFORMATIONAL PURPOSES ONLY. IT DOES NOT CONSTITUTE A GUARANTEE OF THE QUALITY OF THE SERVICES PROVIDED BY BOHLER ENGINEERING, INC. THE QUALITY OF THE SERVICES PROVIDED BY BOHLER ENGINEERING, INC. IS SUBJECT TO THE TERMS AND CONDITIONS OF THE PROFESSIONAL SERVICES AGREEMENT.
BOHLER ENGINEERING
 22636 DAVIS DRIVE, SUITE 260
 STEELING, VIRGINIA 22154
 Phone: (703) 709-9500
 Fax: (703) 709-9501
 VA@BohlerEng.com

WATER PROFILES
WALMART SUPERCENTER #1904-005 - SPAM #1
CATOCTIN ELECTION DISTRICT
LEESBURG, LOUDOUN COUNTY, VA
WAL-MART STORES, INC.
BENTONVILLE, AR


| | |
|---------|----------|
| DRAWN | DRB |
| CHECKED | MJB |
| DATE | 12/22/16 |
| SCALE | AS SHOWN |
| JOB NO. | S148200 |
| SHEET | C-27 |

SHEET 31 OF 103

WWW.LDILine.com