
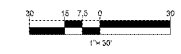


Order Plans



PROPOSED WATERLINE 'A' PROFILE  
SCALE: 1"=50' HORIZONTAL  
1/4"=5' VERTICAL




FOR CONSTRUCTION AND INSTALLATION NOTES,  
SEE UTILITY PLAN SHEETS C-16 TO C-19.

REVISIONS	BY
△ REVISED PER COUNTY AND TOWN COMMENTS	
△ REVISED PER COUNTY AND TOWN COMMENTS	
△ REVISED PER COUNTY AND TOWN COMMENTS	
△ REVISED PER COUNTY AND TOWN COMMENTS	



**BOHLER ENGINEERING**  
22636 DAVIS DRIVE, SUITE 260  
STERLING, VIRGINIA 22154  
Phone: (703) 709-9500  
Fax: (703) 709-9501  
VA@BohlerEng.com

WATER PROFILES  
WALMART SUPERCENTER #1904-005 - SPAM #1  
CATOCTIN ELECTION DISTRICT  
LEESBURG, LOUDOUN COUNTY, VA  
WAL-MART STORES, INC.   
BENTONVILLE, AR

DRAWN	DRB
CHECKED	
M.S.B.	
DATE	12/22/16
SCALE	AS SHOWN
JOB NO.	S148200
SHEET	

C-26  
SHEET 30 OF 103

@

WWW.LDILine.com