

SHEET NOTES

1. FOOD SERVICE EQUIPMENT INSTALLED BY GC UNO ON FIXTURE PLAN, REF. GROCERY FIXTURE PLANS.
2. LOCATE ALL RACKS LESS THAN 44" DEEP 3" FROM WALLS AND COLUMNS UNLESS NOTED OTHERWISE.
3. EQUIPMENT LOCATIONS ARE DESIGNED TO MEET HEALTH REQUIREMENTS, OPERATIONS, AND SAFETY COMPLIANCE. ANY CHANGES TO LAYOUT OR EQUIPMENT MUST BE DIRECTED TO THE WALMART DESIGN TEAM.
4. REFERENCE FRZ FOR FURNISHING SCHEDULE AND EQUIPMENT LEGEND.

**LDI**  
**DESIGN**  
**COLLABORATIVE**  
 Retail Design Collaborative  
 11111  
 20190  
 dcollab@live.com

STIPULATION FOR THE DRAWING AND REPRESENTATION OF THE INFORMATION SHOWN HEREIN IS LIMITED TO THE INFORMATION PROVIDED TO THE DESIGNER BY THE CLIENT. THE DESIGNER DOES NOT WARRANT THE ACCURACY OF THE INFORMATION PROVIDED TO THE CLIENT. THE CLIENT IS RESPONSIBLE FOR THE ACCURACY OF THE INFORMATION PROVIDED TO THE DESIGNER. THE DESIGNER SHALL NOT BE RESPONSIBLE FOR THE ACCURACY OF THE INFORMATION PROVIDED TO THE CLIENT BY ANY OTHER PARTY.

CONSULTANTS

**Walmart**  
**LEESBURG, VIRGINIA**  
 STORE NO. 1904  
 JOB NUMBER: 1904-28 | PROTO: C-HGSSJL-Q

ISSUE BLOCK	
OTB	11/30/17

CHECKED BY: RW  
 DRAWN BY: EH  
 PROTO CYCLE: 04/28/17  
 DOCUMENT DATE: 09/13/17

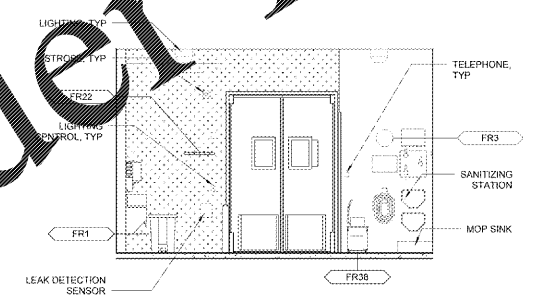
**BID SET NOT FOR CONSTRUCTION**

THIS SHEET IS INCLUDED FOR INFORMATIONAL PURPOSES ONLY AND IS NOT TO BE SIGNED

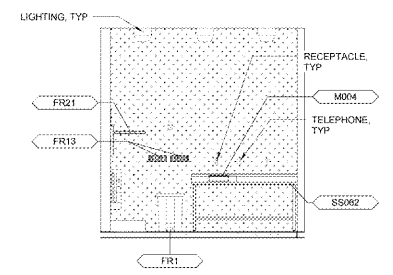
**MEAT UTILITY FF AND E (NOT IN PERMIT SET)**

SHEET: **FR.1.4**

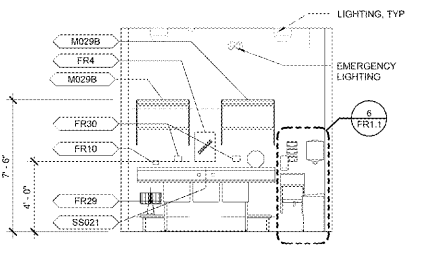
Order Plans @ www.LDIline.com



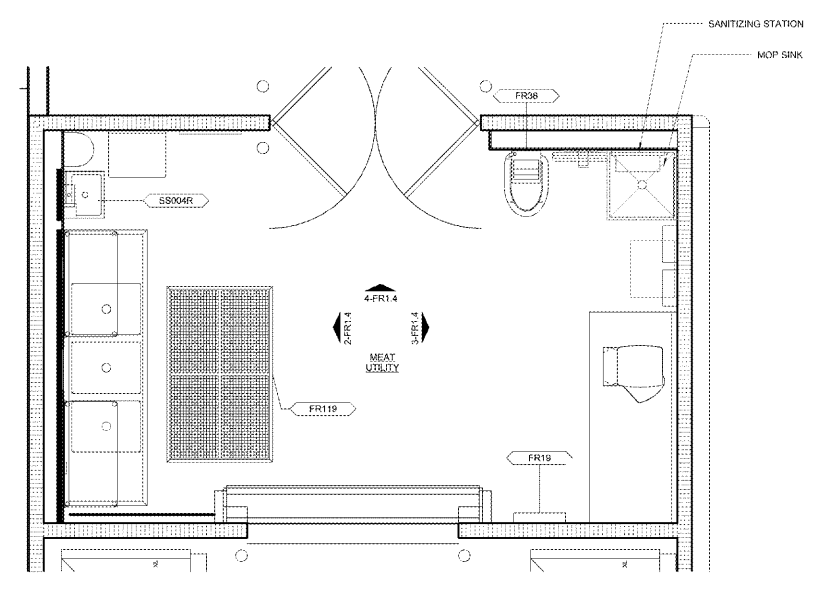
**4** ENLARGED MEAT UTILITY ELEVATION  
 1/4" = 1'-0"



**3** ENLARGED MEAT UTILITY ELEVATION  
 1/4" = 1'-0"



**2** ENLARGED MEAT UTILITY ELEVATION  
 1/4" = 1'-0"



**1** ENLARGED MEAT UTILITY PLAN  
 1/2" = 1'-0"