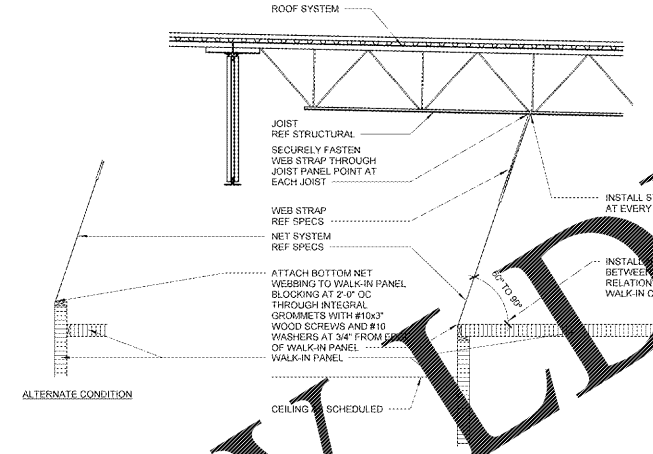


SHEET NOTES	GENERAL NOTES
<ol style="list-style-type: none"> INSTALLATION SHALL NOT COMMENCE UNTIL WALK-INS AND ALL WORK ABOVE IS INSTALLED. GC SHALL COORDINATE INSTALLATION WITH OWNER CONSTRUCTION MANAGER AND ALL TRADES AND WORK BY OTHERS MEASURE, CUT, AND INSTALL ALL NETTING AND ACCESSORIES PER MANUFACTURER'S INSTRUCTION MANUAL. NETTING MAY LEAN INWARD TOWARDS CENTER OF WALK-IN BOX, BUT SHALL NOT LEAN OUTBOARD (BEYOND PARALLEL TO FACE OF BOX) WHERE DUCTS OR PIPING REQUIRE PENETRATION OF NETTING, CUT NETTING AROUND DUCTS OR PIPES AND LASH NETTING ACCORDINGLY 	<ol style="list-style-type: none"> ROUTE CONDUITS, UTILITIES, AND SUPPORTS 6" MIN AWAY FROM WALK-IN PANEL EDGES TO ALLOW FOR NET INSTALLATION ATTACH BOTTOM WEB OF NET AT 24" OC THROUGH INTEGRAL GROMMETS WITH #10 x 3" WOOD SCREWS AND #10 WASHERS 3/4" FROM EDGE OF WALK-IN PANEL CONTINUE STRAP FROM WALK-IN PANEL TO JOIST PANEL POINT FOR CORNER AT CORNERS. ADDITIONAL STRAP REQUIRED (BEYOND PARALLEL TO FACE OF BOX) FOR VERTICAL BARRIER NETTING SYSTEM AND COMPONENTS REF SPECIFICATION 13300

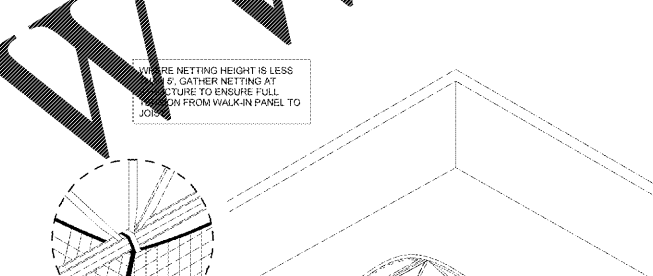
KEYNOTE LEGEND	
9.05	SUSPENDED FULCRUM COFFIN HEIGHT, BOTH SIDES AND NOT ABOVE KEYNOTE
13.10	2" FOOTMAN LOOP, COORDINATE WITH OTHERS LOCATION AT
13.11	1 1/2" SLEEVE ANCHOR WITH 3/8" ROD COUPLERS THROUGH CEILING
13.07	CEILING LOCATION AT JOIST OPENING EXP. NET WOOD MECHANICAL

1 EDGE PROTECTION AT WALK-INS
3/32" = 1'-0"

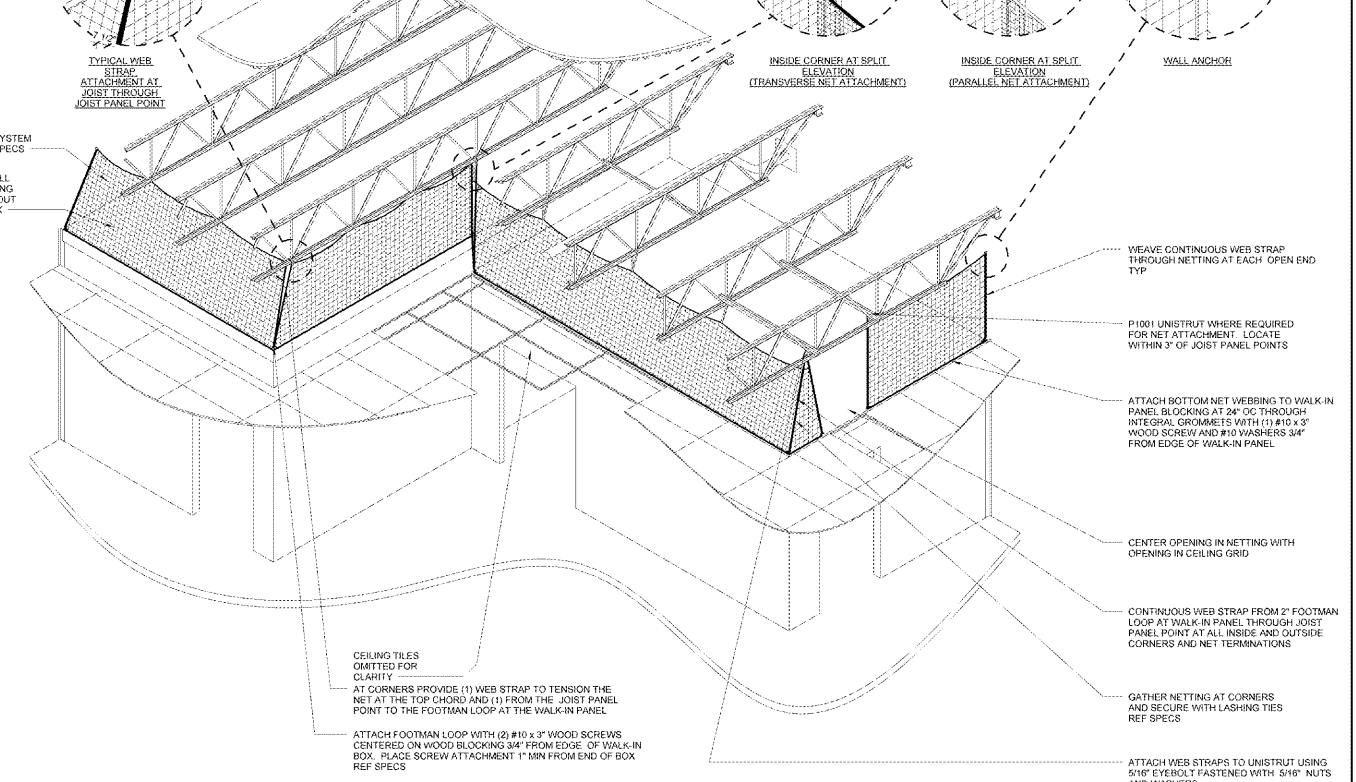
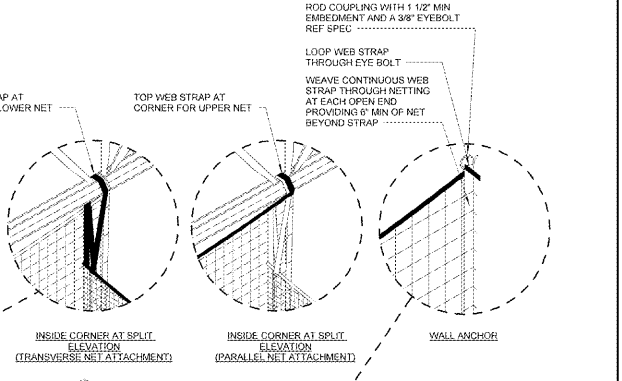
5 NETTING PENETRATIONS
1/2" = 1'-0"



4 NET SYSTEM ATTACHMENT PERPENDICULAR TO STRUCTURE
3/8" = 1'-0"



3 NET SYSTEM ATTACHMENT PARALLEL TO STRUCTURE
3/8" = 1'-0"



2 NET SYSTEM ON WALK-IN BOX
1/4" = 1'-0"

STIPULATION FOR THE DRAWING AND INFORMATION CONTAINED HEREIN IS LIMITED TO THE PROJECT AND SITE SPECIFICALLY IDENTIFIED AND IS NOT TO BE USED FOR ANY OTHER PROJECT OR SITE WITHOUT THE WRITTEN CONSENT OF RETAIL DESIGN COLLABORATORS, INC. THE CONSULTANT ASSUMES NO LIABILITY FOR THE ACCURACY OR COMPLETENESS OF THE INFORMATION CONTAINED HEREIN AND IS NOT TO BE USED FOR ANY OTHER PROJECT OR SITE WITHOUT THE WRITTEN CONSENT OF RETAIL DESIGN COLLABORATORS, INC. DRAWING NO. WDC-2019-1113 Date: 09/21/2019

CONSULTANTS

LEESBURG, VIRGINIA
STORE NO. 1904
JOB NUMBER: 1906-08 | PROJECT: C-19C-S5-01

ISSUE BLOCK	
OTB	11/30/17

CHECKED BY: RW

DRAWN BY: EH

PROTO CYCLE: 04/28/17

DOCUMENT DATE: 09/13/17

BID SET NOT FOR CONSTRUCTION

EDGE PROTECTION

SHEET: **GA4**