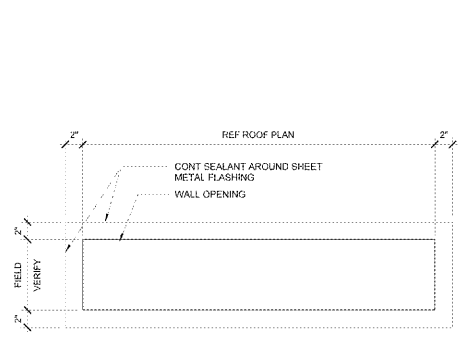
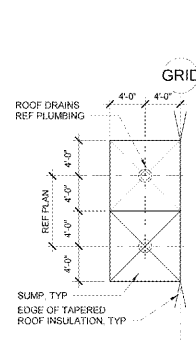


4 THROUGH WALL OVERFLOW SCUPPER
1/12" = 1'-0"



3 SCUPPER ELEVATION
1/12" = 1'-0"

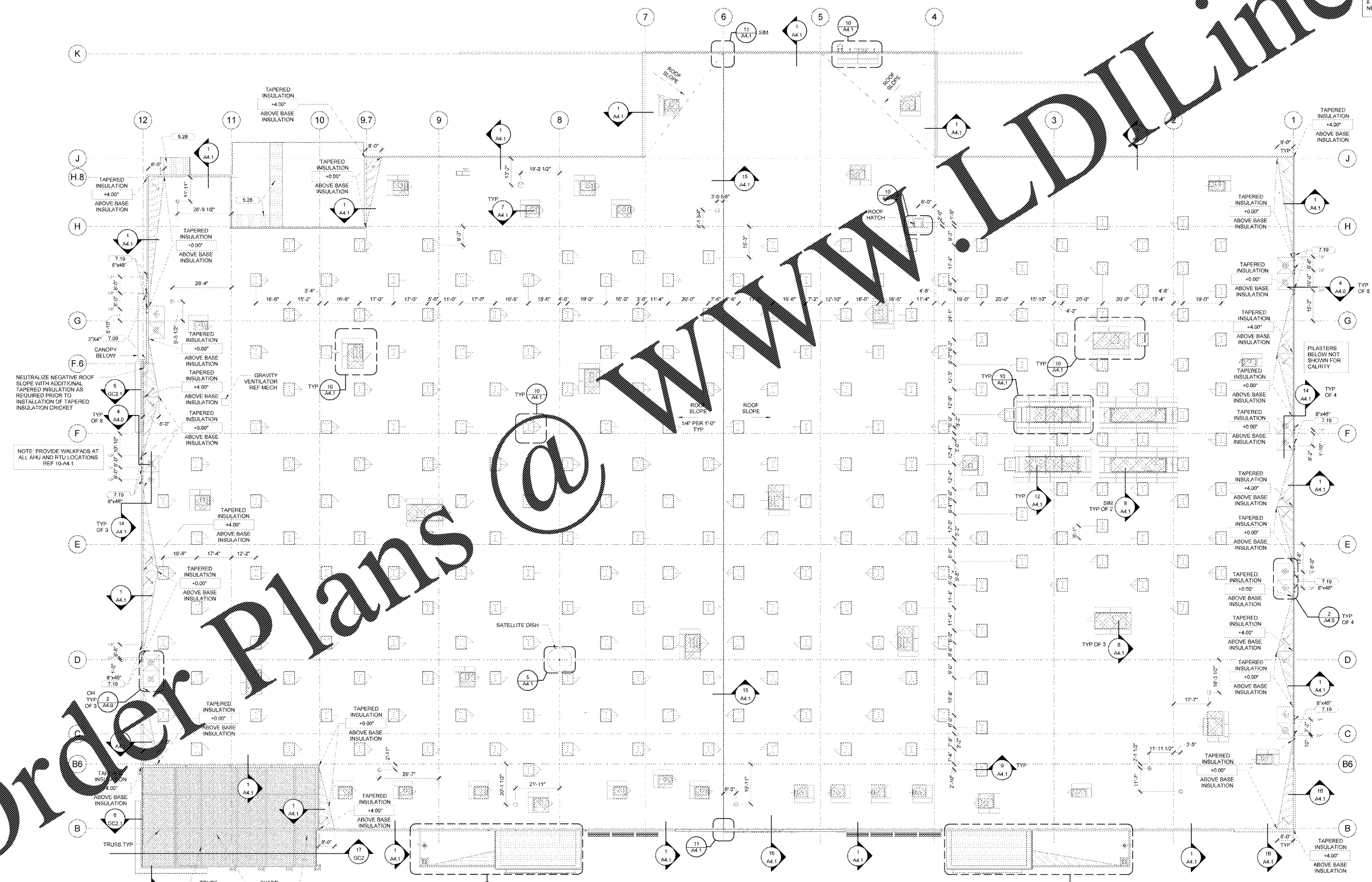


2 ROOF DRAIN DETAIL
1/8" = 1'-0"

| KEYNOTE LEGEND | |
|----------------|--|
| 5.28 | METAL CANOPY DECK AND STRUCTURE, WITH EXPOSED SURFACES PAINTED |
| 7.09 | METAL DOWNSPOUT, PREFINISHED, UNLESS NOTED OTHERWISE |
| 7.19 | OVERFLOW SCUPPER |

| ROOF LEGEND | |
|-------------|-------------|
| | EXHAUST FAN |
| | RTU |
| | AHU |
| | SKYLIGHT |

- SHEET NOTES**
- REFER TO MECHANICAL DRAWINGS FOR VENTS AND FLUE LOCATIONS, REF 3 & 4 A4.1
 - PROVIDE CRICKET AT ALL MECHANICAL EQUIPMENT, SKYLIGHTS, RTUS, ETC. INSTALL ROOFING INSULATION WITH 1/2" PER FOOT SLOPE TO PROVIDE POSITIVE DRAINAGE AROUND UNITS
 - ALL SKYLIGHT DIMENSIONS TO CENTERLINE OF UNIT. DO NOT INSTALL EQUIPMENT, PIPING, OR CONDUITS DIRECTLY UNDER SKYLIGHT WELLS UNLESS INDICATED OTHERWISE ON PLANS. DO NOT LOCATE BRIDGING BELOW SKYLIGHTS WHERE POSSIBLE. REFERENCE MEP AND STRUCTURAL DRAWINGS FOR ADDITIONAL PLACEMENT INFORMATION
 - MAINTAIN 6" MIN FROM JOINT AT CURB'S MEMBRANE TO TOP OF JOINT AT CURB'S
 - REF A4.1 FOR TYPICAL ROOF PENETRATIONS DETAILS
 - LOCATION OF RTUS AND AHUS ARE APPROXIMATE. CONTRACTOR MAY ADJUST LOCATIONS SO EDGES OF PANELS CANNOT BE LOCATED SO BOB CURB EDGES ARE WITHIN 1/2" OF JOIST PANEL POINTS. ADD REPAIRS TO JOIST WHERE CURB EDGES ARE MORE THAN 3" FROM JOIST PANEL POINT
 - ALL FIELD INSTALLED SCREWS REQUIRE NEOPRENE WASHERS.



1 ROOF PLAN
1" = 20'-0"

RET DESIGN
RETAIL DESIGN COLLABORATIVE

STIPULATION FOR RETAIL DESIGN COLLABORATIVE: THIS DRAWING AND ALL INFORMATION CONTAINED HEREIN IS THE PROPERTY OF RETAIL DESIGN COLLABORATIVE. IT IS TO BE USED ONLY FOR THE PROJECT AND SITE SPECIFICALLY IDENTIFIED HEREIN. NO PART OF THIS DRAWING IS TO BE REPRODUCED, COPIED, OR TRANSMITTED IN ANY FORM OR BY ANY MEANS, ELECTRONIC OR MECHANICAL, WITHOUT THE WRITTEN PERMISSION OF RETAIL DESIGN COLLABORATIVE.

CONSULTANTS

Walmart
LEESBURG, VIRGINIA
STORE NO. 1904-05
JOB NUMBER: 11904-05 | PROJECT: C-190-504-01

ISSUE BLOCK

| OTB | DATE |
|----------|------|
| 11/30/17 | |

CHECKED BY: RW
DRAWN BY: EH
PROTO CYCLE: 04/28/17
DOCUMENT DATE: 09/13/17

BID SET NOT FOR CONSTRUCTION

ROOF PLAN

SHEET: A4.0

Order Plans @