




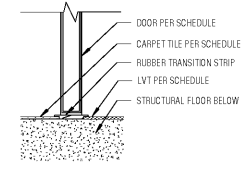
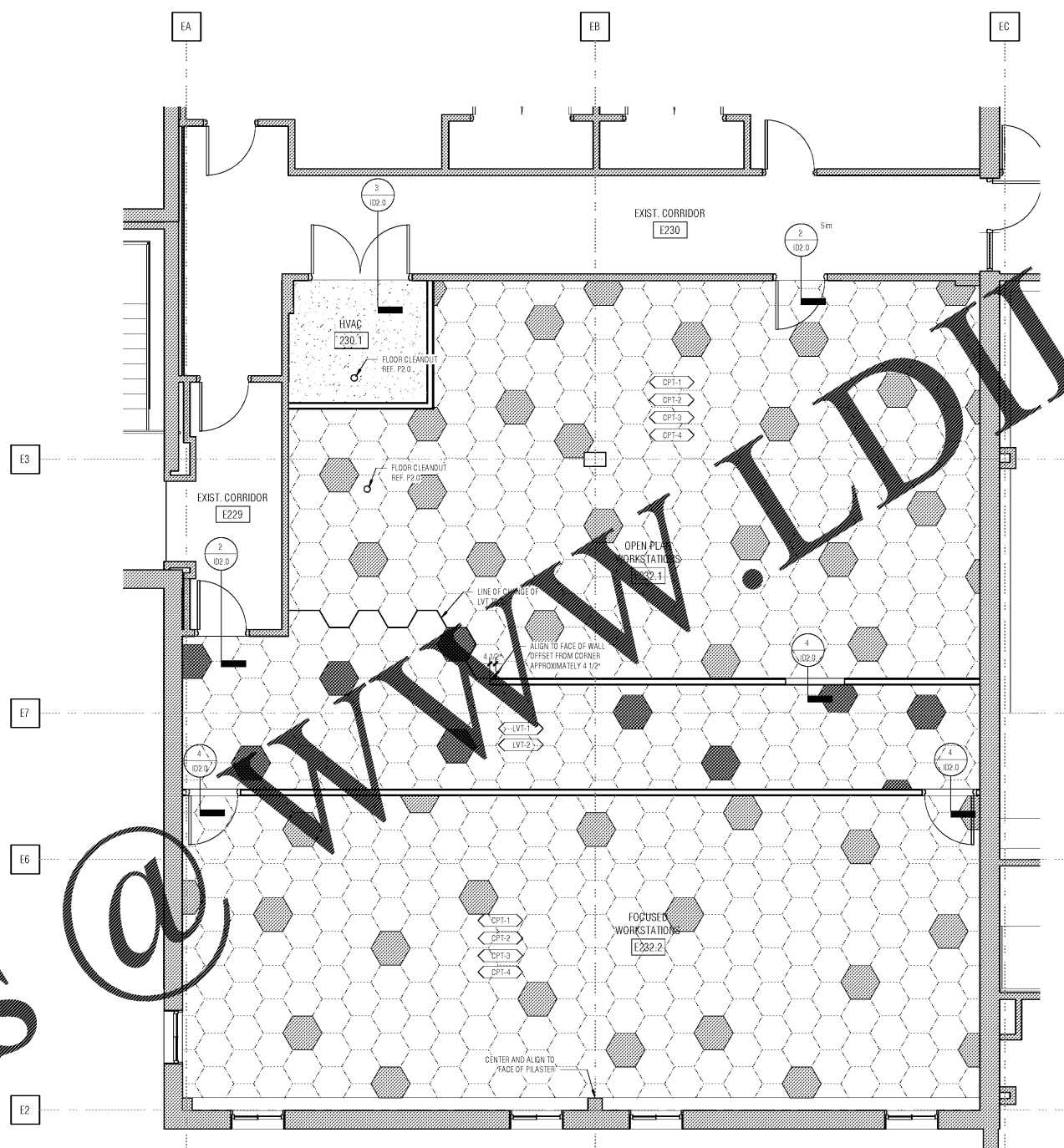


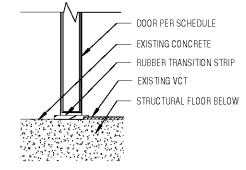
A B C D E F G H I J K L M

FLOOR FINISH PLAN LEGEND

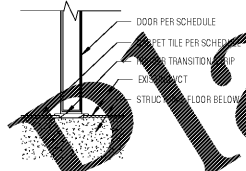
-  CARPET TILE
-  VINYL TILE
-  SEALED CONCRETE
-  CPT-4
-  LVT-2



4 ID2.0 TRANSITION DETAIL - LVT TO CARPET TILE  
1/12" = 1'-0"



3 ID2.0 TRANSITION DETAIL - EXISTING VCT TO CONC. SLAB  
1/12" = 1'-0"



2 ID2.0 TRANSITION DETAIL - EXISTING VCT TO LVT/CARPET TILE  
1/12" = 1'-0"

1 ID2.0 FLOOR FINISH PLAN  
1/4" = 1'-0"

NANO ARCHITECTURE  
RESEARCH AND DESIGN FURNITURE

REV	DATE	DESCRIPTION	BY

SEWERAGE AND WATER BOARD OF NEW ORLEANS

CONTRACT 8155  
ELECTRICAL STORAGE ROOM OFFICE RENOVATION

FLOOR FINISH PLAN **ID2.0**

DR	SJ	DWG. No. 12148-W-60
INC	KK	
SK	TD	
AP	TD	
SCALE	As indicated	SHEET NO.
DATE	15 NOVEMBER 2017	

Order Plans @ [www.dl-line.com](http://www.dl-line.com)

11/15/2017 4:00 PM

A B C D E F G H I J K L M