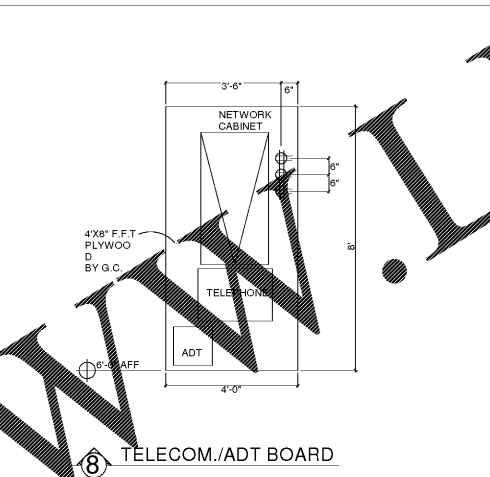
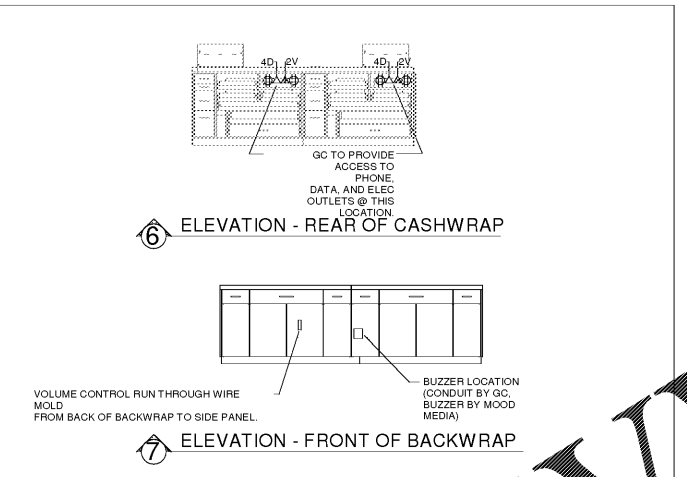


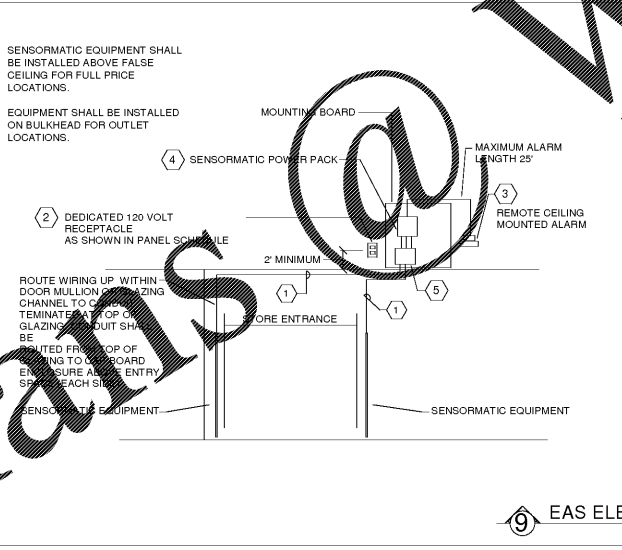
RECEIPT PRINTER	CASH DRAWER	PHONE WITH HELP DESK STICKER, POS SCANNER, SENSORMATIC DETAGGER, FRAUD FIGHTER, MONITOR, KEYBOARD, PIN PAD, DISPLAY POLE	INK TAG DRAWER
MEDIA DRAWER	BAGS	BAGS	TRASH BIN
POS BASE UNIT	BAGS	BAGS	

① FULL PRICE CASH REGISTER BAY

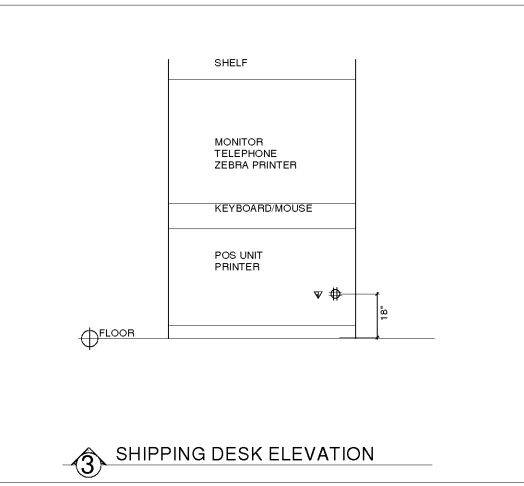


POS CASH DRAWER	PHONE WITH HELP DESK STICKER, POS SCANNER, SENSORMATIC DETAGGER, FRAUD FIGHTER, MONITOR, KEYBOARD, PIN PAD, DISPLAY POLE		
INK TAG DRAWER	MEDIA DRAWER	POS BASE UNIT	TRASH BIN
BAGS	BAGS		

② OUTLET CASH REGISTER BAY



- EAS ELEVATION NOTES:**
- GO TO INTERCONNECT BETWEEN POWER PACK AND SENSORMATIC EAS DEVICES LOCATED AT STOREFRONT ENTRY. CONDUIT TO BE HARD CONNECTED INTO A KNOCKOUT ON CAP BOARD ENCLOSURE. DO NOT SPLICE ANTENNA CABLES. ALL CONDUIT TO BE CONCEALED IN BULKHEAD.
 - GO TO PROVIDE DUPLEX RECEPTACLE BOX LOCATED ADJACENT TO SENSORMATIC EQUIPMENT. ELECTRICAL REQUIREMENTS ARE 120VAC, THREE WIRE, 24 HOUR CIRCUIT WITH LESS THAN 0.5VAC BETWEEN NEUTRAL AND GROUND.
 - AUDIBLE ALARM SPEAKER BY TYCO.
 - POWER PACK UNIT LOCATED ABOVE DOOR, ONE POWER PACK UNIT REQUIRED FOR EACH 10 FEET (OR PORTION THEREOF) OF STOREFRONT OPENING. WHERE THREE POWER PACKS ARE REQUIRED, THE THIRD SHOULD BE LOCATED ON THE SIDE WITH THE LARGER COLUMN. ALL DEVICES AND WORK PROVIDED BY TYCO.
 - MOUNT THE CAP BOARD ENCLOSURE AS CLOSE AS POSSIBLE TO POWER PACK. 7'-0" MAXIMUM DISTANCE FROM POWER PACK TO ENCLOSURE. WORK PROVIDED BY TYCO.
- FOR TECHNICAL QUESTIONS REGARDING INSTALLATION, CALL: TYCO.
- CONTRACTOR SHALL VERIFY AN UNOBSTRUCTED MINIMUM FREE AREA OF 3 FEET VERTICALLY AND 3 FEET WIDE IN EVERY DIRECTION ABOVE THE ACCESS PANEL TO ALLOW FOR INSTALLATION OF THE SENSORMATIC POWER PACK AND ENCLOSURE BOXES. IF FREE AREA CANNOT BE OBTAINED IN THIS LOCATION, IMMEDIATELY CONTACT THE NORTH FACE PROJECT MANAGER FOR FURTHER INSTALLATION INSTRUCTIONS.



PATCH PANEL
NETWORK SWITCHES
ROUTER
UPS
FIREWALL FOR WIRELESS
FUTURE SECOND CIRCUIT

④ NETWORK CABINET ELEVATION

REVISIONS	DATE
ISSUE FOR CLIENT	10/27/2017
LANDLORD AND PERMIT	
ISSUE FOR PERMIT	11/17/2017

robert g. lyon + associates, inc.
 ARCHITECTS
 9100 Schiller Park, IL 60176
 P: 847.671.7452
 F: 847.671.4200
 WWW.RGLA.COM

THE ABOVE DRAWINGS AND SPECIFICATIONS AND DEAD, DESIGN AND APPROPRIATE REPRESENTED THEREIN ARE AND SHALL REMAIN THE PROPERTY OF THIS OFFICE AND NO PART THEREOF SHALL BE COPIED, DISCLOSED TO OTHERS OR USED IN THE CONNECTION WITH ANY WORK OR PROJECT OTHER THAN THE SPECIFIC PROJECT FOR WHICH THEY HAVE BEEN PREPARED AND DEVELOPED WITHOUT THE WRITTEN CONSENT OF THIS OFFICE. VISUAL CONTACT WITH THESE DRAWINGS OR SPECIFICATIONS SHALL CONSTITUTE CONCLUSIVE EVIDENCE OF ACCEPTANCE OF THESE RESTRICTIONS.

WRITTEN DIMENSIONS ON THESE DRAWINGS SHALL HAVE PRECEDENCE OVER SCALE DIMENSIONS. CONTRACTOR SHALL VERIFY AND BE RESPONSIBLE FOR ALL DIMENSIONS AND CONDITIONS ON THE JOB AND THIS OFFICE MUST BE NOTIFIED OF ANY VARIATIONS FROM THE DIMENSIONS AND CONDITIONS SHOWN BY THESE DRAWINGS BEFORE THEY ARE SUBMITTED TO THIS OFFICE FOR APPROVAL, BEFORE PROCEEDING WITH FABRICATION.

©2017 RGLA SOLUTIONS, INC.
 ©2017 ROBERT G. LYON & ASSOCIATES, INC.

THE NORTH FACE
 AVENTURA MALL
 19501 BISCAYNE BLVD
 SPACE #327
 AVENTURA, FL 33180

LOW VOLTAGE
 DETAILS AND NOTES

DRAWN BY	LAH
CHECKED BY	LGF
JOB NUMBER	19811
SHEET NAME	LV1.1

OWNERSHIP OF INSTRUMENTS OF SERVICE
 All reports, plans, specifications, computer files, field data, notes and other documents and instruments prepared by the Consultant as instruments of service shall remain the property of the Consultant. The Consultant shall retain all common law, statutory and other reserved rights, including, without limitation, the copyright therein.

Order Plans

WWW.LDILINE.COM