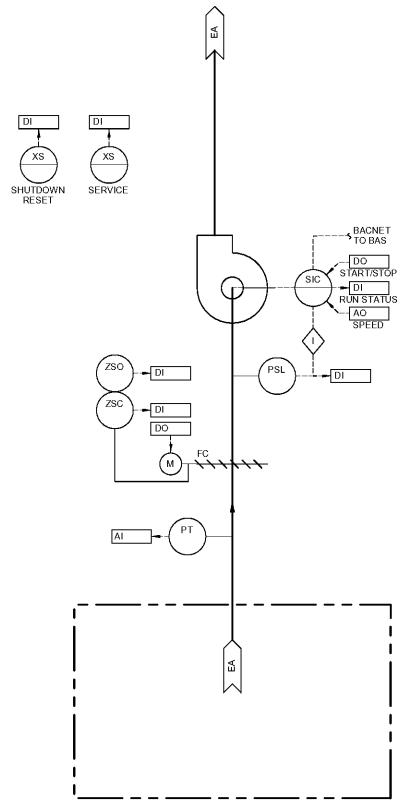
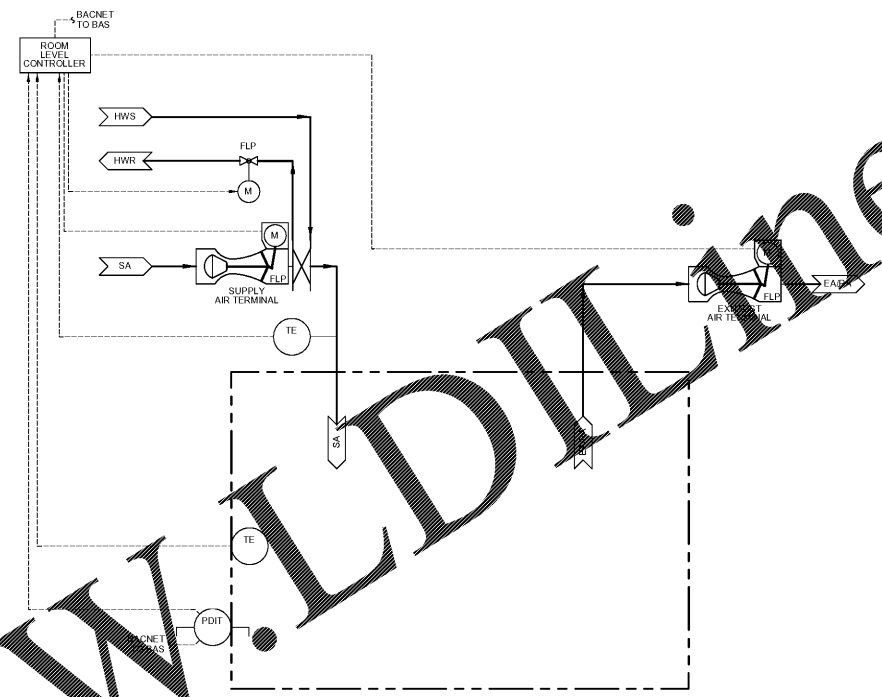


GENERAL NOTES

1. THIS CONTROL DIAGRAM IS ONLY INTENDED TO PROVIDE CONTROL AND INSTRUMENTATION RELATED INFORMATION. REFER TO MECHANICAL DETAILS AND SPECIFICATIONS FOR VALVING, DAMPERING AND ASSOCIATED SPECIALTIES INSTALLATION REQUIREMENTS.
2. REFER TO FLOOR PLANS, DETAILS AND SPECIFICATIONS FOR LOCATION OF EQUIPMENT. ADDITIONAL TAGS AND FT SPECIALTIES AND CAPACITIES OF EQUIPMENT.
3. OTHER DEVICE INSTRUMENTATION SHOWN HERE ARE MINIMAL. PROVIDE ADDITIONAL CONTROL DEVICES AS NECESSARY TO MEET SPECIFIED CONTROL.



3 EXHAUST FAN INSTRUMENTATION DIAGRAM
NTS

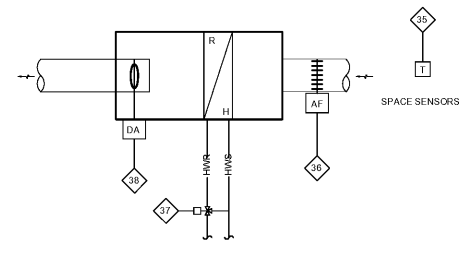


1 AIR VALVE INSTRUMENTATION DIAGRAM
NTS

	HEMO BUFFER ROOM	AIR ROOM	IV BUFFER ROOM
PRESSURE (INCH W.C.)	0.03	0.03	0.03
TEMPERATURE (°F)	65°F	65°F	65°F
RELATIVE HUMIDITY (%)	50%	50%	50%

- NOTES:**
1. CONTROLS CONTRACTOR TO REMOVE EXISTING TEMPERATURE DISPLAY AND PROVIDE NEW TEMPERATURE DISPLAY PANEL LOCATE PER MECHANICAL DRAWINGS. REFER TO DRAWINGS FOR LOCATION. COORDINATE PANEL SIZE AND LOCATION WITH RESIDENT ENGINEER AND GENERAL CONTRACTOR.
 2. MONITOR PRESSURE DIFFERENTIAL, SPACE TEMPERATURE, AND SPACE HUMIDITY FROM BAS CONTROL PANEL.

4 TEMPERATURE DISPLAY PANEL
NTS



VAV TERMINALS
SCALE: NONE

- NOTES:**
1. NEW VAV-111 TO MATCH TYPICAL EXISTING AIR TERMINAL CONTROLS.

2 VAV TERMINAL INSTRUMENTATION DIAGRAM
NTS

10/05/2017 10:02:52 AM
C:\Users\jphillips\Documents\Revit 2018 Local Copy\7540-00-CB\HVAC-Pharmacy.rvt

Order Plans @ www.LDILine.com

Revisions:	Date:

CONSULTANT

Consultant:

 5802 Research Park Boulevard
 Madison, WI 53719
 608.238.2616
 aeieag.com

ARCHITECT/ENGINEER OF RECORD

A/E:

 LACHIN Architects, APC
 Architecture, Planning, Project Management
 5190 Canal Boulevard, Suite 201
 New Orleans, LA 70124
 (504)835-8013

STAMP

Office of
 Construction
 and Facilities
 Management

U.S. Department
 of Veterans
 Affairs

Drawing Title
MECHANICAL CONTROLS

Phase
CONSTRUCTION DOCUMENTS

Approved:

Project Title
RENOVATE PHARMACY CLEAN ROOM (USP 797)

Location
 510 E. Stoner Ave. Shreveport, LA 71101

Project Number
 667-17-108

Building Number
 1

Drawing Number
M902

Issue Date
 10/05/2017

Checked
 KGF

Drawn
 JBP