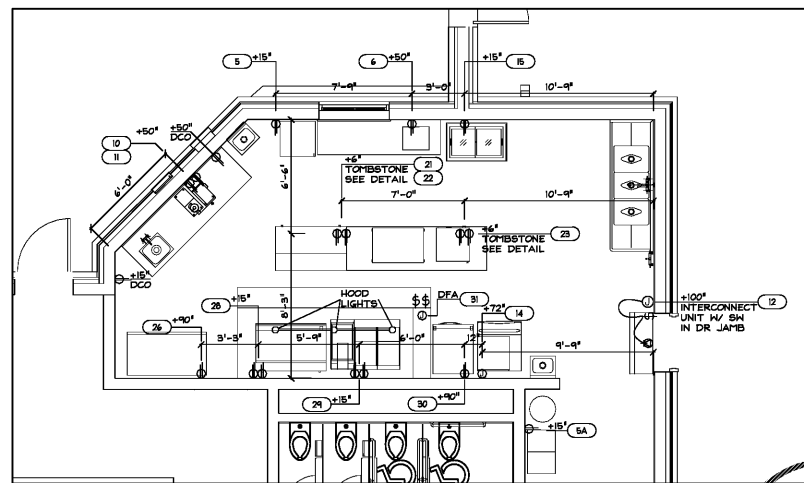


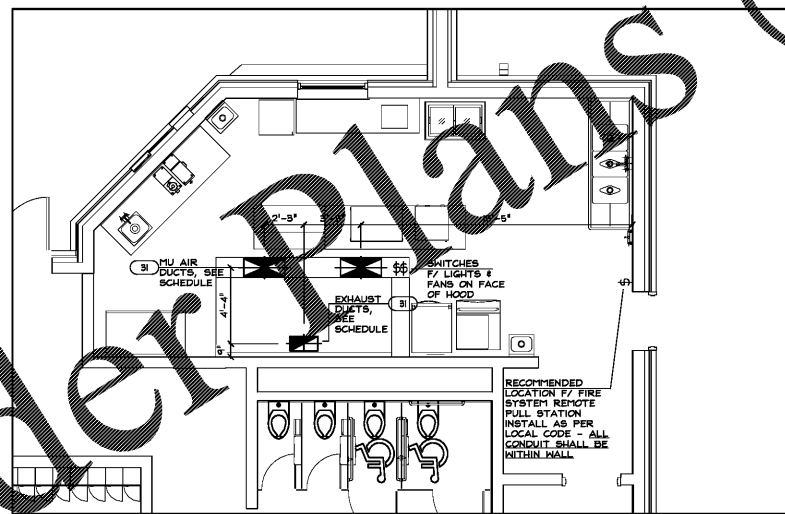
POOL CONCESSION PLUMBING ROUGH-IN

1/4"=1'-0"



POOL CONCESSION ELECTRICAL ROUGH-IN

1/4"=1'-0"



POOL CONCESSION SPECIAL CONDITIONS PLAN

1/4"=1'-0"

PLUMBING LEGEND

- + DISTANCE ABOVE FINISHED FLOOR
- DF/A DOWN FROM ABOVE
- CW COLD WATER
- HW HOT WATER
- V DIRECT WASTE
- FD FLOOR DRAIN
- ⊗ FS FLOOR SINK
- ⊙ G GAS

NOTES:

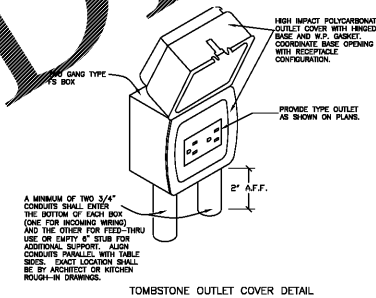
1. CONNECT WATER AND DRAIN AS PER MANUFACTURERS INSTALLATION INSTRUCTION TO EACH UNIT. PLUMBER TO PROVIDE BACK FLOW CHECK VALVE IN ALL WATER SUPPLY LINES.
2. PLUMBER TO PROVIDE SHUT-OFF VALVES AT ALL GAS LINES AND HOT & COLD WATER LINES AHEAD OF ANY FLEX-CONNECTION ON CONNECTION EQUIPMENT.
3. IT IS THE PLUMBERS RESPONSIBILITY TO REVIEW MANUFACTURERS INSTALLATION INSTRUCTIONS FOR ALL EQUIPMENT REQUIRING WATER, WASTE AND/OR GAS CONNECTIONS. SOME EQUIPMENT MAY REQUIRE MULTIPLE CONNECTIONS.
4. REVIEW ALL GENERAL NOTES ON SHEET FS 1.1.
5. SEE ARCHITECTURAL/PLUMBING DRAWINGS FOR ADDITIONAL INFORMATION.

ELECTRICAL SYMBOL LEGEND

- + DISTANCE ABOVE FINISHED FLOOR
- DN+ DISTANCE DOWN TO A. F. F.
- JB JUNCTION BOX CONNECTION
- DR DUPLEX RECEPTACLE
- SR SINGLE RECEPTACLE
- CEILING MOUNTED LIGHT
- MP MAIN POWER SUPPLY - CONNECT TO SERVICE BOXES WITHIN CABINET
- SW SWITCH
- PHONE JACK

NOTES:

1. ELECTRICIAN TO PROVIDE BRUSHED S/S COVER PLATES AT ALL SERVICE AND CONVENIENCE OUTLETS.
2. IT IS THE ELECTRICIAN'S RESPONSIBILITY TO REVIEW MANUFACTURERS INSTALLATION INSTRUCTIONS FOR ALL EQUIPMENT REQUIRING ELECTRICAL CONNECTIONS. SOME EQUIPMENT MAY REQUIRE MULTIPLE CONNECTIONS.
3. REVIEW GENERAL NOTES, SHEET FS 1.1.
4. IT IS THE RESPONSIBILITY OF SPEC TO INSTALL THE FIRE SUPPRESSION SYSTEM.
5. PROVIDE J-BOX FOR THE FIRE SYSTEM PULL STATION SCREENS AT 1 & 7. CONDUITS SHALL BE WITHIN STRUCTURAL WALL AND EXTEND TO FINISHED CEILING. LOCKERS MUST BE IN AN EXIT AND NOT IN A FIRE CODE.
6. ELECTRICIAN RESPONSIBLE TO WIRE ALL HOOD SECTIONS AS REQUIRED FOR COMPLETE INSTALLATION.
7. SEE ARCHITECTURAL ELECTRICAL DRAWINGS FOR ADDITIONAL INFORMATION.
8. ELECTRICIAN TO PROVIDE "TOMBSTONE" STYLE HIGH IMPACT POLYCARBONATE OUTLET COVER WITH HINGED BASE AND WATER PROOF GASKET AT 4" AFF. PROVIDE TYPE OUTLET AS SHOWN ON PLANS. UNIT SHALL HAVE A MINIMUM OF TWO (2) CONDUITS ENTER THRU BOTTOM OF EACH BOX. ALIGN CONDUITS PARALLEL WITH TABLE SIDES. VERIFY CLEARANCE REQUIRED AT EQUIPMENT.



MECHANICAL LEGEND

- CFM CUBIC FEET PER MINUTE
- Supply DUCT CONNECTION
- Exhaust DUCT CONNECTION

HOOD INFORMATION

HOOD NO.	TAG	MODEL	LENGTH	MAX. COOKING TEMP.	TOTAL EXH. CFM	EXHAUST PLENUM RISERS(S)				TOTAL SUPPLY CFM	HOOD CONSTRUCTION	HOOD CONFIG.			
						WIDTH	LENG.	HEIGHT	DIA.			CFM	VEL.	S.P.	END TO END
1		5424 ND-2-PPSP-F	10' 0"	600 Deg	2000	10'	19"	4'	2000	1516	-0.828'	1600	430 SS Where Exposed	ALINE	ALINE

HOOD INFORMATION

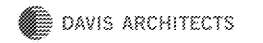
HOOD NO.	TAG	TYPE	FILTER(S)			LIGHT(S)			WIRE GUARD	LOCATION	SIZE	UTILITY CABINET(S)		FIRE SYSTEM HANGING	HOOD WEIGHT		
			QTY.	HEIGHT	LENGTH	EFFICIENCY @ 7 MICRONS	QTY.	TYPE				TYPE	SIZE			MODEL #	QUANTITY
1	31	Captrate Solo Filter	7	16"	16"	85% See Filter Spec.	3	Screw In Compact	NO	Left	12"x34"x24"	Ansul R102	3.0	SC-31110FP	1 Light 1 Fan	YES	709 LBS

PERFORATED SUPPLY PLENUM(S)

HOOD NO.	TAG	POS.	LENGTH	WIDTH	HEIGHT	TYPE	RISERS(S)		
							WIDTH	LENG.	DIA.
1		Front	132"	14"	6"	MUA	12"	28"	800 0.191'
						MUA	12"	28"	800 0.191'



HOMWOOD PATRICK PARK POOL
HOMWOOD PARKS & RECREATION
HOMWOOD PARKS AND RECREATION; HOMWOOD, AL



OWNER: HOMWOOD PARKS AND RECREATION
1632 OMOON ROAD
HOMWOOD, AL 35209
205-322-6704
ATTN: BERKLEY SQUIRES

ARCHITECT: DAVIS ARCHITECTS, INC.
120 28RD STREET SOUTH
BIRMINGHAM, AL 35233
205-322-7462
ATTN: JIM HARTSELL

LANDSCAPE ARCHITECT: HNP
1914 28TH AVE S.
BIRMINGHAM, AL 35209
205-324-4447
ATTN: TOMMY HOLCOMBE / ED NORTON

CONSTRUCTION MANAGER: BL HARBERT
820 SHADES CREEK PARKWAY, SUITE 3000
BIRMINGHAM, AL 35209
205-802-2900
ATTN: JOHN HANSON

STRUCTURAL ENGINEER: LYBY INC.
715 SOUTH 30TH STREET
BIRMINGHAM, AL 35233
205-251-4500
ATTN: VIN BISHOP / BRAD CHRISTOPHER

MECHANICAL ENGINEER: WHITAKER & RAWSON
3332 OLD MONTGOMERY HIGHWAY
SUITE 103
BIRMINGHAM, AL 35209
205-949-5107
ATTN: MARK D'ANDREA AND DAN WHITAKER

CIVIL ENGINEER: LYBY INC.
715 SOUTH 30TH STREET
BIRMINGHAM, AL 35233
205-251-4500
ATTN: CURTIS EATMAN AND BRAIN HATCHER

ELECTRICAL ENGINEER: FISHER ARNOLD
1507 ALEX DR.
SUITE 101
BIRMINGHAM, AL 35210
205-833-7023
ATTN: JOSEPH KLUMU AND NICHOLAS BROWN

PLUMBING / FIRE PROTECTION ENGINEER: WHITAKER & RAWSON
3332 OLD MONTGOMERY HIGHWAY
SUITE 103
BIRMINGHAM, AL 35209
205-949-5107
ATTN: ERIC HARTWIG

POOL CONSULTANT: COUNSLMAN HUNSAKE
10733 SUNSET OFFICE DRIVE
SUITE 400
ST. LOUIS, MO 63127
314-894-1246
ATTN: JEFF NODORFT

REV	DATE	DESCRIPTION

DATE: OCTOBER 6, 2017
PROJECT: 100% CONSTRUCTION DOCUMENTS
DRAWING NO: DAVIS ARCHITECTS PROJECT NO: 3822

SHEET TITLE: POOL CONCESSION ROUGH-IN PLANS & SPECIAL CONDITIONS PLAN

camacho 202 1/2 E Broad St., Suite A
Fultondale, AL 36027
334/616-7192
THESE DRAWINGS ARE THE PROPERTY OF CAMACHO FOODSERVICE DESIGN. ANY REUSE OF THIS DESIGN, IN PART OR WHOLE, IS PROHIBITED.

FS 2