

HOMWOOD PARKS AND RECREATION
RECREATION;
HOMWOOD, AL

DAVIS ARCHITECTS

OWNER
 HOMWOOD PARKS AND RECREATION
 1632 OAKWOOD ROAD
 HOMWOOD, AL 35209
 205-322-8704
 ATTN: BENJAMIN SQUIRES

ARCHITECT
 DAVIS ARCHITECTS, INC.
 125 23RD STREET SOUTH
 BIRMINGHAM, AL 35233
 205-322-7482
 ATTN: JIM HARTSELL

LANDSCAPE ARCHITECT
 HNP
 1914 28TH AVE S.
 BIRMINGHAM, AL 35209
 205-324-4447
 ATTN: TOMMY HOLCOMBE / ED NORTON

CONSTRUCTION MANAGER
 DL HARDBERT
 820 SHADES CREEK PARKWAY, SUITE 3000
 BIRMINGHAM, AL 35209
 205-892-2900
 ATTN: JOHN HANSON

STRUCTURAL ENGINEER
 LYD INC.
 718 SOUTH 30TH STREET
 BIRMINGHAM, AL 35233
 205-251-4500
 ATTN: WYN BISHOP / BRAD CHRISTOPHER

MECHANICAL ENGINEER
 WHITAKER & RAWSON
 3332 OLD MONTGOMERY HIGHWAY
 SUITE 101
 BIRMINGHAM, AL 35209
 205-870-0501
 ATTN: DAN WHITAKER, ERIK HARTWIG, AND MARK D'ANDREA

CIVIL ENGINEER
 LYD INC.
 718 SOUTH 30TH STREET
 BIRMINGHAM, AL 35233
 205-251-4500
 ATTN: CURTIS EATMAN AND BRAIN HATCHER

ELECTRICAL ENGINEER
 FISHER ARNOLD
 1507 ALEX DR.
 SUITE 101
 BIRMINGHAM, AL 35210
 205-333-7333
 ATTN: JOSEPH KIUMU AND NICHOLAS BROWN

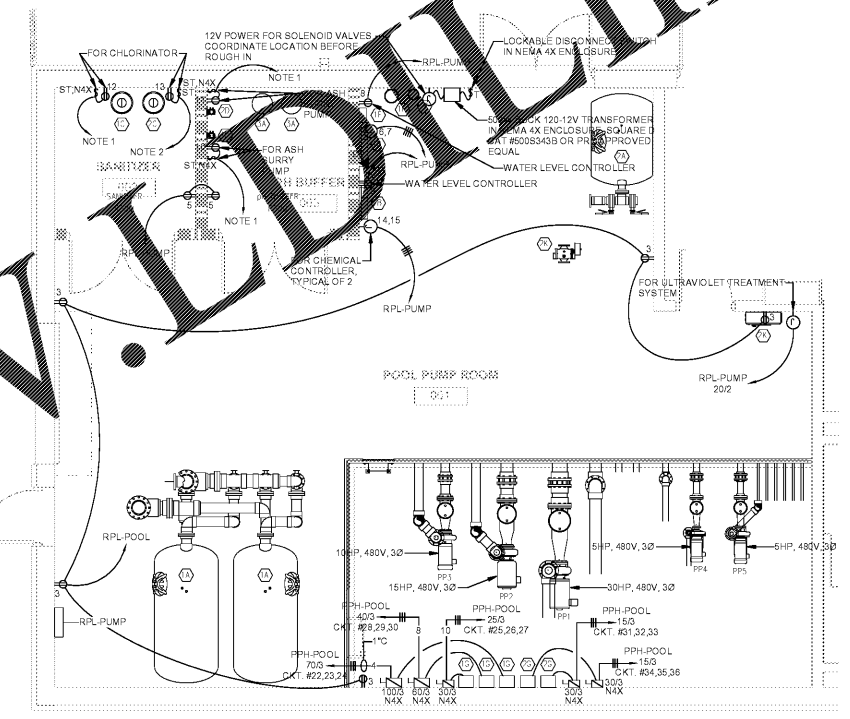
PLUMBING / FIRE PROTECTION ENGINEER
 EDMONDS ENGINEERING
 2 RIVERCHASE OFFICE PLAZA
 SUITE 205
 BIRMINGHAM, AL 35244
 205-988-2969
 ATTN: CAROL JOHNSON

POOL CONSULTANT
 COUNSILMAN HUNSAKE
 SUITE 400
 10733 SUNSET OFFICE DRIVE
 ST. LOUIS, MO 63127
 314-894-1245
 ATTN: JEFF NODDRAFT

- GENERAL NOTES**
- PROVIDE ALL ELECTRICAL CONNECTION TO PUMPS
 - UTILIZE SCHEDULE 80 PVC CONDUIT FOR RIGID CONDUIT INSIDE PUMP ROOM. FLEX SHALL BE NON-METALLIC IN PUMP ROOM.
 - PROVIDE EXTRA HEAVY DUTY CORROSION RESISTANT RECEPTACLES, HUBBELL CAT #HBL30M82 OR PRE-APPROVED EQUAL IN THE PUMP ROOM.
 - ALL DISCONNECT SWITCHES SHALL BE NEMA 4X
 - REFER TO POOL VENDOR DRAWINGS FOR FINAL REQUIREMENTS.

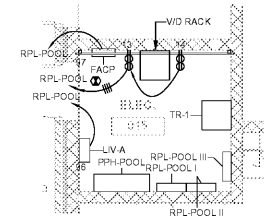
- NOTES**
- HOMERUN TO 20A, GFCI CIRCUIT BREAKER IN RPL-PUMP THROUGH LEISURE POOL CHEMICAL CONTROLLER.
 - HOMERUN TO 20A, GFCI CIRCUIT BREAKER IN RPL-PUMP THROUGH SPRAYGROUND CHEMICAL CONTROLLER.

EQUIPMENT SCHEDULE	
ID	IFEM
1PFGUR P03I	
1A	FILTER SYSTEM
1B	CHEMICAL CONTROLLER RFFR: 7/SPS.2
1C	CHLORINATION SYSTEM RFFR: 4/SPS.2
1D	SODA ASH SLURRY SYSTEM RFFR: 1/SPS.2
1E	FBI FUNNFI RFFR: 13/SPS.2
1F	WATER LEVEL CONTROLLER RFFR: 7/SPS.3
1G	VARIABLE FREQUENCY DRIVE
1H	FLOW METER SENSOR RFFR: 9/SPS.2
1I	IMPACT FLOW METER RFFR: 13/SPS.2
SPRAYGROUND	
2A	FILTER SYSTEM
2B	CHEMICAL CONTROLLER RFFR: 7/SPS.2
2C	CHLORINATION SYSTEM RFFR: 15/SPS.2
2D	SODA ASH SLURRY SYS RFFR: 1/SPS.2
2E	WATER LEVEL CONTROLLER RFFR: 7/SPS.3
2F	VARIABLE FREQUENCY DRIVE
2G	FLOW METER SENSOR RFFR: 9/SPS.2
2H	IMPACT FLOW METER RFFR: 13/SPS.2
2I	UV TREATMENT SYSTEM & CONTROLLER RFFR: 6/SPS.2
CONCRETE	
3A	SODA ASH SLURRY TANK RFFR: 1/SPS.2



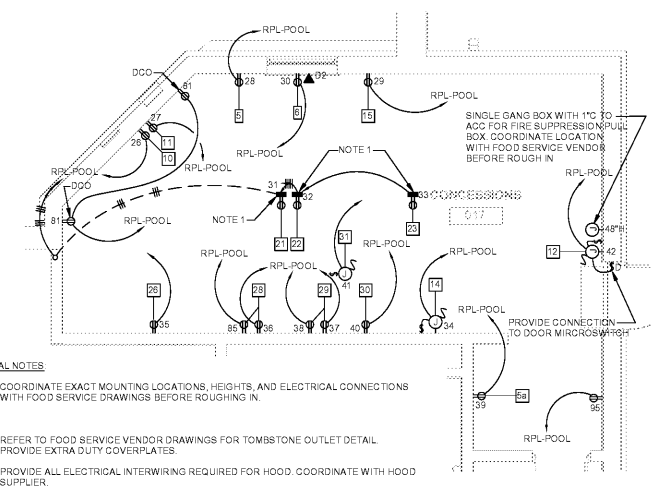
3 PARTIAL FLOOR PLAN - POOL PUMP ROOM 001 - ELECTRICAL

1 / E3.01 SCALE: 1/4" = 1'-0"



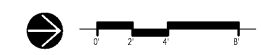
2 PARTIAL FLOOR PLAN - ELEC. 015/STOR. 015 - ELECTRICAL

1 / E3.01 SCALE: 1/4" = 1'-0"



1 PARTIAL FLOOR PLAN - CONCESSIONS 017 - ELECTRICAL

1 / E3.01 SCALE: 1/4" = 1'-0"



DATE: OCTOBER 6, 2017

PROJECT: 100% CONSTRUCTION DOCUMENTS

PROJECT NO: 3822

SHEET TITLE: PARTIAL FLOOR PLAN - ELECTRICAL

E3.02

Order Plans @

www.LDOnline.com