

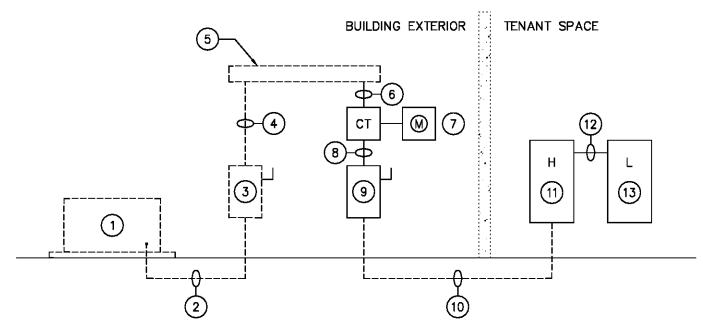
RESPONSIBILITY LEGEND

| | | | |
|--|--------------------|--|-------------|
| | NO EQUIP THIS AREA | | FIRE |
| | ELECTRICIAN | | WEST MARINE |
| | LOCAL TELECOM | | MUSIC |
| | ATT | | |

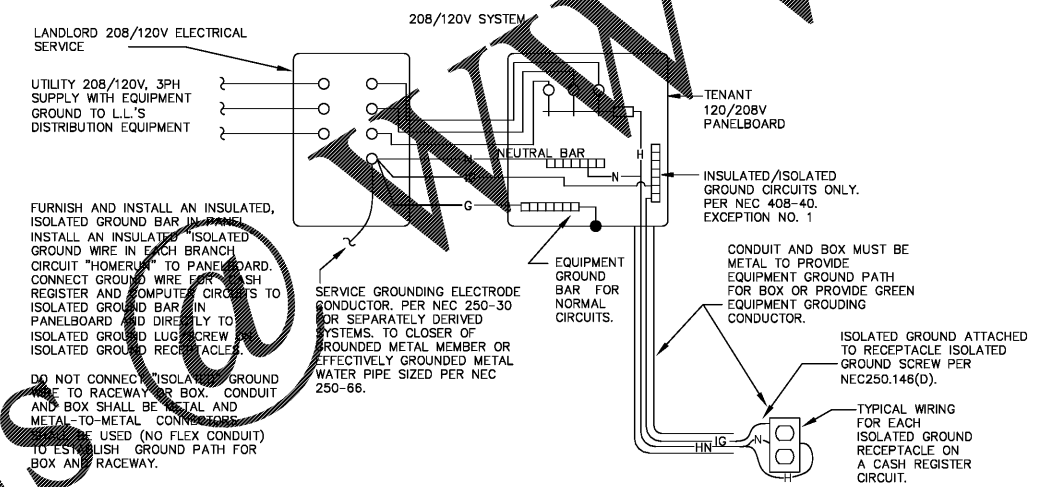
4 TYPICAL PHONEBOARD DETAIL
 SCALE: NTS

- ELECTRICAL DETAILS GENERAL NOTES**
 A. ALL "HOSPITAL ORANGE" RECEPTACLES WITH DEDICATED POWER ON 24/7 SHALL HAVE A DEDICATED CIRCUIT WITH ISOLATED GROUND AND ORANGE PLUG.
- ELECTRICAL DETAILS KEY NOTES**
- 1 DEDICATED POWER (HOSPITAL ORANGE)
 - 2 1" CONDUITS OUTBOUND TO SALES FLOOR THRU CEILING - (1) CONDUIT PER 8 DATA DROPS (TYPICAL CEILING APPROACH)
 - 3 LOCATION OF SMART JACK
 - 4 SURGE SUPPRESSOR (TRIPITE SUPER 7)

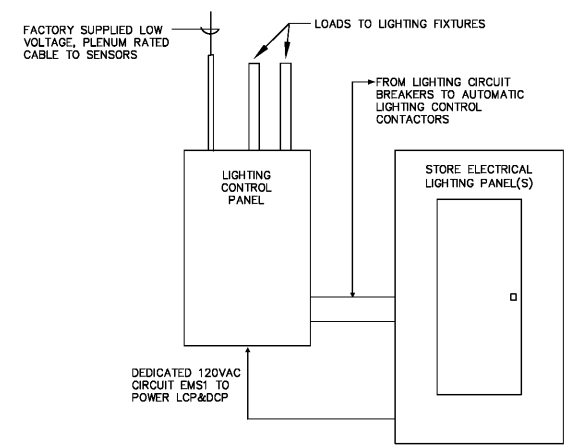
- POWER RISER DIAGRAM KEY NOTES**
- 1 EXISTING 208Y/120V, 3Ø, 4W UTILITY TRANSFORMER.
 - 2 EXISTING 4" C. WITH (4) #400 KCMIL FEEDERS.
 - 3 EXISTING 1200A/3Ø DISCONNECT SWITCH FUSED AT 1000A.
 - 4 EXISTING SET OF (2) 4" C. WITH (4) #400 KCMIL FEEDERS & (1) #2/0 GND.
 - 5 EXISTING ELECTRICAL WIREWAY "A-2". PROTECT AND MAINTAIN.
 - 6 PROVIDE NEW CONDUIT AND FEEDERS: (2) SETS OF 2" C. WITH (4) #3/0 THHN-CU & (1) #3 CU GROUND. PROVIDE POLARIS LUGS FOR CONNECTIONS TO EXISTING WIREWAY.
 - 7 PROVIDE C/T METERING CABINET AND 400A/3Ø METER.
 - 8 PROVIDE NEW CONDUIT AND FEEDERS: (2) SETS OF 2" C. WITH (4) #3/0 THHN-CU & (1) #3 CU GROUND.
 - 9 PROVIDE NEW 400A/3Ø, NEMA 3R, DISCONNECT SWITCH FUSED AT 400A.
 - 10 EXISTING SET OF (3) EMPTY 2" C. PROVIDE WITH (2) SETS OF (4) #1/0 + (1) #3 GROUND. CAP UNUSED CONDUIT TO PRESERVE FOR FUTURE USE.
 - 11 PROVIDE NEW PANEL "H". SEE PANEL SCHEDULES FOR ADDITIONAL INFORMATION.
 - 12 PROVIDE NEW PANEL "L". SEE PANEL SCHEDULES FOR ADDITIONAL INFORMATION.



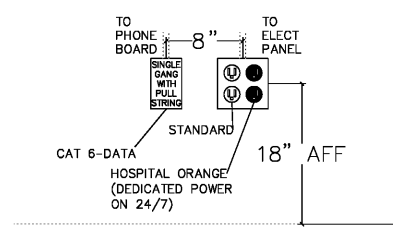
7 POWER RISER DIAGRAM
 NTS



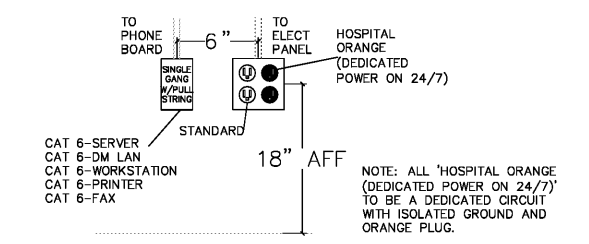
5 ISOLATED GROUND DETAIL
 NTS



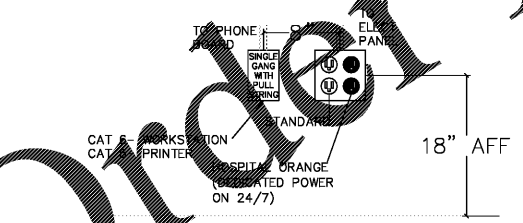
6 LIGHTING CONTROL RISER DIAGRAM
 NTS



2 POS & WORKSTATION DETAIL
 SCALE: NTS



1 OFFICE POWER & SIGNAL DETAIL
 SCALE: NTS



3 CUSTOMER SERVICE DETAIL
 SCALE: NTS

Order Plans