

Sprint

#1408 F9 CONVENTIONAL BUILD STORE
2707 GUESS RD, SUITE 110
DURHAM, NC 27705

REFERENCE CODES	OCCUPANT LOAD (CHAPTER 10)	ACCESSIBILITY (CHAPTER 11)
2015 INTERNATIONAL BUILDING CODE 2015 INTERNATIONAL FIRE CODE 2014 NATIONAL ELECTRIC CODE 2015 NATIONAL STANDARD PLUMBING CODE 2015 UNIFORM MECHANICAL CODE 2015 INTERNATIONAL ENERGY CONSERVATION CODE	SECTION 1004 TOTAL USEABLE SQ. FT. = 1,259 SQ. FT. SECTION 1004 TABLE 1004.1.2 MERCANTILE GRADE FLOOR SALES AREAS/30=> 909/60= 16 OCCUPANTS OFFICE AREAS/100=> 350/100= 4 OCCUPANTS TOTAL => 16 + 4 = 20 OCCUPANTS SECTION 1021 TABLE 1021.2(1) TOTAL # EXITS REQUIRED = 1 TOTAL # EXITS PROVIDED = 1	THESE PLANS COMPLY WITH ALL OF THE PROVISIONS SET FORTH BY "THE AMERICANS WITH DISABILITIES ACT" AND ANSI A117.1.
OCCUPANCY CLASSIFICATION (CHAPTER 3) SECTION 309 MERCANTILE GROUP M		
TYPE OF CONSTRUCTION (CHAPTER 6) SECTION 601 TABLE 601 TYPE II-B		
FIRE PROTECTION SYSTEMS (CHAPTER 9) SECTION 903.2.7 BUILDING IS NOT SPRINKLERED.		

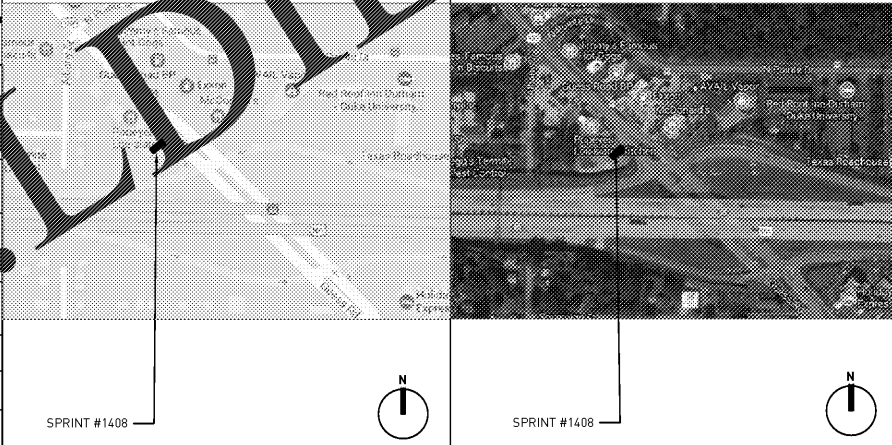
CODE INFORMATION U01

FORMAT: F9 CONVENTIONAL BUILD

NEW SPRINT STORE SUSTAINABLE DESIGN TENANT BUILDOUT, IN AN EXISTING BUILDING. WORK WILL CONSIST OF BUILDING NEW SALES FLOOR AND BACK OF HOUSE. NEW WORK WILL CONSIST OF DISPLAY FIXTURES, CEILING, PLUMBING FIXTURES, MECHANICAL DUCTWORK TO DIFFUSERS, INTERIOR PARTITIONS, FLOOR FINISHES, OUTLETS AND NEW LOCATIONS OF ELECTRICAL PANELS

PROJECT DESCRIPTION S13

CATEGORY	PURCHASED BY	INSTALLED BY	VENDOR	VENDOR CONTACT INFO
ALARM, SECURITY, AND SECURITY CAMERA	SPRINT	SPRINT VENDOR	SECURITAS ELECTRONIC SECURITY, INC.	TRACY DANIEL M: 309-215-1477 brian.daniel@securitas.com
APC MACHINES	SPRINT	SPRINT VENDOR	NCR COOPERATION (SPRINT COORDINATOR)	CHRIS PARKER O: 913-844-8244 Chris.Parker@sprint.com
COPIER, FAX, PRINTER	SPRINT	SPRINT VENDOR	PERFECT OUTPUT OF KANSAS CITY, LLC	DAVID VERTZ O: 913-431-5255 D: 913-972-735 David.Vertz@sprint.com
DISPLAYS, INTERIOR SIGNAGE, FILING CABINETS	SPRINT	GENERAL CONTRACTOR	INSIGNIA	LENDISA WILKINS O: 801-821-5744 EXT. 113 wendy@inStoreLLC.com
DOORS, FRAMES, HARDWARE, ETC	GENERAL CONTRACTOR	GENERAL CONTRACTOR	GC'S DISCRETION	GC'S DISCRETION
EMS (ENERGY MANAGEMENT SYSTEM)	SPRINT	GENERAL CONTRACTOR	CBRE BAS MANAGEMENT	CBRE BAS MANAGEMENT TEAM CBREBASManagement@sprint.com
EXTERIOR SIGN NOTE: ELECTRIC BY GC	SPRINT	SPRINT VENDOR	INTERSTATE SIGN CRAFTERS (AMERICAN SIGN CRAFTERS)	SARA MIRISOLA O: 561-547-3760 x252 M: 561-891-3535 smirisola@interstatesigncrafters.com
FIXTURES & FURNITURE	SPRINT	SPRINT VENDOR	VIRA MANUFACTURING INC.	MARK PRYZBYLKOWSKI M: (973) 207-4103 x108 mpryzbylkowski@viranet.com
FLOORING (VCT, ADHESIVE) *NOTE: WALL BASE BY SPRINT	GENERAL CONTRACTOR	GENERAL CONTRACTOR	GC'S DISCRETION	GC'S DISCRETION
FLOORING (SALES AREA - LVT, CARPET, ADHESIVE & RELATED MATERIALS)	SPRINT	GENERAL CONTRACTOR	CYNTHIA AYRES & COMPANY	VIVIAN PHILLIPS O: 913-383-2100 M: 913-481-5471 vivian.phillips@caayres.net
INSTAKEY	GENERAL CONTRACTOR	SPRINT VENDOR	INSTAKEY SECURITY SYSTEMS	JASON KRAMER O: 303-761-9999 x121 sprint@instakey.com
LIGHTING	GENERAL CONTRACTOR	GENERAL CONTRACTOR	FSG / AMERICAN LIGHT	MARGARET ROSE RICHARDSON O: 214-351-6266 x10182 margaret.richardson@fsg.com
MUSIC	SPRINT	SPRINT VENDOR	RETAIL RADIO	DEBBIE MERCER O: 913-794-6580 Debbie.L.Mercer@sprint.com
SAFE (CABINET & SECURITY CABINET)	SPRINT	SPRINT VENDOR	BLUEDOT	VICKIE THOMAS O: (909) 525-4732 sales@bluedotsafes.com vthomas@bluedotsafes.com
SECURITY SHUTTERS	SPRINT	SPRINT VENDOR	QMI SECURITY SOLUTIONS	JIM DALUGA 800-446-2500 x1038 jdalugajr@qmiusa.com
SHELVING	GENERAL CONTRACTOR	GENERAL CONTRACTOR	CF CLARK ASSOCIATES, INC	GREG PATON O: 630-493-9840 greg@cf-clark.com
SHOPPERTRAK	SPRINT	SPRINT VENDOR	SHOPPERTRAK	CONSTRUCTION PROJECT MANAGER
UNDER CARPET FLAT WIRING	GENERAL CONTRACTOR	GENERAL CONTRACTOR	ELECTRONICS SUPPLY COMPANY	BILL NEUSTADT O: 816-931-0250 billn@esk.com



VICINITY MAP M07

LOCATION MAP M01

- BUILDING IS NOT SPRINKLERED.
- PROVIDE OCCUPANCY SIGNS CONFORMING TO APPLICABLE BUILDING CODE REQUIREMENTS.
- PROVIDE ADDITIONAL EXIT SIGNS AND FIRE EXTINGUISHERS IN TYPE, NUMBER AND LOCATION AS DIRECTED BY THE FIRE DEPARTMENT FIELD INSPECTOR.
- GC SHALL VERIFY, COORDINATE AND/OR INSTALL ANY SMOKE DETECTION AND/OR FIRE ALARM CONNECTORS AS REQUIRED PER GOVERNING MUNICIPALITY.
- ANY REQUIRED FIRE DAMPER ASSEMBLIES INCLUDING SLEEVES AND INSTALLATION. PROCEDURES SHALL BE APPROVED BY THE BUILDING INSPECTOR PRIOR TO INSTALLATION.
- ALL REQUIRED PERMITS AND APPROVALS MUST BE OBTAINED FROM THE FIRE DEPARTMENT BEFORE BUILDINGS ARE OCCUPIED.
- DURING CONSTRUCTION, THE GC IS TO PROVIDE A PORTABLE FIRE EXTINGUISHER WITH A RATING OF NOT LESS THAN 2-A (NFPA 101) WITHIN 75 FOOT TRAVEL DISTANCE TO ALL PORTIONS OF THE BUILDING ON EACH FLOOR.
- CONTACT OPERATING MANAGER REGARDING FIRE ALARM REQUIREMENTS AND INSTALLATION. INSTALLATION AND DEVICES AT TENANT'S EXPENSE. TENANTS SPACE MUST MEET A.D.A. FIRE ALARM REQUIREMENTS.

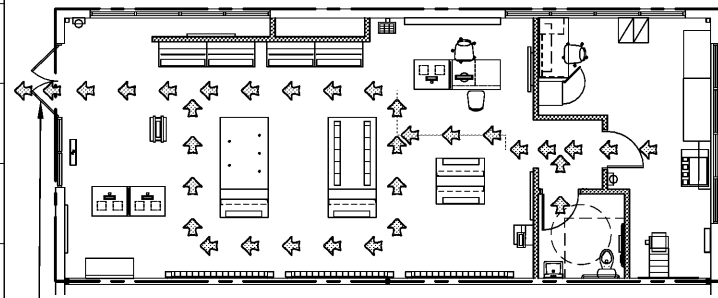
FIRE DEPARTMENT NOTES H01

ARCHITECT DESIGN FORUM ARCHITECTS, INC. 700 W. PETE ROSE WAY, SUITE 460 CINCINNATI, OHIO 45203 PHONE: (513) 975-4223 CONTACT: CHAD GLEASON E-MAIL: chad.gleason@interbrand.com	MEP ENGINEER DESIGN FORUM ENGINEERING 700 W. PETE ROSE WAY, SUITE 460 CINCINNATI, OHIO 45203 PHONE: (513) 975-4209 CONTACT: TIM RABERDING E-MAIL: Tim.Raberding@interbrand.com
PROJECT MANAGER EPS DARREN-ERIK DIAZ 347.949.1203 darren-erik.diaz@sprint.com	OWNER SPRINT 6550 SPRINT PARKWAY MAILSTOP K50PHR0312-3C300 OVERLAND PARK, KS 66251

- A00 COVER SHEET
- A00.1 APPENDIX B
- A01 SPECIFICATIONS
- A02 SPECIFICATIONS
- A03 SPECIFICATIONS
- A11 FLOOR PLAN
- A12 REFLECTED CEILING PLAN
- A13 FINISH/FIXTURE PLAN
- A21 DETAILS
- A22 INTERIOR ELEVATIONS
- M1 HVAC PLAN
- M2 MECHANICAL DETAILS
- M3 MECHANICAL SCHEDULES
- M4 MECHANICAL SPECIFICATIONS
- M5 MECHANICAL SPECIFICATIONS
- P1 PLUMBING PLAN
- P2 PLUMBING DETAILS AND RISER DIAGRAMS
- P3 PLUMBING SCHEDULES
- P4 PLUMBING SPECIFICATIONS
- P5 PLUMBING SPECIFICATIONS
- P6 SPRINKLER PERFORMANCE SPECIFICATION
- E1 ELECTRICAL LIGHTING PLAN
- E2 ELECTRICAL POWER PLAN
- E3 ELECTRICAL COMMUNICATION PLAN
- E4 ELECTRICAL RISER, SCHEDULES & DETAILS
- E5 ELECTRICAL LEGEND & DETAILS
- E6 ELECTRICAL SPECIFICATIONS
- E7 ELECTRICAL SPECIFICATIONS

CONTACT INFORMATION A07

SHEET INDEX A01



EXIT DOORS TO BE OPERABLE FROM INSIDE WITHOUT USE OF A KEY OR ANY SPECIAL KNOWLEDGE OR EFFORT AND HAVE ADA COMPLIANT THRESHOLD.

LEGEND	
EGRESS EXTENDS TO PUBLIC RIGHT OF WAY.	
REQUIRED MINIMUM EGRESS WIDTH.	
DIRECTION OF EGRESS TRAVEL.	

EGRESS PLAN J27

NOTES:

A. GC TERMINATES ELECTRICAL, CABLE VENDOR TERMINATES DATA, GC INSTALLS BOTH DATA AND ELECTRICAL WIRE IN THE FLOOR TRENCH.

B. GC RESPONSIBLE FOR COORDINATING THE SCHEDULE, DELIVERY, AND INSTALLATION OF ALL VENDOR PROVIDED ITEMS. GC IS ADDITIONALLY RESPONSIBLE FOR COORDINATING ALL REVIEW OF PLANS WITH ANY AND ALL SPRINT VENDORS.

C. SECURITY VENDOR MUST COORDINATE FINAL SECURITY PLANS WITH SPRINT AND COORDINATE PHASING OF INSTALLATION WITH GC. REMOVE ANY AND ALL ABANDONED WIRE, DEVICES, OUTLET BOXES, AND EQUIPMENT.

D. CABLING VENDOR MUST COORDINATE FINAL DROP COUNTS AND LOCATIONS WITH SPRINT. CABLING VENDOR TO COORDINATE INSTALLATION WITH GC.

E. MUSIC VENDOR IS RESPONSIBLE TO COMPLETE NEW MUSIC SYSTEM. MUSIC VENDOR TO COORDINATE INSTALLATION WITH GC.

F. EXTERIOR SIGNAGE VENDOR IS RESPONSIBLE FOR COORDINATING THE PERMITTING APPROVAL, PRODUCTION, DELIVERY, AND INSTALLATION OF THE EXTERIOR SIGNAGE. ELECTRICAL CONNECTORS, WIRE SIGNAGE VENDOR SHALL COORDINATE THE SIGNAGE INSTALLATION WITH THE GC.

G. GC TO PROVIDE COMPLETE PROFESSIONAL CLEANING OF THE ENTIRE STORE AT THE END OF PROJECT. ALSO TO REPLACE HVAC FILTERS UPON THE COMPLETION OF EACH PHASE OF CONSTRUCTION AND AT THE END OF PROJECT.

I. THE SAFE, SECURITY CABINET, AND APC MAY BE BOLTED TO THE FLOOR BY SPRINT OR IT MAY BE THE GC'S RESPONSIBILITY. COORDINATE WITH SPRINT'S PROJECT MANAGER.

J. GC MUST INCLUDE IN BID, COST OF ONE, 40 CUBIC-YARD DUMPSTER FOR USE BY SPRINT VENDOR TO DISPOSE OF PACKAGING MATERIALS, ETC.

K. GC TO ENSURE ALL WAREHOUSE HAZARDOUS AND NON-HAZARDOUS ARE DISPOSED OF AND NOT RECYCLED IN ACCORDANCE WITH ALL APPLICABLE CODES, INCLUDING LOCAL, STATE, AND NATIONAL CODES AND REGULATIONS.


L. GC TO INCLUDE COST OF ALL SUB-CONTRACTOR PERMIT FEES IN BID. VERIFY WITH ARCHITECT IF BUILDING PERMIT AND PLUMBING PERMIT FEES SHOULD BE INCLUDED IN BID.

M. GC TO VERIFY EXISTING CONDITIONS AND NOTIFY PM OF ANY DISCREPANCIES.

N. GC TO OBTAIN CABLING QUOTES FROM ANY QUALIFIED VENDORS. OPTIONAL CABLE VENDORS FOR QUOTES:
ICAS - BRAD BENSON (bbenson@icascorp.com) 913-485-7160
ROYAL - JAMES WEST (jwest@royalsvcs.com) 913-387-2877

GENERAL NOTES A27

RESPONSIBILITY SCHEDULE A13



Sprint

#1408 DURHAM

2707 GUESS RD, SUITE 110
DURHAM, NC 27705

MARK	DATE	DESCRIPTION

SHEET TITLE
COVER SHEET

PROJECT NUMBER SPR1408
SHEET AUTHOR CHAD GLEASON
CHECKED BY DON HERRMAN
DATE SEPTEMBER 26, 2017

SHEET:
A00