




ALL DESIGNS, DRAWINGS AND SPECIFICATIONS DEPICTED ON THIS SHEET ARE THE PROPERTY OF R4 ARCHITECTURE, P.A. ANY UNAUTHORIZED USE OR REPRODUCTION IS SUBJECT TO LEGAL PROSECUTION. PERMISSION IN ANY FORM CONSTITUTES ACCEPTANCE OF THESE CONDITIONS. COPYRIGHT 2017

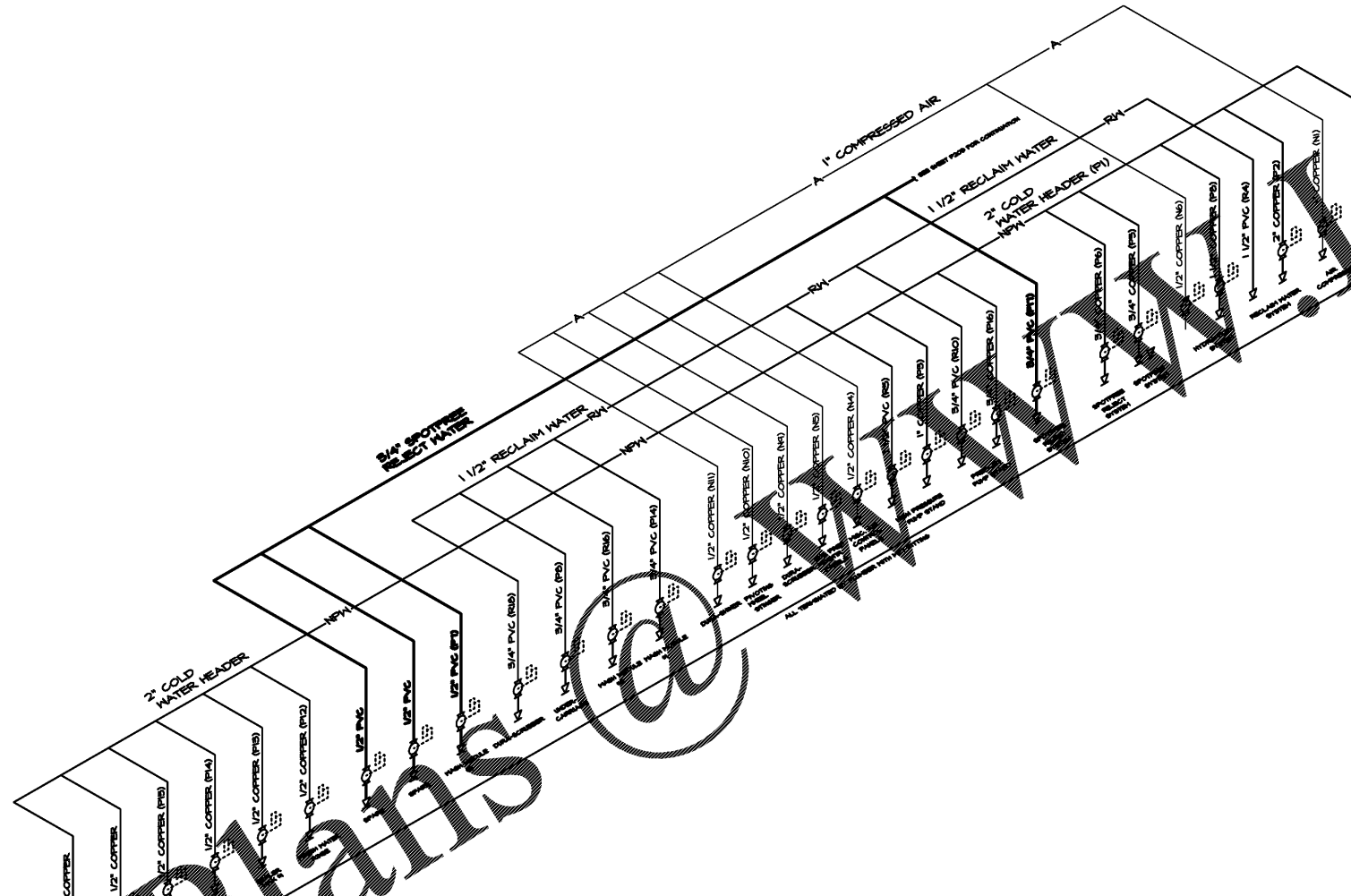


Project
 Sam's Xpress Car Wash
 4965 University Parkway
 Winston-Salem, NC 27106

Owner
 Sam's Mart
 790 Courthouse Place
 Suite 200
 Matthews, NC 28105




June 15, 2017



Order Plans

Line



124 Floyd Smith Dr
 Suite 375
 Charlotte, NC 28262
 Tel - 704 - 688-7500

7301 Rivers Avenue
 Suite 188
 North Charleston, SC 29406
 Tel - 843 - 531-6848

www.R4architecture.com

Revision	Date

NOTES - THIS SHEET	
1.	2" NON-POTABLE WATER (NPW) WATER LINE DOWNSTREAM OF DOMESTIC WATER SUPPLY BACKFLOW PREVENTER. SEE SHEET P200 FOR CONTINUATION.
2.	3/4" BALL VALVE STUB OUT FOR CAR WASH EQUIPMENT PIPING SUPPLY CONNECTION.
3.	1 1/2" RECLAIM WATER SUPPLY FROM RECLAIM PUMP.
4.	1 1/2" TEE WITH ISO VALVE AS PROVISION FOR FUTURE IN-LINE BOOSTER PUMP INSTALLATION.

NOTE TO CONTRACTOR	
1.	THE PLUMBING CONTRACTOR SHALL COORDINATE WITH THE EQUIPMENT DRAWINGS FOR INSTALLATION OF ALL PIPING RELATING TO ALL EQUIPMENT AND REQUIRED CONNECTIONS PER EQUIPMENT SUPPLIER/OWNER LAYOUT. ALL WORK SHALL BE IN ACCORDANCE WITH STATE AND LOCAL CODES.
2.	THE PLUMBING CONTRACTOR SHALL COORDINATE ALL UTILITIES AND LINES RELATING TO CAR WASHING EQUIPMENT WITH THE CIVIL ENGINEER AND THE CIVIL DRAWINGS.

Drawn By	SABER
Checked By	SABER
Issue Date	06.15.17
Project No	170382

Sheet Title
 EQUIPMENT
 WATER RISER
 DIAGRAM

Sheet Number
 P301