

KEYNOTES

16.826 ELECTRICAL SEAL-OFFS NOT SHOWN. PROVIDE SEAL-OFFS FOR ALL CONDUITS. ALL SEAL-OFFS AND JUNCTION BOXES TO BE 1" MINIMUM ABOVE PENETRATIONS. ELECTRICAL CONDUITS SHALL NOT BE ROUTED OVER THE MANWAY COVER. FLEXIBLE CONNECTORS FOR THE ELECTRICAL CONNECTIONS FROM EXPLOSION PROOF JUNCTION BOX TO THE SUBMERGED PUMP WILL NOT BE ACCEPTED. ALL CONNECTIONS MUST BE TO RIGID CONDUIT.

16.844 1" GRC TO SITE MONITORING WIRING CABINET BY OWNER'S MANAGER'S OFFICE.

HFA
ARCHITECTS
ENGINEERS
INTERIORS

HARRISON FRENCH
& ASSOCIATES, PLLC

1705 S. GARDNER BLVD., SUITE 3
MONTICELLO, ARKANSAS 72712
501.273.7780
501.888.520.9685
www.hfa-ac.com

STIPULATION FOR REUSE

THIS DRAWING WAS PREPARED FOR USE ON A SPECIFIC SITE AT A PARTICULAR TIME AND UNDER SPECIFIC CONDITIONS. IT IS NOT INTENDED TO BE REUSED FOR ANY OTHER PROJECT WITHOUT THE WRITTEN CONSENT OF THE ARCHITECT AND ENGINEER. ANY REPRODUCTION OF THIS DRAWING FOR ANY OTHER PROJECT WITHOUT THE WRITTEN CONSENT OF THE ARCHITECT AND ENGINEER IS PROHIBITED AND MAY BE CONSIDERED A VIOLATION OF THE PROFESSIONAL ETHICS OF THE ARCHITECT AND ENGINEER.

SAM'S MART
US HY 74 & TECHNOLOGY BLVD
INDIAN TRAIL, NC 28079

JOB NUMBER: 07-16-80004

ISSUE BLOCK

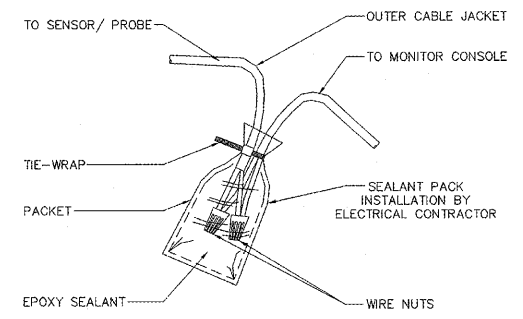
STORE NO.:
DOCUMENT DATE: 05-31-17
CHECKED BY: JAC
DRAWN BY: KRS
PROTO CYCLE: MAY-2017



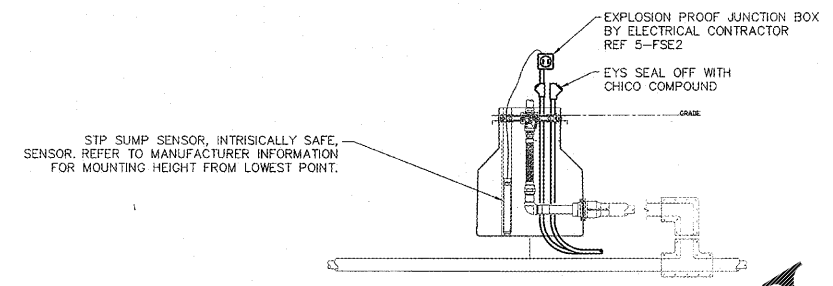
HARRISON FRENCH AND ASSOCIATES, PLLC
P-0402
5-31-17

TANK ELECTRICAL PLANS AND ELECTRICAL DETAILS

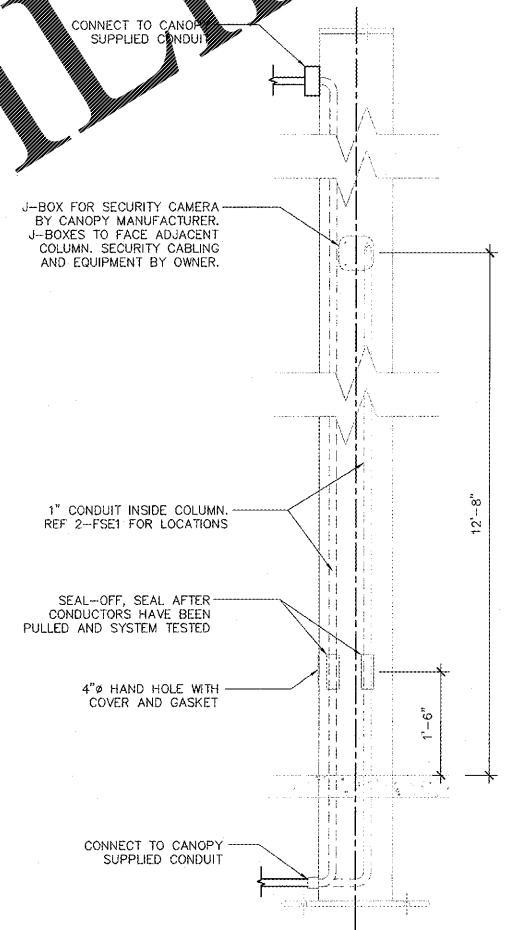
SHEET: **FSE2**



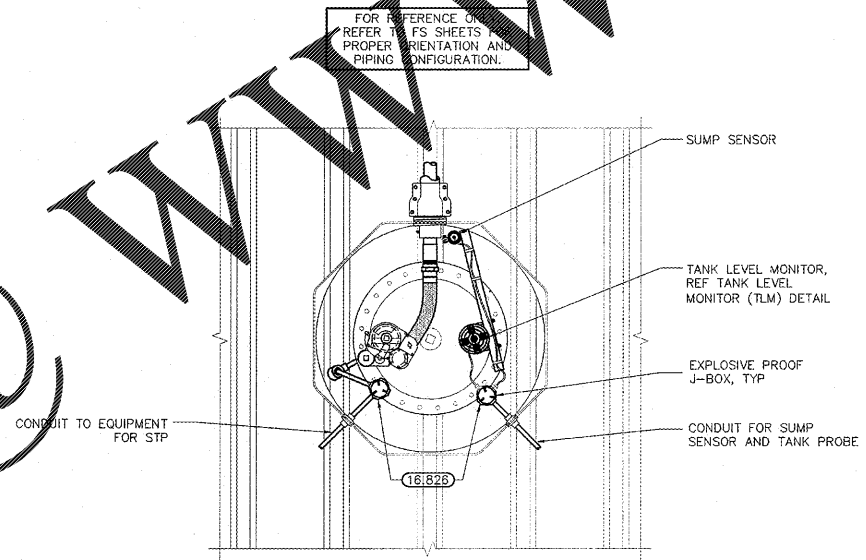
7 WIRE CONNECTION EPOXY SEAL DETAIL
NTS



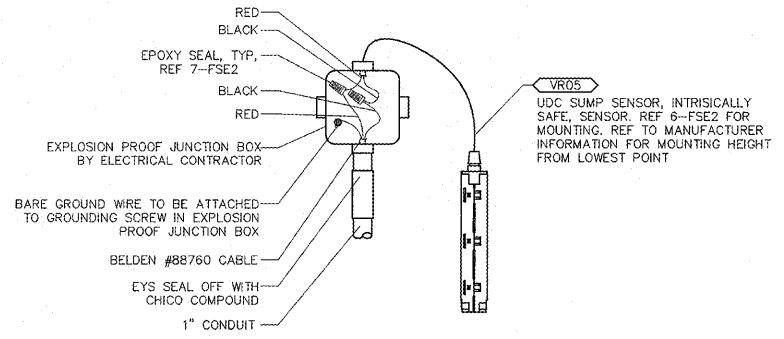
6 DISPENSER SUMP SENSOR DETAIL
NTS



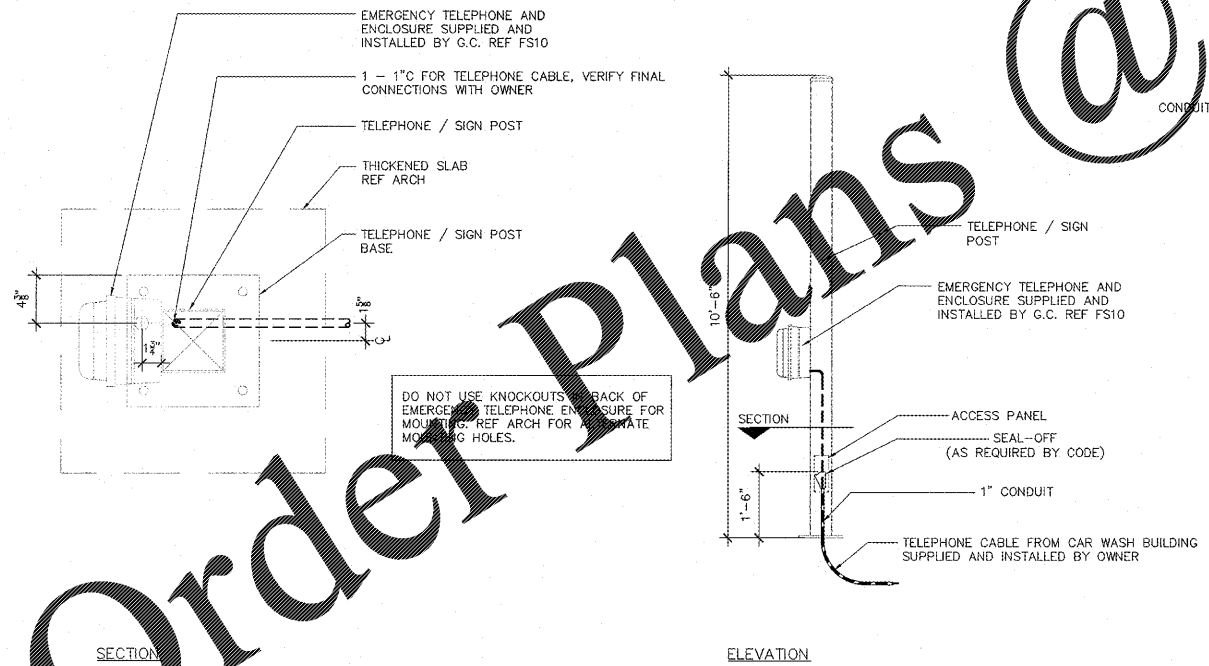
3 CANOPY COLUMN DETAIL (TYPICAL)
NTS



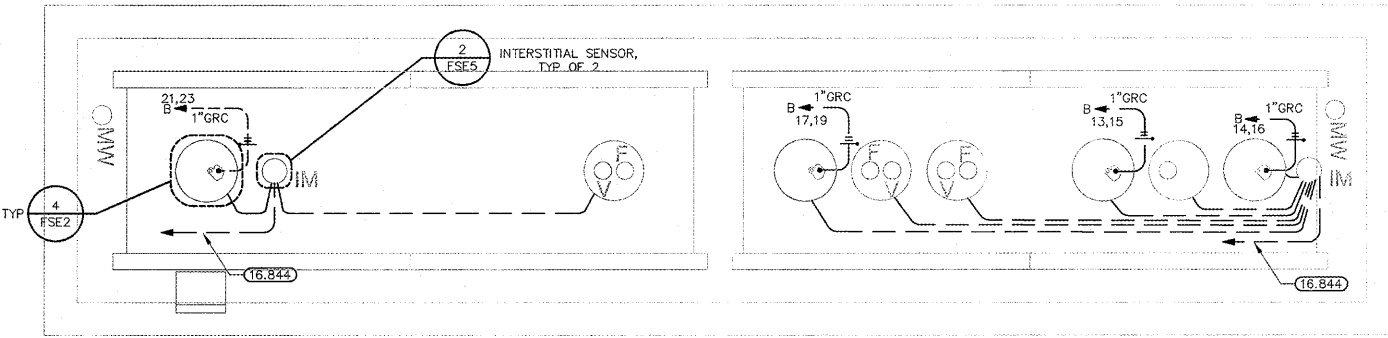
4 STP SUMP SECTION (TYPICAL)
3/4" = 1'-0"



5 UDC SUMP SENSOR MOUNTING DETAIL
NTS



2 TELEPHONE AND SIGN POST PLAN
NTS



1 TANK FIELD ELECTRICAL PLAN
3/16" = 1'-0"

TANK FIELD PLAN SHOWN FOR REPRESENTATIVE PURPOSE ONLY. FUELING CONTRACTOR SHALL COORDINATE ALL CONDUITS AND CONDUCTORS. REFER TO FS1 SHEETS

Order Plans @ WWW.LDILine.com