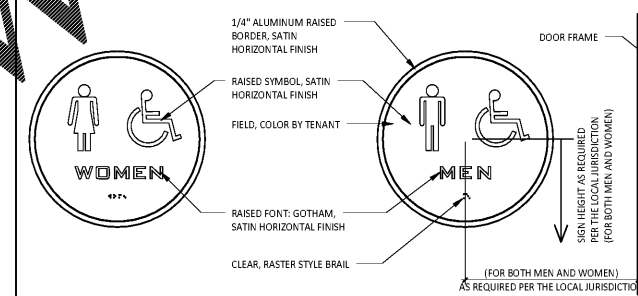


RESTROOM ACCESSORY SCHEDULE

ITEM #	DESCRIPTION	MANUF	MODEL	QTY	PROVIDED BY	INSTALLED BY	UTILITY				MOUNTING HEIGHT	REMARKS
							ELEC	GAS	WATER	SEWER		
1A	Grab Bar - 36in	ASI	3501-36	2	WA	GC						Provide Plywood Blocking to Mount to Wall
1B	Grab Bar - 42in	ASI	3501-42	2	WA	GC						Provide Plywood Blocking to Mount to Wall
1C	Grab Bar - 18in	ASI	3501-18	2	WA	GC						Provide Plywood Blocking to Mount to Wall
3	Mirror	ASI	0600B 18x36	2	WA	GC						Provide Plywood Blocking to Mount to Wall
5	Tank Type Soap Dispenser	ASI	O345	2	WA	GC						
7	Recessed Toilet Paper Dispenser	ASI	OO31	2	WA	GC						
8	Utility Shelf	ASI	0692	1	WA	GC						
9	Recessed Convertible Paper Towel Dispenser and Waste Receptacle, Recess Mounted in Wall	Bobrick	B-3944	2	WA	GC						Rough Opening: 6 1/4"W x 12 1/4"H x 3 3/8"D; Top Of Rough Opening @ 29 1/4" AFF
12	Napkin Disposal - Recessed	ASI	O473	1	WA	GC						Provide Plywood Blocking to Mount to Wall
14	Restroom Hand Sink	Kohler	K-2084	2	GC	GC						Rough Opening: 16"W x 54 3/4"H x 4"D. Provide Plywood Blocking to Mount to Wall
14.1	Restroom Hand Sink Faucet	T&S	EC-3102-TMV-L F-05	2	GC	GC						• Consultant responsible for determining offset of ADA clearance from front edge of hand sink (parameter ADA Offset Front of Sink)
15	Hand Hygiene Dispenser - White - Manual	ECOLAB	Nexa	2	WA	GC						To be furnished with GPM Aerator Installed. Thermostatic mixing valve is also included.
16a	Surface Mounted Horizontal Baby Changing Station	Koala Care	KB200-05	2	WA	GC						• To provide adequate blocking to support the baby changing equipment. Blocking shall be installed in such a manner to not damage or compromise the rated assembly of the existing wall construction
17	Coat Hook	ASI	Z14	2	WA	GC						


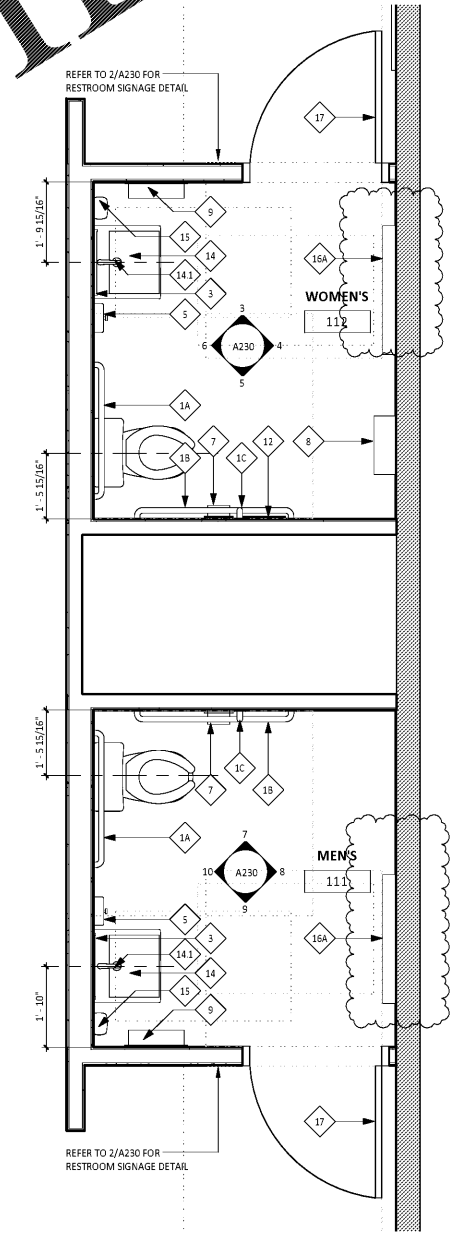
GENERAL NOTES

- ALL DIMENSIONS ARE TO FACE OF STUD UNLESS OTHERWISE NOTED.
- REFER TO A126 FOR TILE NOTES.
- ALL ACCESSORIES SHALL BE AS MANUFACTURED BY AMERICAN SPECIALTIES INC OR TENANT APPROVED EQUIVALENT UNLESS DESIGNATED OTHERWISE. PROVIDE SOLID FRT WOOD BLOCKING AS NECESSARY FOR INSTALLATION PER MANUFACTURER'S RECOMMENDATIONS. SEE SHEET 0002 FOR ACCESSIBILITY GUIDELINES & MOUNTING HEIGHT REQUIREMENTS.
- REFER TO A120 FOR FINISH SCHEDULE.
- REFER TO A140 AND ELECTRICAL DRAWINGS FOR LIGHT FIXTURE SCHEDULE.



INTERIOR FINISH PLAN

WALL BASE FINISHES		WALL FINISHES	
LGD. #		LGD. #	
B1	BLACK RUBBER, COVELESS	P1	NOT USED
B2	QUARRY TILE	P2	FIBERGLASS REINFORCED PANELS (SMOOTH FINISH)
B3	BLACK RUBBER, COVE	P3	GYP BD; PAINT "THIN ICE", SATIN FINISH ABOVE 5'-0" AFF
		P4	GYP BD; PAINT "THIN ICE", SEMI-GLOSS BELOW 5'-0" AFF
		P5	CERAMIC TILE
		P6	FIBERGLASS REINFORCED PANELS (PEBBLED FINISH)
		P7	DIAMOND PLATE TO 48" AFF
		P8	GYP BD; PAINT "AUTUMN RIDGE" BEHIND SLAT WALL
		P9	WOOD SLAT WALL SYSTEM
		P10	NOT USED



15. 186th Avenue North, 186th Ave. NW, Suite 200
 Phoenix, AZ 85024-1868
 Phone: 602.944.8860
 Website: www.wilkusarchitects.com

EXPIRES 12-31-17
 SIGNATURE
 30 August, 2017
 DATE

COPYRIGHT 2017
 THIS DRAWING IS AN INSTRUMENT OF SERVICE AND AS SUCH REMAINS THE PROPERTY OF CHIPOTLE MEXICAN GRILL, INC. PERMISSION FOR USE OF THIS DOCUMENT IS LIMITED AND CAN BE EXTENDED ONLY BY WRITTEN AGREEMENT WITH CHIPOTLE MEXICAN GRILL, INC.



STORE NO.: 3007
 Purcellville
 1200 Wolf Rock Drive, Suite 130
 Purcellville, VA 20132

Issue Record
 12-15-16 Permit Set

Revisions
 03-06-17 OWNER COMMENTS
 08-23-17 CHIPOTLE COMMENTS

Drawn: D. Austin
 Checked: M. Wilkus
 Project No: 2016-0424

Contents
 Restroom Plans,
 Elevations & Schedules

A230

Order Plans