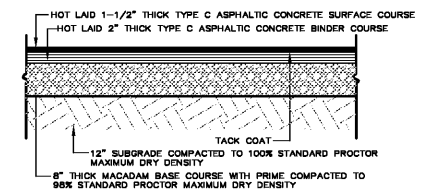
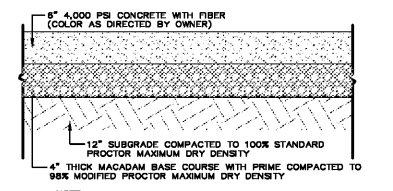


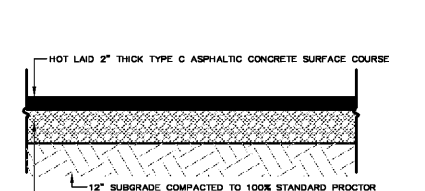
**FULL DEPTH BITUMINOUS PAVEMENT DETAIL IN SCOT R/W**  
NOT TO SCALE



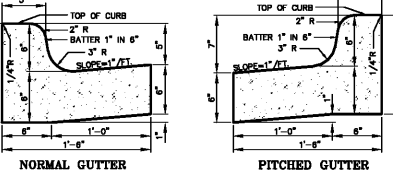
**HEAVY DUTY BITUMINOUS PAVEMENT DETAIL**  
NOT TO SCALE



**CONCRETE PAVEMENT DETAIL**  
NOT TO SCALE

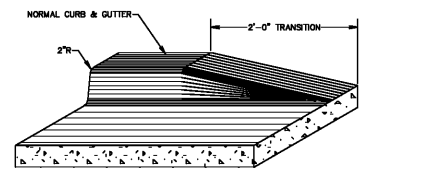


**LIGHT DUTY BITUMINOUS PAVEMENT DETAIL**  
NOT TO SCALE

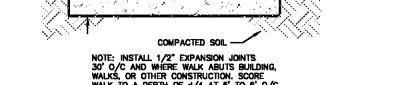


**NORMAL GUTTER**  
**PITCHED GUTTER**

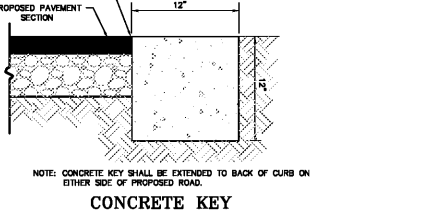
**NOTES:**  
1. CURB AND GUTTER TO BE CONSTRUCTED IN 10-FOOT LENGTHS.  
2. 1/2\"/>



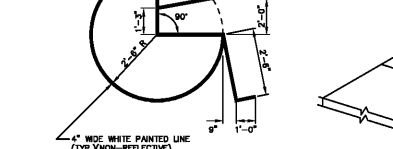
**FEATHERING OF CURB AND GUTTER DETAIL**  
NOT TO SCALE



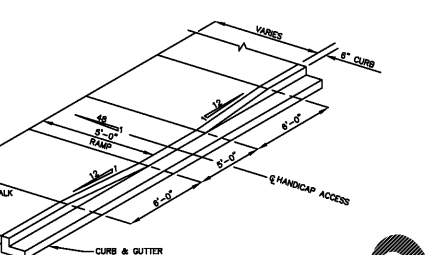
**BARRIER TYPE CURB AND GUTTER**  
NOT TO SCALE



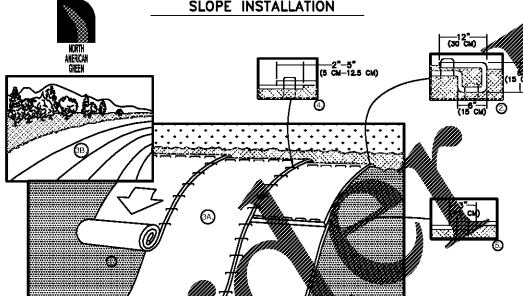
**CONCRETE KEY**  
NOT TO SCALE



**HANDICAP SYMBOL DETAIL**  
NOT TO SCALE

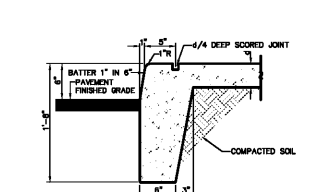


**HANDICAP ACCESS RAMP**  
NOT TO SCALE

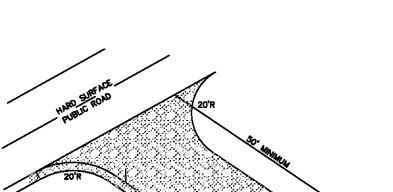


**1. PREPARE SLOPE:** Remove all vegetation, rocks, and debris from the area to be stabilized. The surface should be smooth and free of obstructions.  
**2. BEGIN STAPLING:** Staple the blanket to the slope at the top and bottom. The staples should be spaced at 12\"/>

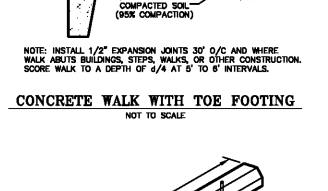
**STAPLE PATTERN FOR EROSION CONTROL BLANKET**  
NOT TO SCALE




**TOE FOOTING DETAIL**  
NOT TO SCALE



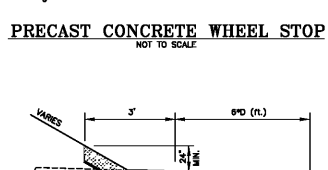
**GRAVEL CONSTRUCTION EXIT**  
NOT TO SCALE




**CONCRETE WALK WITH TOE FOOTING**  
NOT TO SCALE



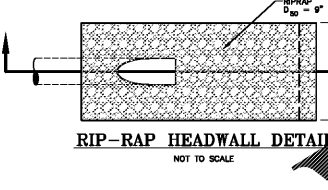
**PRECAST CONCRETE WHEEL STOP**  
NOT TO SCALE



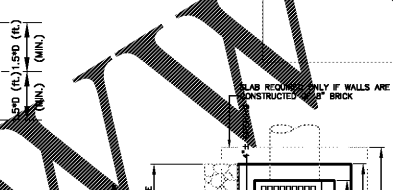
**SECTION AT RIP-RAP HEADWALL**  
NOT TO SCALE



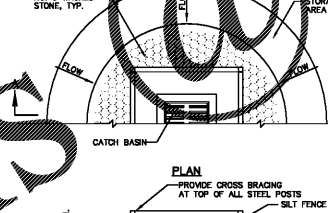
**RIP-RAP HEADWALL DETAIL**  
NOT TO SCALE



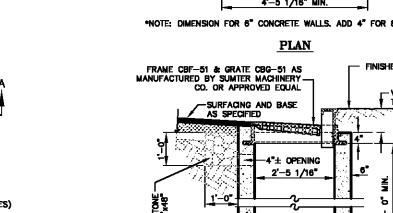
**CATCH BASIN**  
NOT TO SCALE



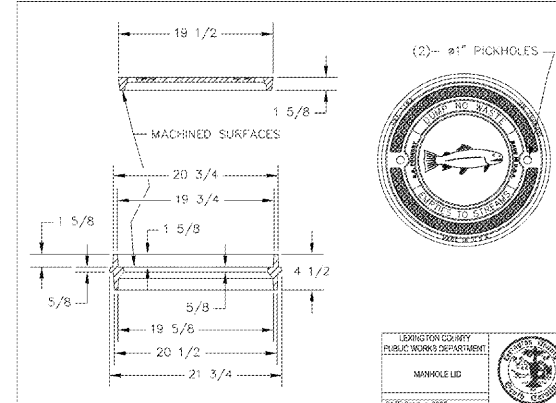
**SECTION A-A**  
NOT TO SCALE



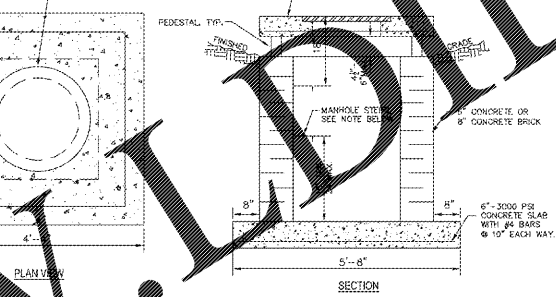
**TEMPORARY CATCH BASIN SEDIMENT TRAP**  
NOT TO SCALE



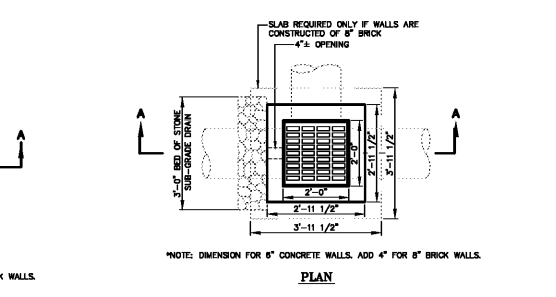
**TYPE ONE CATCH BASIN**  
S.C.D.H.P.T. DESIGN - DRAWING No. 719-1  
NOT TO SCALE



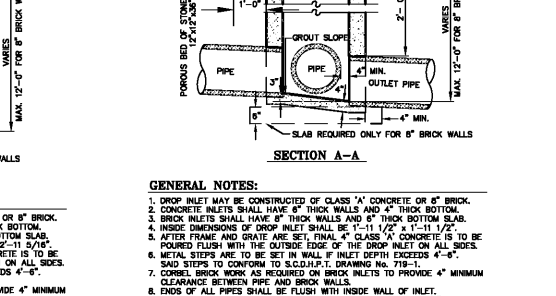
**MANHOLE LID**  
S.C.D.H.P.T. DESIGN - DRAWING No. 719-2  
NOT TO SCALE



**MANHOLE FRAME AND COVER**  
S.C.D.H.P.T. DESIGN - DRAWING No. 719-3  
NOT TO SCALE



**24\"/>**



**SECTION A-A**  
S.C.D.H.P.T. DESIGN - DRAWING No. 719-4  
NOT TO SCALE

**TABLE 3.14 PERMANENT VEGETATION SCHEDULE**

Species	Flowers (Days/Year)	Optimum Dates to Plant	Remarks
Bahia Grass (Alone)	40	March 20 - June 15	Slow to become established
Bahia Grass (Mix)*	30	March 20 - June 15	Slow to become established
Bermuda Grass (Mowed)	4-8	April - July 15	Quick cover, seed for partial water kill
Bermuda Grass (Mowed) (Alone)	4-8	April - July 15	Quick cover, seed for partial water kill
Fescue, Tall (KY31) Alone	40	August 15 - October	Quick cover, seed for partial water kill
Fescue, Tall (KY31) Mix*	20	August 15 - October	Quick cover, seed for partial water kill
Smooth Stems (Smooth) Alone or Mix*	40	April - June	Quick cover, seed for partial water kill
Smooth Stems (Smooth) (Alone or Mix*) (Inoculate with AB Inoculant)	40	April - June	Quick cover, seed for partial water kill
Smooth Stems (Smooth) (Alone or Mix*) (Inoculate with AB Inoculant)	2	August 20 - October	Quick cover, seed for partial water kill

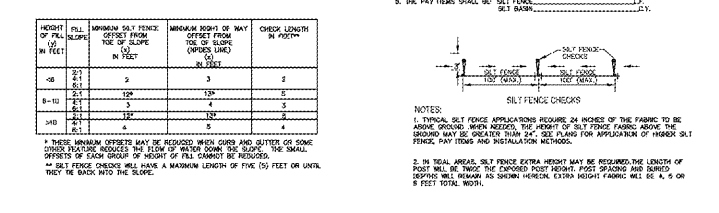
**TABLE 3.15 PERMANENT VEGETATION SCHEDULE FOR SLOPE PROTECTION**

Species	Flowers (Days/Year)	Optimum Dates to Plant	Remarks
Weeping Lovegrass (Alone)	4	April - July 20	Quick cover, seed for partial water kill
Weeping Lovegrass (Mix)*	2	April - July 20	Quick cover, seed for partial water kill

**NOTES:**  
1. For details on mixes consult the Lexington County Public Works Department (903) 359-3165 ext. 3.  
2. For details on mixes consult the Lexington County Public Works Department (903) 359-3165 ext. 3.  
3. For details on mixes consult the Lexington County Public Works Department (903) 359-3165 ext. 3.

**TABLE 3.16 PERMANENT VEGETATION SCHEDULE FOR SLOPE PROTECTION**

Species	Flowers (Days/Year)	Optimum Dates to Plant	Remarks
Weeping Lovegrass (Alone)	4	April - July 20	Quick cover, seed for partial water kill
Weeping Lovegrass (Mix)*	2	April - July 20	Quick cover, seed for partial water kill



**SILT FENCE DETAIL**  
S.C.D.H.P.T. DESIGN - DRAWING No. 719-5  
NOT TO SCALE

**GENERAL NOTES:**  
1. CONCRETE INLET MAY BE CONSTRUCTED OF CLASS 'A' CONCRETE OR 8\"/>

**REVISIONS**

NO.	DATE	DESCRIPTION



10719 WILSON BLVD. • P.O. BOX 923 • BLYTHEWOOD, S.C. 29016  
(803) 714-9832 OFFICE • (855) 787-9289 FAX

**DETAILS**  
**PROPOSED HARDEE'S RESTAURANT**

PREPARED FOR  
**SHIVA SHRI, LLC**

IN THE TOWN OF BATESBURG-LEESVILLE, LEXINGTON COUNTY, SOUTH CAROLINA

DATE: OCT. 26, 2016 SCALE: AS SHOWN SHEET C6 OF 9

PROJECT No. 13078