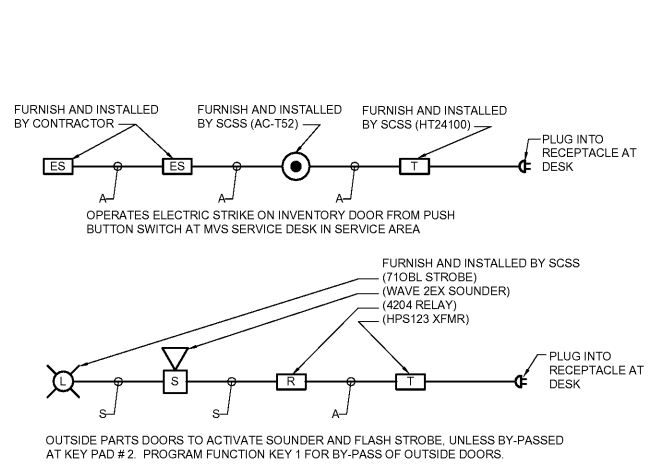


**1 BURGLAR ALARM RISER DIAGRAM**  
 BA1 SCALE: 1/8" = 1'-0"



**2 RISER DIAGRAM**  
 BA1 SCALE: 1/8" = 1'-0"

**GENERAL PLAN NOTES**

- CONTRACTOR SHALL EXECUTE ALL WORK NECESSARY FOR A COMPLETE AND OPERATIONAL BURGLAR ALARM SYSTEM PER APPLICABLE NATIONAL AND LOCAL CODES, AND AS REQUIRED BY THE AHJ AND BY THE CLIENT/OWNER OF THE FACILITY.
- THE CONTRACTOR IS RESPONSIBLE FOR ALL DESIGN WORK, WIRING, AND CALCULATIONS FOR A COMPLETE INSTALLATION.

**BURGLAR ALARM PLAN GENERAL NOTES**

- UTILIZE A VISTA 20A CONTROL COMMUNICATOR FOR THE INTRUSION SYSTEM. STANLEY ALARM CENTER, MINNEAPOLIS MN. SHALL MONITOR AND PROGRAM THE INTRUSION ALARM SYSTEM.
- INSTALL THE SYSTEM IN COMPLIANCE WITH THE STANLEY SECURITY DRAWINGS AND SPECIFICATIONS.
- T-TAPPING THE WIRING IS NOT PERMITTED. POWERED AND NON-POWER DEVICE WIRING SHALL BE CLASS "B"
- OUTDOOR DEVICES LISTED FOR OUTDOOR USE AND WEATHERPROOF.
- CONDUIT, BOXES, (UND) FITTINGS, COUPLINGS, CONNECTORS, STRAPS, SUPPORTS, PLUG WIRING BUSHINGS, ETC. SHALL BE PROVIDED BY THE CONTRACTOR. ALL WORK SHALL MEET THE LATEST REQUIREMENTS OF THE "NEC".
- CONTRACTOR SHALL PROVIDE ALL LINE VOLTAGE (120V MAX) INSTALLED IN A SEPARATE CONDUIT SYSTEM. LOW VOLTAGE CIRCUITING SHALL BE INSTALLED EXPOSED PER "NEC" ARTICLE 725 (UNO) BY LOCAL JURISDICTIONAL AUTHORITIES AND SHALL BE INSTALLED BY THE SECURITY SYSTEM CONTRACTOR. CABLE BELOW THE BAR JOIST OR OTHER ROOF STRUCTURE PROTRUDING LOWER OR OTHER LOCATIONS WHERE THE CABLE MAY BECOME EXPOSED AND DAMAGED, MUST BE WITHIN A CONDUIT SYSTEM PROVIDED BY THE CONTRACTOR.
- MOUNT MAIN CONTROL CABINETS AT 60" AFF TO CENTER. LABEL "INTRUSION SYSTEM". MOUNT KEYPAD AT FRONT DOOR AT 60" AFF TO TOP OF KEYPAD.
- INSTALL WIRING AS SHOWN ON "BURGLAR ALARM RISER DIAGRAM". PERMANENTLY IDENTIFY WIRE LAYOUT. PROVIDE NOT LESS THAN 18" OF SLACK AT EACH DEVICE, AND 6" OF SLACK COILED UP WIRE AT THE MAIN CONTROL PANEL AND CONDUIT BOXES FOR FINAL TERMINATION. METER THE CIRCUITS FOR PROPER INTEGRITY BY A TECHNICIAN PRIOR TO FINAL TERMINATION, AND LABEL ALL WIRE WITH IDENTIFICATION NUMBERS.
- ON DEDICATED PHONE LINE OR ONE DEDICATED NETWORK LINE VIA "RJ-31X" OR "RJ-45X" JACKS SHALL BE PROVIDED WITHIN TWO FEET OF THE MAIN "V20P" PANEL. THE BLACK BOX "RJ31X" TELCO JACKS SHALL NOT BE LOCATED IN ANY CABINETS, PER PHONE COMPANY REGULATIONS.

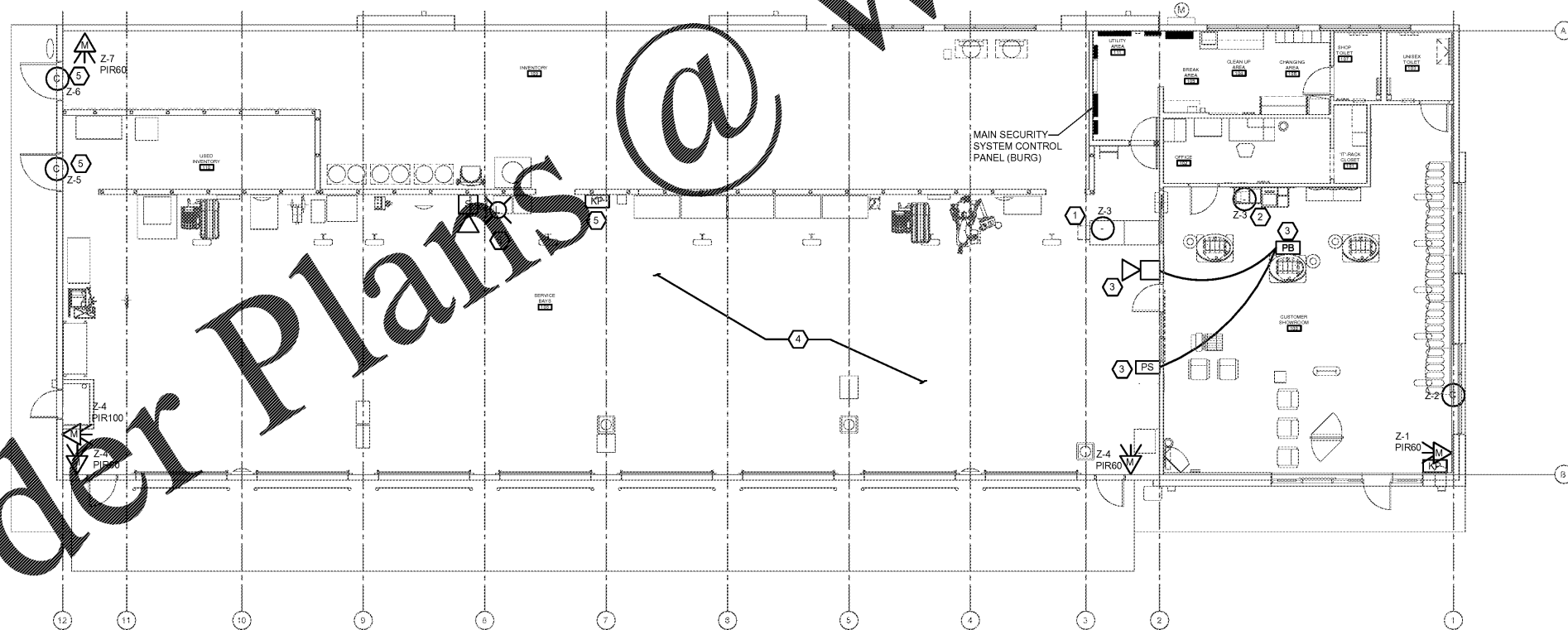
**BURGLAR ALARM KEYED NOTES**

- MVS DESK IN TIRE CENTER.
- CASH DESK IN SHOWROOM AREA.
- ASSISTANCE SYSTEM - PUSH-BUTTON-SWITCH IN SHOWROOM AREA ACTIVATES SIREN IN SERVICE AREA. INTENT IS TO SUMMON FOR HELP.
- REFER TO "REQUIREMENTS DOCUMENT" FOR ANY QUESTIONS, OR CONTACT STANLEY SECURITY PROJECT MANGER.
- OUTSIDE PARTS DOORS, SCSS TO FURNISH AND INSTALL SURFACE MOUNTED MAGNETIC DOOR CONTACT TO ACTIVATE SOUNDER AND FLASH BLUE STROBE UNLESS BY-PASSED AT THE KEY PAD. PROGRAM #1 FUNCTION KEY ON KEY PAD FOR MANAGER BY-PASS OF THESE DOORS.

**BURGLAR ALARM SYMBOLS**

SYMBOL	DESCRIPTION	MODEL #	QUANTITY
	SECURITY SYSTEM CONTROL PANEL	HW-VISTA 20P	1
	SECURITY ALARM REMOTE KEYPAD/ANNUNCIATOR	HW-6150	1
	ASSISTANCE SIREN	PR-DS-50	1
	HOLD-UP BUTTON SWITCH MOUNTED UNDER DESK	HW-27DR	2
	ASSISTANCE SYSTEM POWER SUPPLY	MB-MGT121AR	1
	ASSISTANCE SYSTEM PUSH-BUTTON	AC-SPN2384	1
	MOTION SENSOR (35'-60'-100')	CK-IS25100TC	5
	INDUSTRIAL DOOR CONTACTOR, SURFACE MOUNTED	CK-MPS80WGX	3
	PIEZO SOUNDER, SURFACE WALL MOUNTED	WAVE 2EX	1
	HIGH INTENSITY STROBE, BLUE, SURFACE WALL MOUNT	710BL	1
	PUSH BUTTON SWITCH TO RELEASE ELECTRIC STRIKE	AC-TS2	2

A CIRCUIT CABLE, 18/2C TWISTED PLENUM RATED, WHITE  
 B CIRCUIT CABLE AND POWER, 16/4C TWISTED, PLENUM, WHITE  
 C ZONE 1 ADDRESS BUS, 18/4C TWISTED SHIELDED, PLENUM RATED, WHITE  
 N DATA BUS, 18/4C TWISTED SHIELDED, PLENUM RATED, (KEYPAD AND NETWORK)  
 S SIREN CABLE, 16/2C TWISTED, PLENUM, WHITE




**3 BURGLAR ALARM PLAN**  
 BA1 SCALE: 1/8" = 1'-0"

Professional Engineer of Record  
 Randall A. Nelson, P. E.  
 148 West 95th Street  
 Lenexa, Kansas 66215  
 Phone 913 322 5150



THE DRAWING IS THE PROPERTY OF BRIDGESTONE RETAIL OPERATIONS, LLC AND IS LOANED TO THE EXPRESS COHORTION THAT IT IS NOT TO BE USED IN ANY WAY DELETING TO THE INTEREST OF BRIDGESTONE RETAIL OPERATIONS, LLC. THE ACCEPTANCE OF THIS DRAWING WILL BE CONSIDERED AS AN ACCEPTANCE OF THE FOREGOING CONDITION AND AS SUBJECT TO THE BRIDGESTONE COMPANY POLICY IN THE DRAWING OF BRIDGESTONE RETAIL OPERATIONS, LLC.

**NEW FCAC STORE**  
 2015 - JUNE-ER - RIGHT  
 1900 RICHMOND ROAD  
 WILLIAMSBURG, VA



**ISSUE BLOCK**

NO.	DESCRIPTION	DATE

PROPERTY NO.: 167739  
 6 DIGIT NO.: 785533  
 4 DIGIT NO.: 6868  
 AOR PROJECT NUMBER: 1655814  
 TO PERMIT: DATE: 08/10/17  
 TO BID: DATE: TBD  
 DRAWN BY: ZS,MJ,RC  
 CHECKED BY: CF,AR

SHEET TITLE:  
**BURGLAR ALARM RISER DIAGRAM, NOTES, SCHEDULES**  
 SHEET NUMBER:  
**BA1**