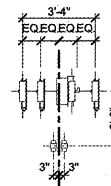
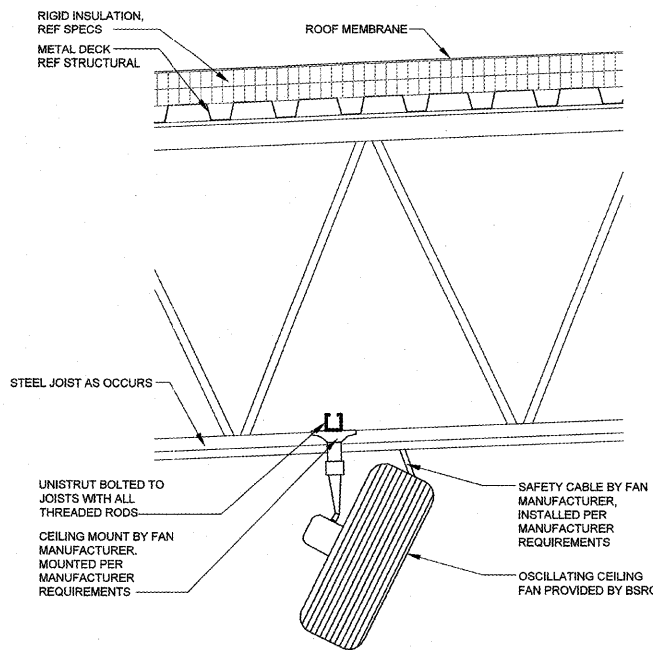


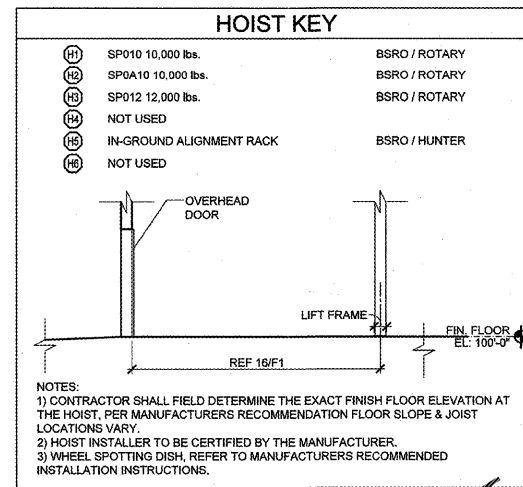
1 INTERIOR ELEVATION
F1 SCALE: 1/4"=1'-0"



2 ENLARGED EQUIPMENT DETAIL
F1 SCALE: 1/4"=1'-0"



3 CEILING MOUNTED FAN
F1 SCALE: 1 1/2"=1'-0"



INVENTORY COUNT

BUILDING AREAS	S.F.
1155 - UNITS/TIRES	500
500 - LF PARTS	

SHOP EQUIPMENT KEY: FURNISHED BY BSRO EXCEPT AS NOTED. ALL ITEMS INSTALLED BY G.C.

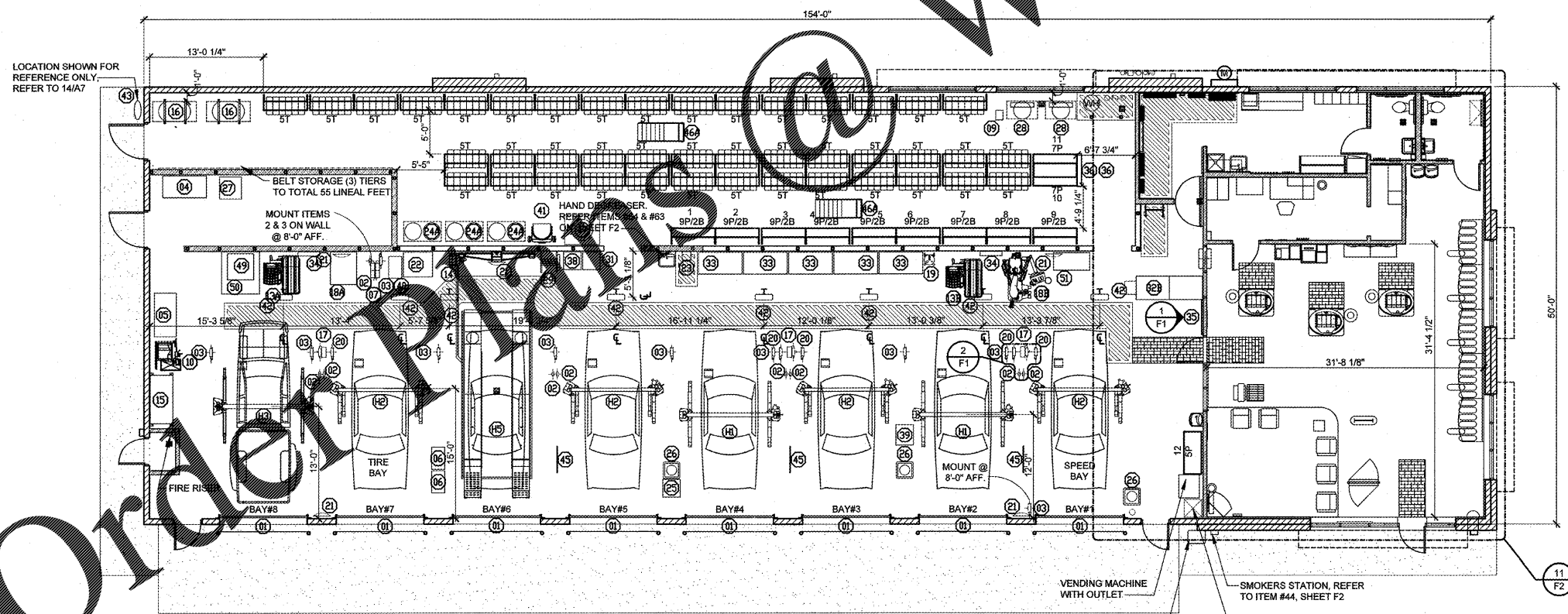
#	QTY	DESCRIPTION	ELEC	AIR
01	8	SETS (BANNER/ BRACKETS/CHAIN) SEE 20/F1 & 15/A7		
02	9	O.H. CORD REEL LIGHT	E1	
03	10	O.H. AIR HOSE REEL		A1
04	1	USED OIL FILTER CONTAINER (MOBILE)		
05	1	SERVICE BENCH		A1
06	2	BRAKE TOOL STAND (MOBILE)		
07	1	FLAT REPAIR STATION		
09	1	AIR DRYER		
10	1	BRAKE SHOP (INSTALLED BY HUNTER)		
13A	1	ELECTRONIC WHEEL BALANCER (INST. BY HUNTER, GSP000 ROAD FORCE	E9	A1
13B	1	ELECTRONIC WHEEL BALANCER (INST. BY HUNTER, GSP000 NON-ROAD FORCE	E9	A1
14	1	WHEEL ALIGNMENT COMPUTER (FLOOR MOUNTED INSTALLED BY HUNTER)	E6	A1
15	1	USED OIL TANK / BENCH		A1
16	2	BULK OIL STORAGE TANK (INSTALLED BY KENDALL)		A1
17	3	HEAVY DUTY CORD REEL	E4	
18A	1	RIM LAMINATE CHARGER		A1
18B	1	WHEEL CHANGING RACK POSITION (INSTALLED BY HUNTER)	E10	A1
19		GAUGE ADDIE (SEE A1 FOR TOX ALERT OVERRIDE NOTE AT DESK)		
20	5	OIL HOSE REEL (INSTALLED BY KENDALL)		
21	5	MIRROR		
22	1	BATTERY RACK		
23		EYE WASH		
23	3	SPILL SKID 6"X26"XK52"L		
25	1	COOLANT FLUSH MACHINE (MOBILE)		
26	3	USED OIL RECEPTOR (MOBILE)		
27	1	USED TIRE CART (MOBILE)		
28	2	5 HP COMPRESSOR	E6	A1
29	1	SHOP PRESS		
31	1	ELECTRICAL SYSTEM TESTER (MOBILE)		
32B	1	MVS CABINET, (81"X32") RUN POWER AND DATA LINES IN POWER POLE TO ROOF DECK IN THE GROMMET CLOSEST TO THE WALL.	E2	
33	5	MECHANIC'S TOOL CABINETS (MOBILE)		
34	2	WHEEL WEIGHT RACK		
35	1	JOB BOARD 48" LONG		
36	2	1 OF EACH NUT & BOLT BIN		
38	1	STRUT COMPRESSOR (MOBILE)		
39	1	REFRIGERANT CHARGER (MOBILE)		
40	1	TIRE TEST TANK		
41	1	DOLLY 55 GALLON DRUM		
42	8	CEILING MOUNTED SHOP FAN	E1	
43	1	SATELLITE DISH - VENDOR SUPPLIED REFER 14/A7		
45	3	TEAMMATE BANNERS (SUSPENDED FROM CEILING)		
46A	2	5 TIER ROLLING LADDER		
49	1	STANDARD 2 TANK OIL SYSTEM		
50	1	203 GALLON CONTAINMENT PAN		
51	1	ECOBX OIL RACK		
H1	2	SP010 10,000 LBS. (SEE HOIST KEY)	E9	
H2	4	SP0A10 10,000 LBS. (SEE HOIST KEY)	E9	
H3	1	SP012 12,000 LBS. (SEE HOIST KEY)	E9	
H5	1	ALIGNMENT RACK IN RECESSED SLAB (SEE HOIST KEY)	E3	A1

SHOP EQUIPMENT NOTES

E1	120V 1-PHASE 1-POLE 20AMP CKT	A1	1/2" DIA AIR
E2	120V 1-PHASE 1-POLE SHOP OUTLET	A2	SHOP AIR HOSE
E3	208V 1-PHASE 2-POLE 20A		
E4	120V 1-PHASE 1-POLE 20A DEDICATED GROUND		
E5	230V 3-PHASE 3-POLE 30A		
E6	120V 1-PHASE 1-POLE 20A ISOLATED GROUND		
E7	230V 1-PHASE 2-POLE 20A		
E8	120V 1-PHASE 1-POLE 30A		
E9	208V 1-PHASE 2-POLE 20A		
E10	208V 1-PHASE 2-POLE 30A		



20 SERVICE BAY SAFETY CHAIN
F1 SCALE: 1/2"=1'-0"



16 FIXTURE PLAN
F1 SCALE: 1/8"=1'-0"

SSG Design Group, P.C.
1100 S. Oklahoma, Suite 550
Tulsa, Oklahoma 74119-3309
P: 918.587.5600
F: 918.587.5601
www.ssgdesigngroup.com

Firestone COMPLETE AUTO CARE

THIS DRAWING IS THE PROPERTY OF PROGRESSIVE RETAIL OPERATIONS, LLC AND IS LOANED TO THE INTERESTS OF PROGRESSIVE RETAIL OPERATIONS, LLC. IT IS NOT TO BE USED IN ANY MANNER THAT WOULD BE DEPRECIATING TO THE INTERESTS OF PROGRESSIVE RETAIL OPERATIONS, LLC. THE ACCEPTANCE OF THIS DRAWING WILL BE CONSIDERED AS AN AGREEMENT TO THE TERMS AND CONDITIONS OF THE PROGRESSIVE RETAIL OPERATIONS, LLC. PROGRESSIVE RETAIL OPERATIONS, LLC IS NOT RESPONSIBLE FOR ANY DAMAGE TO THE DRAWING OR ANY INFORMATION CONTAINED THEREIN.

NEW FCAC STORE
2015 - JUNE - ER - RIGHT
1900 RICHMOND ROAD
WILLIAMSBURG, VA

COMMONWEALTH OF VIRGINIA
DOUG TAYLOR
Lic. No. 046101956

ISSUE BLOCK

PROPERTY NO.:	167739
8 DIGIT NO.:	785533
4 DIGIT NO.:	6888
AOR PROJECT NUMBER:	1655B14
TO PERMIT:	DATE: 09/10/17
TO BID:	DATE: TBD
DRAWN BY:	JD
CHECKED BY:	MGC

SHEET TITLE:
FIXTURE PLAN AND NOTES

SHEET NUMBER:
F1