



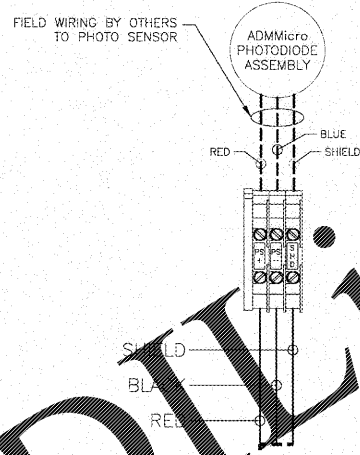
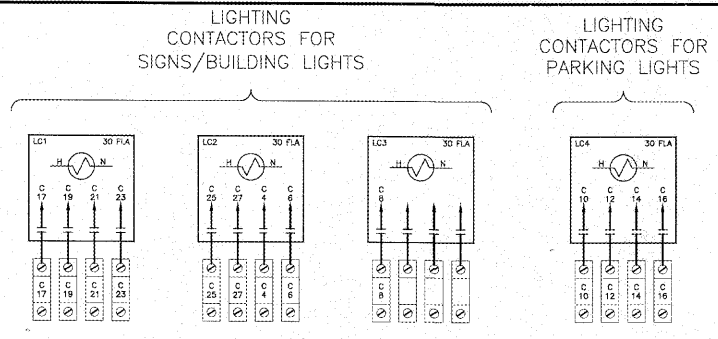
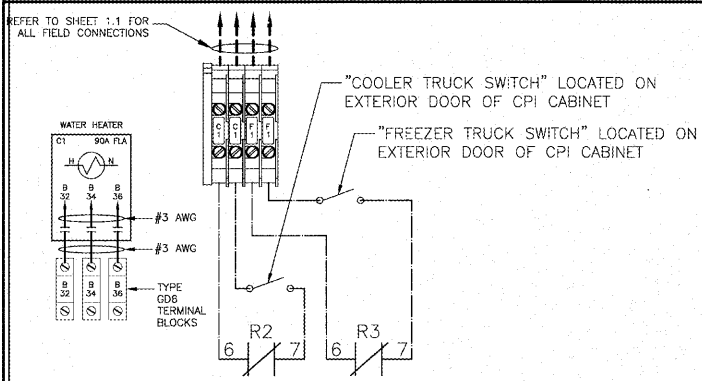
CAROLINA PRODUCTS, INC.
1132 PRO AM DR.
CHARLOTTE, NC 28211
PH. (704)364-9029, FX. (704)364-125

CPI
CAROLINA PRODUCTS, INC.
CONTROL AND POWER INTEGRATION



NO.	DESCRIPTION	DATE

WIRING SCHEMATICS
DATE: 6-23-17
SHEET NUMBER: CPI-2.1



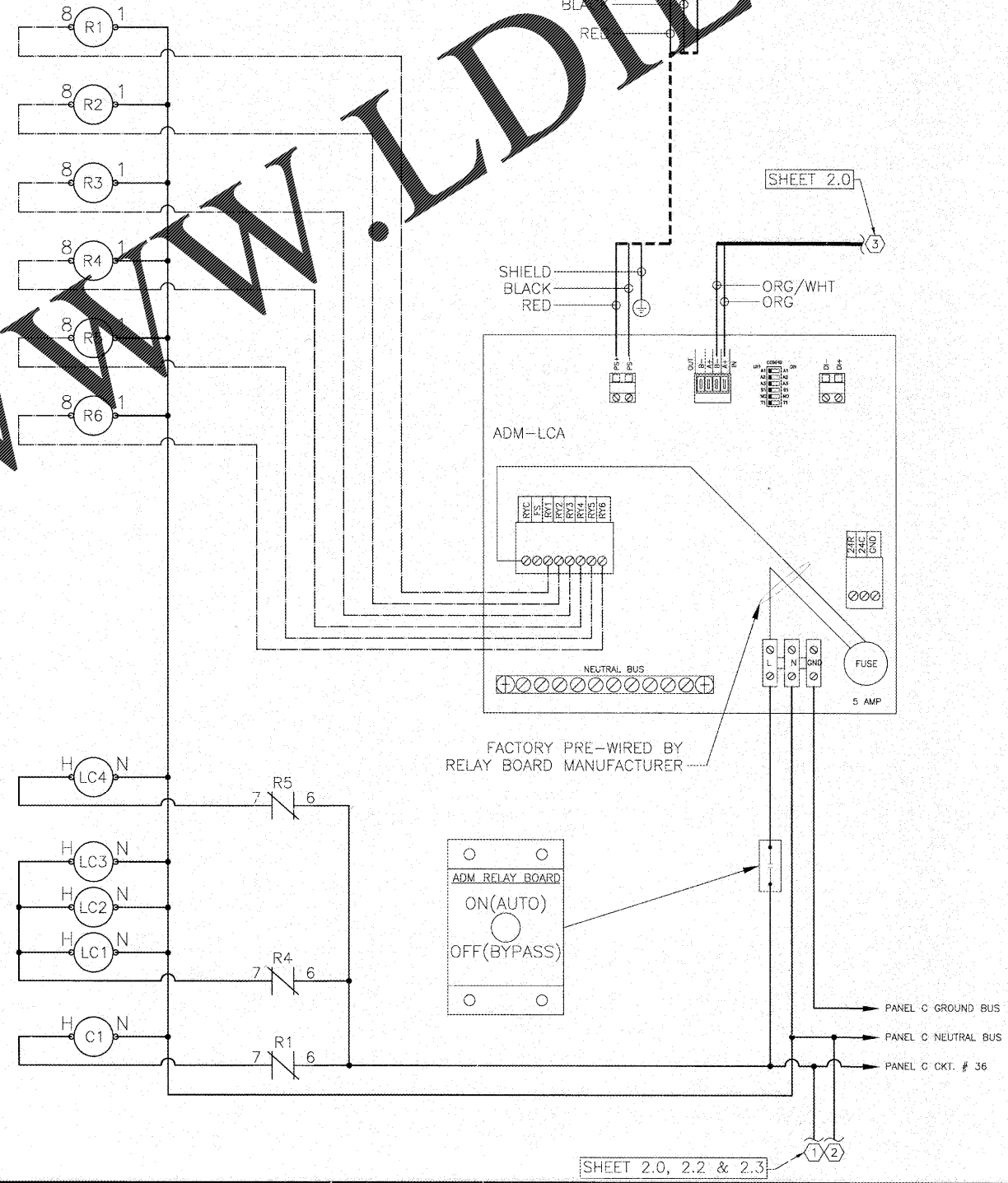
OUTPUT #	LOAD CONTROLLED
LCA RELAY #1	WATER HEATER
LCA RELAY #2	COOLER
LCA RELAY #3	FREEZER
LCA RELAY #4	SIGNS / BUILDING LIGHTS
LCA RELAY #5	PARKING LIGHTS
LCA RELAY #6	CHAIN BROILER
ADM-1204 DIGITAL OUTPUT #1	GRIDDLE (EQUIPMENT ONLY)
ADM-1204 DIGITAL OUTPUT #2	FRYERS/GRIDDLE & OVENS EXH.

CONTACTOR NAME	# OF POLES	AMPERE RATING	COIL VOLTAGE
LC1	4	30A	120 VAC
LC2	4	30A	120 VAC
LC3	4	30A	120 VAC
LC4	4	30A	120 VAC
LC5A	3	30A	120 VAC
LC5B	3	30A	120 VAC
C1	3	90A	120 VAC
C2	3	30A	120 VAC
C3	3	30A	120 VAC
C4	3	30A	120 VAC
C5	3	60A	120 VAC
C6	3	60A	120 VAC
C7	3	60A	120 VAC
C8	3	60A	120 VAC
C9	3	50A	120 VAC
C10	3	90A	120 VAC
C11	3	30A	120 VAC
C12	3	30A	120 VAC
C13	3	30A	120 VAC
C14	3	30A	120 VAC
C15	3	30A	120 VAC
C16	3	150A	120 VAC

RELAY NAME	CONTACTS	COIL VOLTAGE
R1	2 POLE	120 VAC
R2	2 POLE	120 VAC
R3	2 POLE	120 VAC
R4	2 POLE	120 VAC
R5	2 POLE	120 VAC
R6	2 POLE	120 VAC
R7	2 POLE	24 VDC
R8	2 POLE	24 VDC
R9	2 POLE	120 VAC
R10	2 POLE	120 VAC
R11	2 POLE	120 VAC
R12	2 POLE	120 VAC
R13	2 POLE	120 VAC
R14	2 POLE	120 VAC
R15	2 POLE	120 VAC
R16	2 POLE	120 VAC
R17	2 POLE	120 VAC
R18	2 POLE	24 VAC
R19	2 POLE	24 VAC
R20	2 POLE	24 VAC
R21	2 POLE	24 VAC
CSR1	1 POLE	CURRENT SENSING RELAY
CSR2	1 POLE	CURRENT SENSING RELAY
CSR3	1 POLE	CURRENT SENSING RELAY
MEN'S RESTROOM TIME DELAY	2 POLE	TIME DELAY RELAY
WOMEN'S RESTROOM TIME DELAY	2 POLE	TIME DELAY RELAY

- P/N RJ25-CL-D24 (DEC. 2 POLE RELAY, 24VAC COIL; CPI P/N: RJ25-24VDC)
- P/N RJ25-CL-A24 (DEC. 2 POLE RELAY, 24VAC COIL; CPI P/N: RJ25-24VAC)
- P/N RJ25-CL-A120 (DEC. 2 POLE RELAY, 120VAC COIL; CPI P/N: RJ25-120VAC)
- P/N SJ25-05B (DEC. 2 POLE RELAY BASE; CPI P/N: RJ2 BASE)
- P/N DPASD30 (DPASD30, 30A CONTACTOR, 120VAC COIL)
- P/N DPASD30 (DPASD30, 30A CONTACTOR, 120VAC COIL)
- P/N DPASD30 (DPASD30, 30A CONTACTOR, 120VAC COIL)
- P/N DPASD30 (DPASD30, 30A CONTACTOR, 120VAC COIL)
- P/N DPASD30 (DPASD30, 30A CONTACTOR, 120VAC COIL)
- P/N DPASD30 (DPASD30, 30A CONTACTOR, 120VAC COIL)
- P/N LC1D150G7 (90 D, 3 POLE, 150A CONTACTOR, 120VAC COIL)
- P/N 8910DPA93V02 (90 D, 3 POLE, 90A CONTACTOR, 120VAC COIL)

ELECTRICAL SYMBOLS	
SYMBOL	DESCRIPTION
	RELAY COIL
	NORMALLY OPEN RELAY CONTACT
	NORMALLY CLOSED RELAY CONTACT
	CONTACTOR COIL



****VERY IMPORTANT NOTE****
ALL CT, CAT-5e & SENSOR WIRING TO BE SEPARATED FROM MAIN VOLTAGE ON CONTROL SCREEN AND AT THE MAIN PDU. NO EXCEPTIONS.

WIRE LEGEND:	
DASHED	FIELD
SOLID	14AWG
DASH-DOT	18AWG
THICK-SOLID	CAT-5
DASHED THICK	2-WIRE SHIELDED

- 208Y/120V COLOR CODING
- A PHASE-BLACK
 - B PHASE-RED
 - C PHASE-BLUE
 - NEUTRAL-WHITE

HARDEE'S: BODDIE NOELL ENTERPRISES
BURGAW, NC

CPI PROJECT # 21932A
CPI DRAWING # BNE-21932A
SHEET: 2.1
DATE: 7/18/17
DRAWN BY: AJW