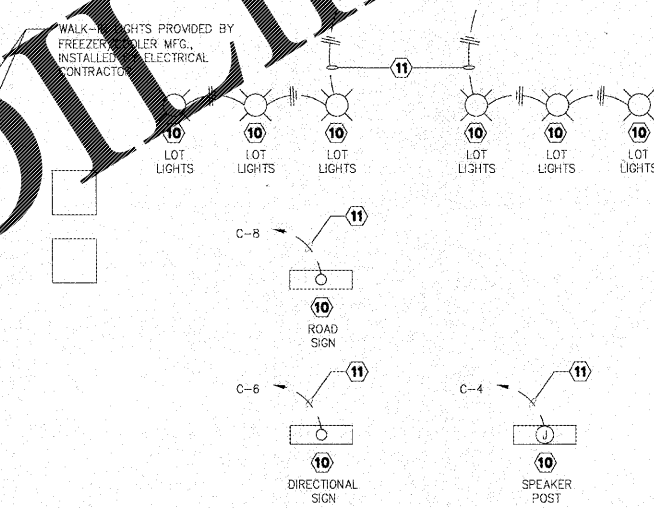
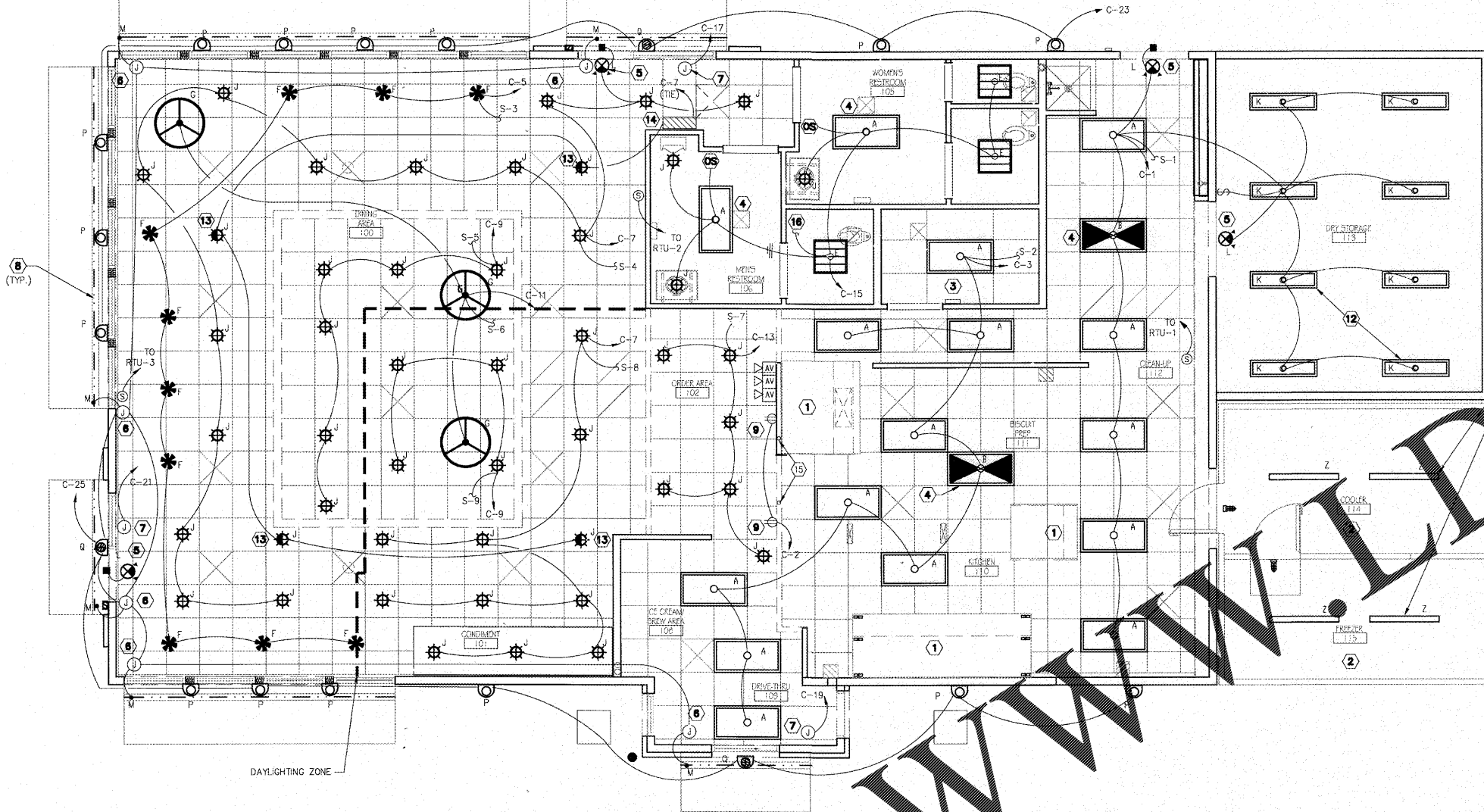


NOTE: ALL EXIT/EMERGENCY/NIGHT LIGHTS TO BE WIRED AHEAD OF LOCAL SWITCHING.

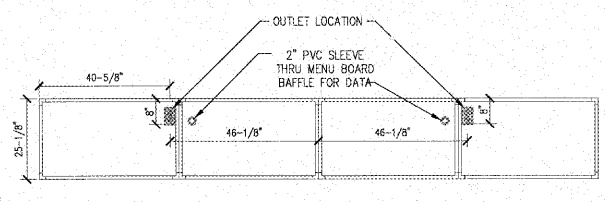


LIGHTING PLAN

SCALE: 1/4"=1'-0" 1

| LIGHTING FIXTURE SCHEDULE | | | | | | |
|---------------------------|--------|--|---|-----------|--------------|---|
| FIXTURE TYPE | SYMBOL | DESCRIPTION | MANUFACTURER & MODEL NUMBER | LAMP TYPE | LAMP WATTAGE | REMARKS |
| A | ○ | 2x4' SQUARE LED RECESSED LIGHT WITH REFLECTOR AND DRIVE | SECURITY LTD. COLUMBIA LED24-4000K-PSA1.2 2'x4' | LED | 50W | G.C. TO ORDER APPROPRIATE MOUNTING HANGARS AS REQUIRED FOR PROPER CEILING INSTALLATION. |
| B | ⊠ | SIMILAR TO 'A' BUT INVERTED FOR EMERGENCY LIGHTING | SECURITY LTD. COLUMBIA LED24-4000K-PSA1.2 2'x4' | LED | 50W | |
| D | ⊠ | 2x4' RECESSED LED WITH PRISMATIC LENS WITH LAMP REFLECTOR AND TRANSPARENT ALUM. REFLECTOR WITH HANGAR FOR EMERGENCY LIGHTING | SECURITY LTD. COLUMBIA LED24-4000K-PSA1.2 2'x4' | LED | 50W | |
| E | ○ | SIMILAR TO 'D' BUT IN OUR INVERTER | SECURITY LTD. COLUMBIA LED24-4000K-PSA1.2 2'x4' | LED | 50W | |
| F | ⊠ | PENDANT PENDANT | SECURITY LTD. 22345 / HALLCORP | LED | 6W | THIS IS THE TYPE OF LED USED. |
| G | ⊠ | PENDANT PENDANT | SECURITY LTD. 22345 / HALLCORP | LED | 25W | LARGE PENDANT WITH 1/2" USA SPACER. WITH 1/2" USA SPACER. |
| J | ⊠ | RECESSED LED DOWN LIGHT | SECURITY LTD. 45678 / HALLCORP | LED | 12W | DOWN LIGHT WITH 1/2" USA SPACER. WITH 1/2" USA SPACER. |
| K | ⊠ | DRY STORAGE AREA - 1/4" RECESSED LED | SECURITY LTD. 45678 / HALLCORP | LED | 6W | DOWN LIGHT WITH 1/2" USA SPACER. WITH 1/2" USA SPACER. |
| L | ⊠ | EMERGENCY LIGHT WITH REMOTE CONTROL FEATURE | SECURITY LTD. 45678 / HALLCORP | LED | 6W | FEATURES AND NOTES SHALL BE BLACK. |
| M | ⊠ | HANGING LED | SECURITY LTD. 45678 / HALLCORP | LED | 6W | LED SUPPLIED BY HANGAR. G.C. TO SUPPLEMENT HANGAR. |
| P | ⊠ | HANGING PENDANT & DOWNLIGHT | SECURITY LTD. 45678 / HALLCORP | LED | 25W | WALL MOUNTED DOWNLIGHT WITH 1/2" USA SPACER. WITH 1/2" USA SPACER. |
| Q | ⊠ | HANGING DOWNLIGHT ONLY | SECURITY LTD. 45678 / HALLCORP | LED | 14W | WALL MOUNTED DOWNLIGHT WITH 1/2" USA SPACER. WITH 1/2" USA SPACER. |
| T1 | ⊠ | SITE LIGHT | SECURITY LTD. 45678 / HALLCORP | LED | 14W | WALL MOUNTED DOWNLIGHT WITH 1/2" USA SPACER. WITH 1/2" USA SPACER. |
| T2 | ⊠ | SITE LIGHT | SECURITY LTD. 45678 / HALLCORP | LED | 14W | WALL MOUNTED DOWNLIGHT WITH 1/2" USA SPACER. WITH 1/2" USA SPACER. |
| Z | ⊠ | FREEZER LIGHTS - 4x6x6 | SECURITY LTD. 45678 / HALLCORP | LED | 6W | FEATURES AND NOTES PROVIDED BY OEM. REFER TO SHEET E.C. FOR LOCATION. |

LIGHT FIXTURE SCHEDULE



MENU BOARD DETAIL:
INSTALL TWO OUTLETS, ONE 46-1/8" FROM THE CENTER ON EACH SIDE AND 8" FROM THE TOP OF THE DISPLAY. (MENU BOARD OUTLETS SHALL BE 360 ELECTRICAL #36010 ROTATING DUPLEX OUTLET)
E.C. SHALL INSTALL 2" PVC SLEEVE THRU MENU BOARD BAFFLE WALL FOR ROUTING OF DATA AND HDMI CABLES AS REQUIRED.

DIGITAL MENU BOARD OUTLET LOCATIONS

| LIGHT SWITCH SCHEDULE (3) | | |
|---------------------------|---------------|------------------------------------|
| LIGHT SWITCH | LIGHT CIRCUIT | LOCATION SERVED |
| S-1 | C-1 | KITCHEN AREAS |
| S-2 | C-3 | KITCHEN AREAS |
| S-3 | C-5 | DINING PENDANTS |
| S-4 | C-7 | DOWN LIGHTS-DINING (DAYLIGHT ZONE) |
| S-5 | C-9 | DOWN LIGHTS-DINING (DAYLIGHT ZONE) |
| S-6 | C-11 | LARGE DINING PENDANTS |
| S-7 | C-13 | DOWNLIGHTS |
| S-8 | C-7 | DOWN LIGHTS-DINING |
| S-9 | C-9 | DOWN LIGHTS-DINING |

LIGHT SWITCH SCHEDULE


- NOTES:
- CONNECT CIRCUIT TO EXHAUST HOOD LIGHTS AND FURNISH 75W INCANDESCENT LAMPS. SEE SHEET E4 FOR FAN CIRCUITRY, CIRCUIT A-23 (HOOD LIGHTS)
 - SEE SHEET E1 FOR WALK-IN BOX LIGHTING CIRCUITS.
 - ALL WALL SWITCHES SHALL BE TOTALLY ENCLOSED TYPE RATED AT 20 AMPS, 120/277 VOLTS, BRYANT #4901 OR EQUAL W/STAINLESS STEEL COVER PLATE. LABEL LOCATION SERVED WITH A PLASTIC LAMINATED LABEL. SEE "LIGHT SWITCH SCHEDULE" THIS SHEET.
 - NIGHT LIGHT - LAMPS TO REMAIN ON @ ALL TIMES. CONNECT EMERGENCY BALLAST TO UNSWITCHED CONDUCTORS.
 - CONNECT TO UNSWITCHED CONDUCTORS.
 - J-BOX ABOVE CEILING W/ 1/2" CONDUIT THRU WALL FOR CONNECTION TO LED LIGHTING @ BUILDING AWNINGS. SIGN COMPANY TO RUN LED LIGHTING INTO J-BOXES.
 - WEATHERPROOF JUNCTION BOX FOR BUILDING SIGNS MOUNTED @ LOCATION AS DIRECTED BY SIGN INSTALLER. FURNISH DISCONNECT AS REQUIRED W/ WIRING INTEGRATED CONTROL PANEL.
 - LED LIGHTING FURNISHED W/ AWNINGS.
 - FOR INTERIOR MENU BOARD, VERIFY LOCATION WITH OWNER'S REPRESENTATIVE & SEE DETAIL THIS SHEET.
 - SEE SITE PLAN FOR EXACT LOCATION.
 - 8'5", 1" C MINIMUM.
 - COORDINATE W/ ROOF STRUCTURE
 - EMERGENCY/ NIGHT LIGHTS TO BE WIRED TO RECESSED INVERTER, WIRE PER MFC.
 - RECESSED INVERTER FOR EMERGENCY/ NIGHT LIGHTS IN DINING ROOM AREA. WIRE PER MFC.
 - PROVIDE 1" EMPTY CONDUITS ADJACENT TO OUTLETS FOR CABLING VERIFY W/ OWNER PRIOR TO INSTALLATION.
 - TO RESTROOM EXHAUST FAN ON ROOF. TO BE CONTROLLED WITH LIGHTS.
 - OCCUPANCY SENSOR - MOUNT @ 54" A.F.F., FURNISHED BY CPI & INSTALLED BY E.C. SEE SHEET CPI SHEETS (CPI 2 & 3) FOR WIRING DIAGRAMS.
- GENERAL NOTES:
NO EXTERIOR J-BOXES ON POLE LIGHTS, COORDINATE WITH MFG. ON PLACEMENT IN POLE BASE

SHEET NOTES

NOTE: SEE SHEETS CPI-1.0 THRU CPI-2.3 FOR CPI INFORMATION RELATED TO WIRING OF CONTROLS & ENERGY MANAGEMENT.

Order Plans @

national restaurant designers
ARCHITECTS & ENGINEERS
3005 CARRINGTON HILL BLVD. SUITE 105
MORRISVILLE, NORTH CAROLINA 27560
PH: 919 544 7267 FAX: 919 544 9339
* DIVISION OF LMPDT ASSOCIATES



Hardees
HARDEES REVERSE PROTOTYPE
RURHAM, NC 28425

BODDIE-NOELL ENTERPRISES, INC.
P.O. BOX 908
ROCKY MOUNT, N.C.
27802-1908
(252) 937-2800

OWNER: **BN**

| NO. | REVISIONS | DATE |
|-----|-------------|------|
| | DESCRIPTION | |

LIGHTING PLAN

DATE: 6-23-17

SHEET NUMBER: **E2**